


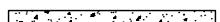



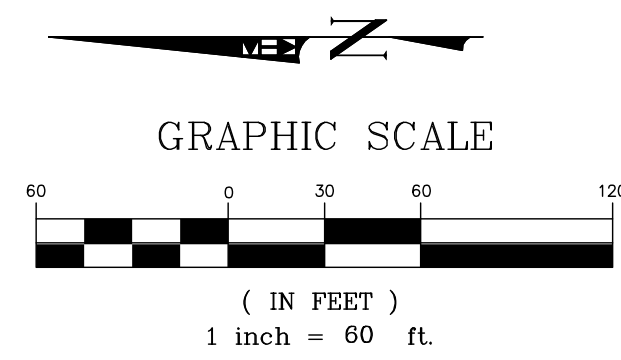


90° PARKING DETAIL
SCALE: 1"=20'

LEGEND

-  BOUNDARY
-  CURB AND GUTTER
-  PAVEMENT
-  SIDEWALK/BIKE PATH
-  BIORETENTION FACILITY
-  COLUMN*
-  SLOPE



**I-80 PARK & RIDE
ALTERNATIVE 2**

ALBANY ALAMEDA COUNTY CALIFORNIA

* LOCATION AND SIZE OF COLUMNS ARE APPROXIMATE.
NOTE: BOUNDARY IS APPROXIMATE.