



1 of record of the Board of Supervisors of the County of Alameda for holding regular State  
2 and County elections.

3  
4 That the whole number of votes cast in the City of Albany was 8,887.

5 That the names of the persons voted for, the offices for this they were voted, the  
6 number of votes given in each precinct to each of said persons, together with the whole  
7 number of votes which they received in the entire City, are as follows:  
8  
9  
10  
11  
12  
13  
14  
15  
16  
17  
18  
19  
20  
21  
22  
23  
24  
25  
26  
27  
28  
29

STATE OF CALIFORNIA )  
 ) ss.  
COUNTY OF ALAMEDA )

I, **DAVE MACDONALD**, Registrar of Voters for the County of Alameda, State of California, having canvassed the returns of all votes cast in the City of Albany at the General Municipal Election held on Tuesday, November 4, 2008 do hereby certify the following to be a full, true and correct Statement of the Results of all votes cast for each of the candidates entitled to receive votes for the office indicated.

**CITY OF ALBANY**

CITY COUNCILMEMBERS  
(Three Elected)


Peggy Thomsen	3,907
Farid Javandel	3,389
Robert Lieber	3,286
Nick Pilch	3,022
Leo Panian	2,967
Ellen Toomey	2,894


CITY TREASURER  
(One Elected)

Kim Denton	5,705
------------	-------

I further certify that the total number of ballots cast in the City of Albany at said election was 8,887 and attached hereto is a complete statement of the results showing the number of votes cast at each precinct for each candidate.

I hereby set my hand and my official seal this 26th day of November 2008 at Oakland, California.



  
**DAVE MACDONALD**  
Registrar of Voters  
County of Alameda  
State of California

ALAMEDA COUNTY Statement of Vote  
GENERAL ELECTION

9800039		CITY OF ALBANY												
	Registration	Ballots Cast	Turnout (%)	MEMBERS OF CITY COUNCIL - ALBANY LEO PANIAN	PEGGY THOMSEN	ELLEN TOOMEY	NICK PECH	ROBERT LIEBER	FARID JAVANDEL		MEMBERS OF THE BOARD OF EDUCATION - ALBANY PATRICIA LOW	RON ROSENBAUM	JOHN KINDLE	CITY TREASURER - ALBANY KIM DENTON
260100 260100	1048	456	43.51	161	197	127	128	159	155		280	201	61	283
260100 - Absentee Reporting	1048	408	38.95	154	201	121	138	135	128		252	187	57	246
260300 260300	867	390	44.98	118	157	103	92	125	109		238	134	47	241
260300 - Absentee Reporting	867	287	33.10	89	110	78	69	120	89		160	137	30	174
260400 260400	736	324	44.02	103	143	102	110	97	122		190	138	75	218
260400 - Absentee Reporting	736	267	36.28	90	132	89	79	105	102		154	135	64	174
260610 260610	786	243	30.92	69	113	57	47	83	70		145	103	18	153
260610 - Absentee Reporting	786	370	47.07	112	180	75	90	153	137		244	175	47	238
260800 260800	765	302	39.48	116	120	90	98	118	112		191	150	39	200
260800 - Absentee Reporting	765	342	44.71	115	161	104	119	126	144		228	179	65	225
260900 260900	903	387	42.86	119	190	133	153	113	162		235	213	60	247
260900 - Absentee Reporting	903	381	42.19	104	181	125	143	140	171		237	218	60	250
261000 261000	857	349	40.72	97	157	115	165	115	149		188	190	49	223
261000 - Absentee Reporting	857	391	45.62	105	182	128	174	144	191		235	231	49	253
261300 261300	878	361	41.12	141	136	120	106	143	108		208	173	41	239
261300 - Absentee Reporting	878	348	39.64	146	138	133	96	170	110		212	188	42	229
261400 261400	673	296	43.98	112	112	91	87	119	84		175	138	46	188
261400 - Absentee Reporting	673	251	37.30	102	100	75	86	96	98		157	124	31	169
261600 261600	833	326	39.14	109	126	136	116	117	90		181	162	55	206
261600 - Absentee Reporting	833	384	46.10	139	153	173	119	155	154		231	216	66	254
261700 261700	694	288	41.50	109	128	94	117	94	121		148	155	66	189
261700 - Absentee Reporting	694	307	44.24	118	115	109	104	137	126		174	178	55	204
262000 262000	894	328	36.69	110	166	136	139	121	147		210	198	47	210
262000 - Absentee Reporting	894	454	50.78	162	204	151	158	191	201		264	273	80	282
262100 262100	738	260	35.23	65	117	98	118	81	122		132	162	53	159
262100 - Absentee Reporting	738	387	52.44	122	188	131	171	129	187		210	239	83	251
Precinct Totals	10672	4310	40.39	1429	1862	1402	1476	1485	1551		2521	2117	657	2756
Absentee Reporting Totals	10672	4577	42.89	1538	2045	1492	1546	1801	1838		2758	2480	729	2949
Grand Totals	10672	8887	83.27	2967	3907	2894	3022	3286	3389		5279	4597	1386	5705
9th Congressional District	10672	8887	83.27	2967	3907	2894	3022	3286	3389		5279	4597	1386	5705
9th State Senatorial District	10672	8887	83.27	2967	3907	2894	3022	3286	3389		5279	4597	1386	5705
14th Assembly District	10672	8887	83.27	2967	3907	2894	3022	3286	3389		5279	4597	1386	5705
1st Dist, Board of Equalization	10672	8887	83.27	2967	3907	2894	3022	3286	3389		5279	4597	1386	5705
5th Supervisorial District	10672	8887	83.27	2967	3907	2894	3022	3286	3389		5279	4597	1386	5705
ALAMEDA	10672	8887	83.27	2967	3907	2894	3022	3286	3389		5279	4597	1386	5705
City of Albany	10672	8887	83.27	2967	3907	2894	3022	3286	3389		5279	4597	1386	5705

ALAMEDA COUNTY Statement of Vote  
GENERAL ELECTION

9800039	CITY OF ALBANY													
	Registration	Ballots Cast	Turnout (%)	MEMBERS OF CITY COUNCIL - ALBANY LEO PANIAN	PEGGY THOMSEN	ELLEN TOOMEY	NICK PILCH	ROBERT LIEBER	FARID JAVANDEL	MEMBERS OF THE BOARD OF EDUCATION - ALBANY PATRICIA LOW	RON ROSENBAUM	JOHN KWIDLE	CITY TREASURER - ALBANY KIM DENTON	
260100 - 260100	1048	456	43.51	161	197	127	128	159	155	280	201	61	283	
260100 - Absentee Reporting	1048	408	38.93	134	201	121	138	135	128	252	187	57	246	
260300 - 260300	867	390	44.98	118	157	103	92	125	109	238	134	47	241	
260300 - Absentee Reporting	867	287	33.10	89	110	78	69	120	89	160	137	30	174	
260400 - 260400	736	324	44.02	103	143	102	110	97	122	190	138	75	218	
260400 - Absentee Reporting	736	267	36.28	90	132	89	79	105	102	154	135	64	174	
260610 - 260610	786	243	30.92	69	113	57	47	83	70	145	103	18	153	
260610 - Absentee Reporting	786	370	47.07	112	180	75	90	155	137	244	175	47	238	
260800 - 260800	765	302	39.48	116	120	90	98	118	112	191	150	39	200	
260800 - Absentee Reporting	765	342	44.71	115	161	104	119	126	144	228	179	65	225	
260900 - 260900	903	387	42.86	119	190	133	153	113	162	235	213	60	247	
260900 - Absentee Reporting	903	381	42.19	104	181	125	143	140	171	237	218	60	250	
261000 - 261000	857	348	40.72	97	157	115	165	115	149	188	190	49	223	
261000 - Absentee Reporting	857	391	45.62	105	182	128	174	144	191	235	231	49	253	
261300 - 261300	878	361	41.12	141	136	120	106	143	108	208	173	41	239	
261300 - Absentee Reporting	878	348	39.64	146	138	133	96	170	110	212	188	42	229	
261400 - 261400	673	296	43.98	112	112	91	87	119	84	175	138	46	188	
261400 - Absentee Reporting	673	251	37.30	102	100	75	86	96	98	157	124	31	169	
261600 - 261600	833	326	39.14	109	126	136	116	117	90	181	162	55	206	
261600 - Absentee Reporting	833	384	46.10	139	153	173	119	155	154	231	216	66	254	
261700 - 261700	694	288	41.50	109	128	94	117	94	121	148	155	66	189	
261700 - Absentee Reporting	694	307	44.24	118	115	109	104	137	126	174	178	55	204	
262000 - 262000	894	328	36.69	110	166	136	139	121	147	210	198	47	210	
262000 - Absentee Reporting	894	454	50.78	162	204	151	158	191	201	264	273	80	282	
262100 - 262100	738	260	35.23	65	117	98	118	81	122	132	162	53	159	
262100 - Absentee Reporting	738	387	52.44	122	188	131	171	129	187	210	239	83	251	
Preinct Totals	10672	4310	40.39	1429	1862	1402	1476	1485	1551	2521	2117	657	2756	
Absentee Reporting Totals	10672	4577	42.89	1538	2045	1492	1546	1801	1838	2758	2480	729	2949	
Grand Totals	10672	8887	83.27	2967	3907	2894	3022	3286	3389	5279	4597	1386	5705	
9th Congressional District	10672	8887	83.27	2967	3907	2894	3022	3286	3389	5279	4597	1386	5705	
9th State Senatorial District	10672	8887	83.27	2967	3907	2894	3022	3286	3389	5279	4597	1386	5705	
14th Assembly District	10672	8887	83.27	2967	3907	2894	3022	3286	3389	5279	4597	1386	5705	
1st Dist, Board of Equalization	10672	8887	83.27	2967	3907	2894	3022	3286	3389	5279	4597	1386	5705	
5th Supervisorial District	10672	8887	83.27	2967	3907	2894	3022	3286	3389	5279	4597	1386	5705	
ALAMEDA	10672	8887	83.27	2967	3907	2894	3022	3286	3389	5279	4597	1386	5705	
City of Albany	10672	8887	83.27	2967	3907	2894	3022	3286	3389	5279	4597	1386	5705	

ALAMEDA COUNTY Statement of Vote  
GENERAL ELECTION

9800039		CITY OF ALBANY												
	Registration	Ballots Cast	Turnout (%)	MEMBERS OF CITY COUNCIL - ALBANY LEO PANIAN	PEGGY THOMSEN	ELLEN TOOMEY	MICK PELCH	ROBERT LIEBER	FARID JAVANDEL	MEMBERS OF THE BOARD OF EDUCATION - ALBANY PATRICIA LOW	RON ROSENBAUM	JOHN KINDLE	CITY TREASURER - ALBANY KIM DENTON	
260100 260100	1048	456	43.51	161	197	127	128	159	155	280	201	61	283	
260100 - Absentee Reporting	1048	408	38.93	134	201	121	138	135	128	252	187	57	246	
260300 260300	867	390	44.98	118	157	103	92	125	109	238	134	47	241	
260300 - Absentee Reporting	867	287	33.10	89	110	78	69	120	89	160	137	30	174	
260400 260400	736	324	44.02	103	143	102	110	97	122	190	138	75	218	
260400 - Absentee Reporting	736	267	36.28	90	132	89	79	105	102	154	135	64	174	
260610 260610	786	243	30.92	69	113	57	47	83	70	145	103	18	153	
260610 - Absentee Reporting	786	370	47.07	112	180	75	90	153	137	244	175	47	238	
260800 260800	765	302	39.48	116	120	90	98	118	112	191	150	39	200	
260800 - Absentee Reporting	765	342	44.71	115	161	104	119	126	144	228	179	65	225	
260900 260900	903	387	42.86	119	190	133	153	113	162	235	213	60	247	
260900 - Absentee Reporting	903	381	42.19	104	181	125	143	140	171	237	218	60	250	
261000 261000	857	349	40.72	97	157	115	165	115	149	188	190	49	223	
261000 - Absentee Reporting	857	391	45.62	105	182	128	174	144	191	235	231	49	253	
261300 261300	878	361	41.12	141	136	120	106	143	108	208	173	41	239	
261300 - Absentee Reporting	878	348	39.64	146	138	133	96	170	110	212	188	42	229	
261400 261400	673	296	43.98	112	112	91	87	119	84	175	138	46	188	
261400 - Absentee Reporting	673	251	37.30	102	100	75	86	96	98	157	124	31	169	
261600 261600	833	326	39.14	109	126	136	116	117	90	181	162	55	206	
261600 - Absentee Reporting	833	384	46.10	139	153	173	119	155	154	231	216	66	254	
261700 261700	694	288	41.50	109	128	94	117	94	121	148	155	66	189	
261700 - Absentee Reporting	694	307	44.24	118	115	109	104	137	126	174	178	55	204	
262000 262000	894	328	36.69	110	166	136	139	121	147	210	198	47	210	
262000 - Absentee Reporting	894	454	50.78	162	204	151	158	191	201	264	273	80	282	
262100 262100	738	260	35.23	65	117	98	118	81	122	132	162	53	159	
262100 - Absentee Reporting	738	387	52.44	122	188	131	171	129	187	210	239	83	251	
Precinct Totals	10672	4310	40.39	1429	1862	1402	1476	1485	1551	2521	2117	657	2756	
Absentee Reporting Totals	10672	4577	42.89	1538	2045	1492	1546	1801	1838	2758	2480	729	2949	
Grand Totals	10672	8887	83.27	2967	3907	2894	3022	3286	3389	5279	4597	1386	5705	
9th Congressional District	10672	8887	83.27	2967	3907	2894	3022	3286	3389	5279	4597	1386	5705	
9th State Senatorial District	10672	8887	83.27	2967	3907	2894	3022	3286	3389	5279	4597	1386	5705	
14th Assembly District	10672	8887	83.27	2967	3907	2894	3022	3286	3389	5279	4597	1386	5705	
1st Dist, Board of Equalization	10672	8887	83.27	2967	3907	2894	3022	3286	3389	5279	4597	1386	5705	
5th Supervisorial District	10672	8887	83.27	2967	3907	2894	3022	3286	3389	5279	4597	1386	5705	
ALAMEDA	10672	8887	83.27	2967	3907	2894	3022	3286	3389	5279	4597	1386	5705	
City of Albany	10672	8887	83.27	2967	3907	2894	3022	3286	3389	5279	4597	1386	5705	

STATE OF CALIFORNIA )  
 ) ss.  
COUNTY OF ALAMEDA )

I, **DAVE MACDONALD**, Registrar of Voters for the County of Alameda, State of California, having canvassed the returns of all votes cast in the City of Albany at the General Municipal Election held on Tuesday, November 4, 2008 do hereby certify the following to be a full, true and correct Statement of the Results of all votes cast for each of the candidates entitled to receive votes for the office indicated.

**CITY OF ALBANY**


MEMBERS, BOARD OF EDUCATION


(Two Elected)

Patricia Low	5,279
Ron Rosenbaum	4,597
John Kindle	1,386

I further certify that the total number of ballots cast in the City of Albany at said election was 8,887 and attached hereto is a complete statement of the results showing the number of votes cast at each precinct for each candidate.

I hereby set my hand and my official seal this 26th day of November 2008 at Oakland, California.



  
**DAVE MACDONALD**  
Registrar of Voters  
County of Alameda  
State of California

ALAMEDA COUNTY Statement of Vote  
GENERAL ELECTION

9800039		CITY OF ALBANY												
		Registration	Ballots Cast	Turnout (%)	MEMBERS OF CITY COUNCIL - ALBANY LEO PANIAN	PEGGY THOMSEN	ELLEN TOOMEY	NICK PILCH	ROBERT LIEBER	PAID JAVANDEL	MEMBERS OF THE BOARD OF EDUCATION ALBANY PATRICIA LOW	RON ROSENBAUM	JOHN KINDLE	CITY TREASURER - ALBANY KIM DENTON
260100	260100	1048	456	43.51	161	197	127	128	159	155	280	201	61	283
260100	Absentee Reporting	1048	408	38.93	134	201	121	138	135	128	252	187	57	246
260300	260300	867	390	44.98	118	157	103	92	125	109	238	134	47	241
260300	Absentee Reporting	867	287	33.10	89	110	78	69	120	89	160	137	30	174
260400	260400	736	324	44.02	103	143	102	110	97	122	190	138	75	218
260400	Absentee Reporting	736	267	36.28	90	132	89	79	105	102	154	135	64	174
260610	260610	786	243	30.92	69	113	57	47	83	70	145	103	18	153
260610	Absentee Reporting	786	370	47.07	112	180	75	90	153	137	244	175	47	238
260800	260800	765	302	39.48	116	120	90	98	118	112	191	150	39	200
260800	Absentee Reporting	765	342	44.71	115	161	104	119	126	144	228	179	65	225
260900	260900	903	387	42.86	119	190	133	153	113	162	235	213	60	247
260900	Absentee Reporting	903	381	42.19	104	181	125	143	140	171	237	218	60	250
261000	261000	857	349	40.72	97	157	115	165	115	149	188	190	49	223
261000	Absentee Reporting	857	391	45.62	105	182	128	174	144	191	235	231	49	253
261300	261300	878	361	41.12	141	136	120	106	143	108	208	173	41	239
261300	Absentee Reporting	878	348	39.64	146	138	133	96	170	110	212	188	42	229
261400	261400	673	296	43.98	112	112	91	87	119	84	175	138	46	188
261400	Absentee Reporting	673	251	37.30	102	100	75	86	96	98	157	124	31	169
261600	261600	833	326	39.14	109	126	136	116	117	90	181	162	55	206
261600	Absentee Reporting	833	384	46.10	139	133	173	119	155	154	231	216	66	254
261700	261700	694	288	41.50	109	128	84	117	94	121	148	155	66	189
261700	Absentee Reporting	694	307	44.24	118	115	109	104	137	126	174	178	55	204
262000	262000	894	328	36.69	110	166	136	139	121	147	210	198	47	210
262000	Absentee Reporting	894	454	50.78	162	204	151	158	191	201	264	273	80	282
262100	262100	738	260	35.23	65	117	98	118	81	122	132	162	58	159
262100	Absentee Reporting	738	387	52.44	122	188	131	171	120	187	210	239	83	251
Precinct Totals		10672	4310	40.39	1429	1862	1402	1476	1485	1551	2521	2117	657	2756
Absentee Reporting Totals		10672	4577	42.89	1538	2045	1492	1546	1801	1838	2758	2480	729	2949
Grand Totals		10672	8887	83.27	2967	3907	2894	3022	3286	3389	5279	4597	1386	5705
9th Congressional District		10672	8887	83.27	2967	3907	2894	3022	3286	3389	5279	4597	1386	5705
9th State Senatorial District		10672	8887	83.27	2967	3907	2894	3022	3286	3389	5279	4597	1386	5705
14th Assembly District		10672	8887	83.27	2967	3907	2894	3022	3286	3389	5279	4597	1386	5705
1st Dist. Board of Equalization		10672	8887	83.27	2967	3907	2894	3022	3286	3389	5279	4597	1386	5705
5th Supervisorial District		10672	8887	83.27	2967	3907	2894	3022	3286	3389	5279	4597	1386	5705
ALAMEDA		10672	8887	83.27	2967	3907	2894	3022	3286	3389	5279	4597	1386	5705
City of Albany		10672	8887	83.27	2967	3907	2894	3022	3286	3389	5279	4597	1386	5705



9800039	CITY OF ALBANY													
	Registration	Ballots Cast	Turnout (%)	MEMBERS OF CITY COUNCIL - ALBANY LEO PANJIAN	PEGGY THOMSEN	ELLEN TODDNEY	NICK PILCH	ROBERT LIEBER	FARID JAVANDEL	MEMBERS OF THE BOARD OF EDUCATION - ALBANY PATRICIA LOW	RON ROSENBAUM	JOHN KINDLE	CITY TREASURER - ALBANY KIM DENTON	
260100 260100	1048	456	43.51	161	197	127	128	159	155	280	201	61	283	
260100 - Absentee Reporting	1048	408	38.93	134	201	121	138	135	128	252	187	57	246	
260300 260300	867	390	44.98	118	157	103	92	125	109	238	134	47	241	
260300 - Absentee Reporting	867	287	33.10	89	110	78	69	120	89	160	137	30	174	
260400 260400	736	324	44.02	103	143	102	110	97	122	190	138	75	218	
260400 - Absentee Reporting	736	267	36.28	90	132	89	79	105	102	154	135	64	174	
260610 260610	786	243	30.92	69	113	57	47	83	70	145	103	18	153	
260610 - Absentee Reporting	786	370	47.07	112	180	75	90	153	137	244	175	47	238	
260800 260800	765	302	39.48	116	120	90	98	118	112	191	150	39	200	
260800 - Absentee Reporting	765	342	44.71	115	161	104	119	126	144	228	179	65	225	
260900 260900	903	387	42.86	119	190	133	153	113	162	235	213	60	247	
260900 - Absentee Reporting	903	381	42.19	104	181	125	143	140	171	237	218	60	250	
261000 261000	857	349	40.72	97	157	115	165	115	149	188	190	49	223	
261000 - Absentee Reporting	857	391	45.62	105	182	128	174	144	191	235	231	49	253	
261300 261300	878	361	41.12	141	136	120	106	143	108	208	173	41	239	
261300 - Absentee Reporting	878	348	39.64	146	138	133	96	170	110	212	188	42	229	
261400 261400	673	296	43.98	112	112	91	87	119	84	175	138	46	188	
261400 - Absentee Reporting	673	251	37.30	102	100	75	86	96	98	157	124	31	169	
261600 261600	833	328	39.14	109	126	136	116	117	90	181	162	55	206	
261600 - Absentee Reporting	833	384	46.10	139	153	173	119	155	154	231	216	66	254	
261700 261700	694	288	41.50	109	128	94	117	94	121	148	155	66	189	
261700 - Absentee Reporting	694	307	44.24	118	115	109	104	137	126	174	178	55	204	
262000 262000	894	328	36.69	110	166	136	139	121	147	210	198	47	210	
262000 - Absentee Reporting	894	454	50.78	162	204	151	158	191	201	264	273	80	282	
262100 262100	738	260	35.23	65	117	98	118	81	122	132	162	53	159	
262100 - Absentee Reporting	738	387	52.44	122	188	131	171	129	187	210	239	83	251	
Precinct Totals	10672	4310	40.39	1429	1862	1402	1476	1485	1551	2521	2117	657	2756	
Absentee Reporting Totals	10672	4577	42.89	1538	2045	1492	1546	1801	1838	2758	2480	729	2949	
Grand Totals	10672	8887	83.27	2967	3907	2894	3022	3286	3389	5279	4597	1386	5705	
9th Congressional District	10672	8887	83.27	2967	3907	2894	3022	3286	3389	5279	4597	1386	5705	
9th State Senatorial District	10672	8887	83.27	2967	3907	2894	3022	3286	3389	5279	4597	1386	5705	
14th Assembly District	10672	8887	83.27	2967	3907	2894	3022	3286	3389	5279	4597	1386	5705	
1st Dist, Board of Equalization	10672	8887	83.27	2967	3907	2894	3022	3286	3389	5279	4597	1386	5705	
5th Supervisorial District	10672	8887	83.27	2967	3907	2894	3022	3286	3389	5279	4597	1386	5705	
ALAMEDA	10672	8887	83.27	2967	3907	2894	3022	3286	3389	5279	4597	1386	5705	
City of Albany	10672	8887	83.27	2967	3907	2894	3022	3286	3389	5279	4597	1386	5705	

9800039		CITY OF ALBANY													
		Registration	Ballots Cast	Turnout (%)	MEMBERS OF CITY COUNCIL - ALBANY LEO PANJIAN	PEGGY THOMSEN	ELLEN TOOMEY	HICK PILCH	ROBERT LIEBER	FARID JAVANDEL	MEMBERS OF THE BOARD OF EDUCATION ALBANY PATRICIA LOW	RON ROSENBAUM	JOHN KINDLE	CITY TREASURER - ALBANY KIM DENTON	
260100	260100	1048	456	43.51	161	197	127	128	159	155	280	201	61	283	
260100	- Absentee Reporting	1048	408	38.93	134	201	121	138	135	128	252	187	57	246	
260300	260300	867	390	44.98	118	157	103	92	125	109	238	134	47	241	
260300	- Absentee Reporting	867	287	33.10	89	110	78	69	120	89	160	137	30	174	
260400	260400	736	324	44.02	103	143	102	110	97	122	190	138	75	218	
260400	- Absentee Reporting	736	267	36.28	90	132	89	79	105	102	154	135	64	174	
260610	260610	786	243	30.92	69	113	57	47	83	70	145	103	18	153	
260610	- Absentee Reporting	786	370	47.07	112	180	75	90	153	137	244	175	47	238	
260800	260800	765	302	39.48	116	120	90	98	118	112	191	150	39	200	
260800	- Absentee Reporting	765	342	44.71	115	161	104	119	126	144	228	179	65	225	
260900	260900	903	387	42.86	119	190	133	153	113	162	235	213	60	247	
260900	- Absentee Reporting	903	381	42.19	104	181	125	143	140	171	237	218	60	250	
261000	261000	857	349	40.72	97	157	115	165	115	149	188	190	49	223	
261000	- Absentee Reporting	857	391	45.62	105	182	128	174	144	191	235	231	49	253	
261300	261300	878	361	41.12	141	136	120	106	143	108	208	173	41	239	
261300	- Absentee Reporting	878	348	39.64	146	138	133	96	170	110	212	188	42	229	
261400	261400	673	296	43.98	112	112	91	87	119	84	175	138	46	188	
261400	- Absentee Reporting	673	251	37.30	102	100	75	86	96	98	157	124	31	169	
261600	261600	833	326	39.14	109	126	136	116	117	90	181	162	55	206	
261600	- Absentee Reporting	833	384	46.10	139	153	173	119	155	154	231	216	66	254	
261700	261700	694	288	41.50	109	128	94	117	94	121	148	155	66	189	
261700	- Absentee Reporting	694	307	44.24	118	115	109	104	137	126	174	178	55	204	
262000	262000	894	328	36.69	110	166	136	139	121	147	210	198	47	210	
262000	- Absentee Reporting	894	454	50.78	162	204	151	158	191	201	264	273	80	282	
262100	262100	738	260	35.23	65	117	98	118	81	122	132	162	53	159	
262100	- Absentee Reporting	738	387	52.44	122	188	131	171	129	187	210	239	83	251	
Precinct Totals		10672	4310	40.39	1429	1862	1402	1476	1485	1551	2521	2117	657	2756	
Absentee Reporting Totals		10672	4577	42.89	1538	2045	1492	1546	1801	1838	2758	2480	729	2949	
Grand Totals		10672	8887	83.27	2967	3907	2894	3022	3286	3389	5279	4597	1386	5705	
9th Congressional District		10672	8887	83.27	2967	3907	2894	3022	3286	3389	5279	4597	1386	5705	
9th State Senatorial District		10672	8887	83.27	2967	3907	2894	3022	3286	3389	5279	4597	1386	5705	
14th Assembly District		10672	8887	83.27	2967	3907	2894	3022	3286	3389	5279	4597	1386	5705	
1st Dist, Board of Equalization		10672	8887	83.27	2967	3907	2894	3022	3286	3389	5279	4597	1386	5705	
5th Supervisorial District		10672	8887	83.27	2967	3907	2894	3022	3286	3389	5279	4597	1386	5705	
ALAMEDA		10672	8887	83.27	2967	3907	2894	3022	3286	3389	5279	4597	1386	5705	
City of Albany		10672	8887	83.27	2967	3907	2894	3022	3286	3389	5279	4597	1386	5705	

STATE OF CALIFORNIA )  
 ) ss.  
COUNTY OF ALAMEDA )


I, **DAVE MACDONALD**, Registrar of Voters for the County of Alameda, State of California, having canvassed the returns of all votes cast in the City of Albany at the General Municipal Election held on Tuesday, November 4, 2008 do hereby certify the following to be a full, true and correct Statement of the Results of all votes cast on the following measure:


Measure Y: Do you approve the modifications of Sections 2.01, 2.02, 5.01, 5.02, and 5.03 of the City Charter, as is fully set forth in the voter pamphlet, to provide for the electors of the City to directly elect the mayor beginning at the general election in 2012 and to provide for term limits for the mayoral position?

YES 3,305                      NO 3,866

I further certify that the total number of ballots cast in the City of Albany at said election was 8,887 and attached hereto is a complete statement of the results showing the number of votes cast at each precinct for and against the measure.

I hereby set my hand and my official seal this 26th day of November 2008 at Oakland, California.



  
**DAVE MACDONALD**  
Registrar of Voters  
County of Alameda  
State of California

STATE OF CALIFORNIA )  
 ) ss.  
COUNTY OF ALAMEDA )


I, **DAVE MACDONALD**, Registrar of Voters for the County of Alameda, State of California, having canvassed the returns of all votes cast in the City of Albany at the General Municipal Election held on Tuesday, November 4, 2008 do hereby certify the following to be a full, true and correct Statement of the Results of all votes cast on the following measure:


Measure Z: Do you approve the modification of Section 3.23 of the City Charter, as is fully set forth in the voter pamphlet, to provide that members of commissions, boards, committees, task forces, or other similar bodies, appointed by the City Council, shall serve for an interim term of up to 45 days after certification of an election, or until they are reappointed or replaced?

YES 5,375                      NO 1,298

I further certify that the total number of ballots cast in the City of Albany at said election was 8,887 and attached hereto is a complete statement of the results showing the number of votes cast at each precinct for and against the measure.

I hereby set my hand and my official seal this 26th day of November 2008 at Oakland, California.



  
**DAVE MACDONALD**  
Registrar of Voters  
County of Alameda  
State of California

STATE OF CALIFORNIA    )  
  ) ss.  
COUNTY OF ALAMEDA    )


I, **DAVE MACDONALD**, Registrar of Voters for the County of Alameda, State of California, having canvassed the returns of all votes cast in the City of Albany at the General Municipal Election held on Tuesday, November 4, 2008 do hereby certify the following to be a full, true and correct Statement of the Results of all votes cast on the following measure:


Measure AA: Do you approve the modification of Section 4.03 of the City Charter, as is fully set forth in the voter pamphlet, to provide that the City Council shall by ordinance set threshold limits for the requirements for formal competitive bidding and shall establish such other procedures as are necessary for undertaking the completion of any public projects?

YES 5,390                    NO 1,272

I further certify that the total number of ballots cast in the City of Albany at said election was 8,887 and attached hereto is a complete statement of the results showing the number of votes cast at each precinct for and against the measure.

I hereby set my hand and my official seal this 26th day of November 2008 at Oakland, California.



  
**DAVE MACDONALD**  
Registrar of Voters  
County of Alameda  
State of California

ALAMEDA COUNTY Statement of Vote  
GENERAL ELECTION

9840101	CITY OF ALBANY													
	Registration	Ballots Cast	Turnout (%)	MEASURE Y - CITY OF ALBANY		MEASURE Z - CITY OF ALBANY		MEASURE AA - CITY OF ALBANY		MEASURE BB - CITY OF ALBANY				
				YES	NO	YES	NO	YES	NO	YES	NO			
260100 260100	1048	456	43.51	177	163	248	70	241	76	204	136			
260100 - Absentee Reporting	1048	408	38.93	138	179	232	68	239	62	168	145			
260300 260300	867	390	44.98	168	108	197	55	198	61	171	108			
260300 - Absentee Reporting	867	287	33.10	106	100	169	27	165	33	113	94			
260400 260400	736	324	44.02	101	160	188	59	188	53	124	133			
260400 - Absentee Reporting	736	267	36.28	111	109	174	33	184	26	120	99			
260610 260610	786	243	30.92	118	69	127	48	123	51	94	94			
260610 - Absentee Reporting	786	370	47.07	175	115	217	54	211	58	162	128			
260800 260800	765	302	39.48	136	116	183	49	189	43	152	93			
260800 - Absentee Reporting	765	342	44.71	132	147	197	61	207	55	160	116			
260900 260900	903	387	42.86	132	193	239	61	244	46	154	153			
260900 - Absentee Reporting	903	381	42.19	118	186	242	45	242	39	174	132			
261000 261000	857	349	40.72	117	174	210	49	212	44	158	122			
261000 - Absentee Reporting	857	391	45.62	139	203	278	40	274	45	175	157			
261300 261300	878	361	41.12	137	148	207	55	196	64	171	105			
261300 - Absentee Reporting	878	348	39.64	139	142	204	55	211	47	150	123			
261400 261400	673	296	43.98	119	116	166	52	155	62	131	91			
261400 - Absentee Reporting	673	251	37.30	101	104	152	36	146	44	94	103			
261600 261600	833	326	39.14	125	125	183	54	188	46	140	109			
261600 - Absentee Reporting	833	384	46.10	146	181	254	46	249	52	170	143			
261700 261700	694	288	41.50	93	141	162	53	161	52	105	113			
261700 - Absentee Reporting	694	307	44.24	108	148	197	34	205	29	139	102			
262000 262000	894	328	36.69	115	166	218	51	219	49	150	126			
262000 - Absentee Reporting	894	454	50.78	146	230	298	54	302	54	183	189			
262100 262100	738	260	35.23	83	135	170	36	177	31	120	98			
262100 - Absentee Reporting	738	387	52.44	125	208	263	53	264	50	162	164			
Preinct Totals	10672	4310	40.39	1621	1814	2498	692	2491	678	1874	1481			
Absentee Reporting Totals	10672	4577	42.89	1684	2052	2877	606	2899	594	1970	1695			
Grand Totals	10672	8887	83.27	3305	3866	5375	1298	5390	1272	3844	3176			
9th Congressional District	10672	8887	83.27	3305	3866	5375	1298	5390	1272	3844	3176			
9th State Senatorial District	10672	8887	83.27	3305	3866	5375	1298	5390	1272	3844	3176			
14th Assembly District	10672	8887	83.27	3305	3866	5375	1298	5390	1272	3844	3176			
1st Dist, Board of Equalization	10672	8887	83.27	3305	3866	5375	1298	5390	1272	3844	3176			
5th Supervisorial District	10672	8887	83.27	3305	3866	5375	1298	5390	1272	3844	3176			
ALAMEDA	10672	8887	83.27	3305	3866	5375	1298	5390	1272	3844	3176			
City of Albany	10672	8887	83.27	3305	3866	5375	1298	5390	1272	3844	3176			

ALAMEDA COUNTY Statement of Vote  
GENERAL ELECTION

9840101	CITY OF ALBANY													
	Registration	Ballots Cast	Turnout (%)	MEASURE Y - CITY OF ALBANY		MEASURE Z - CITY OF ALBANY		MEASURE AA - CITY OF ALBANY		MEASURE BB - CITY OF ALBANY				
				YES	NO	YES	NO	YES	NO	YES	NO			
260100 260100	1048	456	43.51	177	163	248	70	241	76	204	136			
260100 - Absentee Reporting	1048	408	38.93	138	179	232	68	239	62	168	145			
260300 260300	867	390	44.98	168	108	197	55	198	61	171	108			
260300 - Absentee Reporting	867	287	33.10	106	100	169	27	165	33	113	94			
260400 260400	736	324	44.02	101	160	188	59	188	53	124	133			
260400 - Absentee Reporting	736	267	36.28	111	109	174	33	184	26	120	99			
260610 260610	786	243	30.92	118	69	127	48	123	51	94	94			
260610 - Absentee Reporting	786	370	47.07	175	115	217	54	211	58	162	128			
260800 260800	765	302	39.48	136	116	183	49	189	43	152	93			
260800 - Absentee Reporting	765	342	44.71	132	147	197	61	207	55	160	116			
260900 260900	903	387	42.86	132	193	239	61	244	46	154	153			
260900 - Absentee Reporting	903	381	42.19	118	186	242	45	242	39	174	132			
261000 261000	857	348	40.72	117	174	210	49	212	44	158	122			
261000 - Absentee Reporting	857	391	45.62	139	203	278	40	274	45	175	157			
261300 261300	878	361	41.12	137	148	207	55	196	64	171	105			
261300 - Absentee Reporting	878	348	39.64	139	142	204	55	211	47	150	123			
261400 261400	673	296	43.98	119	116	166	52	155	62	131	91			
261400 - Absentee Reporting	673	251	37.30	101	104	152	36	146	44	94	103			
261600 261600	833	326	39.14	125	125	183	54	188	46	140	109			
261600 - Absentee Reporting	833	384	46.10	146	181	254	46	249	52	170	143			
261700 261700	694	288	41.50	93	141	162	53	161	52	105	113			
261700 - Absentee Reporting	694	307	44.24	108	148	197	34	205	29	139	102			
262000 262000	894	328	36.69	115	166	218	51	219	49	150	126			
262000 - Absentee Reporting	894	454	50.78	146	230	298	54	302	54	183	189			
262100 262100	738	260	35.23	83	135	170	36	177	31	120	98			
262100 - Absentee Reporting	738	387	52.44	125	208	263	53	264	50	162	164			
Precinct Totals	10672	4310	40.39	1621	1814	2498	692	2491	678	1874	1481			
Absentee Reporting Totals	10672	4577	42.89	1684	2052	2877	606	2899	594	1970	1695			
Grand Totals	10672	8887	83.27	3305	3866	5375	1298	5390	1272	3844	3176			
9th Congressional District	10672	8887	83.27	3305	3866	5375	1298	5390	1272	3844	3176			
9th State Senatorial District	10672	8887	83.27	3305	3866	5375	1298	5390	1272	3844	3176			
14th Assembly District	10672	8887	83.27	3305	3866	5375	1298	5390	1272	3844	3176			
1st Dist, Board of Equalization	10672	8887	83.27	3305	3866	5375	1298	5390	1272	3844	3176			
5th Supervisorial District	10672	8887	83.27	3305	3866	5375	1298	5390	1272	3844	3176			
ALAMEDA	10672	8887	83.27	3305	3866	5375	1298	5390	1272	3844	3176			
City of Albany	10672	8887	83.27	3305	3866	5375	1298	5390	1272	3844	3176			

ALAMEDA COUNTY Statement of Vote  
GENERAL ELECTION

9840101		CITY OF ALBANY													
		Registration	Ballots Cast	Turnout (%)	MEASURE Y - CITY OF ALBANY		MEASURE Z - CITY OF ALBANY		MEASURE AA - CITY OF ALBANY		MEASURE BB - CITY OF ALBANY				
					YES	NO	YES	NO	YES	NO	YES	NO	YES	NO	
260100	260100	1048	456	43.51	177	163	248	70	241	76	204	136			
260100	- Absentee Reporting	1048	408	38.93	138	179	232	68	239	62	168	145			
260300	260300	867	390	44.98	168	108	197	55	198	61	171	108			
260300	- Absentee Reporting	867	287	33.10	106	100	169	27	165	33	113	94			
260400	260400	736	324	44.02	101	160	188	59	188	53	124	133			
260400	- Absentee Reporting	736	267	36.28	111	109	174	33	184	26	120	99			
260610	260610	786	243	30.92	118	89	127	48	123	51	94	94			
260610	- Absentee Reporting	786	370	47.07	175	115	217	54	211	58	162	128			
260800	260800	765	302	39.48	136	116	183	49	189	43	152	93			
260800	- Absentee Reporting	765	342	44.71	132	147	197	61	207	55	160	116			
260900	260900	903	387	42.86	132	193	239	61	244	46	154	153			
260900	- Absentee Reporting	903	381	42.19	118	186	242	45	242	39	174	132			
261000	261000	857	349	40.72	117	174	210	49	212	44	158	122			
261000	- Absentee Reporting	857	391	45.62	139	203	278	40	274	45	175	157			
261300	261300	878	361	41.12	137	148	207	55	196	64	171	105			
261300	- Absentee Reporting	878	348	39.64	139	142	204	55	211	47	150	123			
261400	261400	673	296	43.98	119	116	166	52	155	62	131	91			
261400	- Absentee Reporting	673	251	37.30	101	104	152	36	146	44	94	103			
261600	261600	833	326	39.14	125	125	183	54	188	46	140	109			
261600	- Absentee Reporting	833	384	46.10	146	181	254	46	249	52	170	143			
261700	261700	694	288	41.50	93	141	162	53	161	52	105	113			
261700	- Absentee Reporting	694	307	44.24	108	148	197	34	205	29	139	102			
262000	262000	894	328	36.69	115	166	218	51	219	49	150	126			
262000	- Absentee Reporting	894	454	50.78	146	230	298	54	302	54	183	189			
262100	262100	738	260	35.23	83	135	170	36	177	31	120	98			
262100	- Absentee Reporting	738	387	52.44	125	208	263	53	264	50	162	164			
Precinct Totals		10672	4310	40.39	1621	1814	2498	692	2491	678	1874	1481			
Absentee Reporting Totals		10672	4577	42.89	1684	2052	2877	606	2899	594	1970	1695			
Grand Totals		10672	8887	83.27	3305	3866	5375	1298	5390	1272	3844	3176			
9th Congressional District		10672	8887	83.27	3305	3866	5375	1298	5390	1272	3844	3176			
9th State Senatorial District		10672	8887	83.27	3305	3866	5375	1298	5390	1272	3844	3176			
14th Assembly District		10672	8887	83.27	3305	3866	5375	1298	5390	1272	3844	3176			
1st Dist, Board of Equalization		10672	8887	83.27	3305	3866	5375	1298	5390	1272	3844	3176			
5th Supervisorial District		10672	8887	83.27	3305	3866	5375	1298	5390	1272	3844	3176			
ALAMEDA		10672	8887	83.27	3305	3866	5375	1298	5390	1272	3844	3176			
City of Albany		10672	8887	83.27	3305	3866	5375	1298	5390	1272	3844	3176			



ALAMEDA COUNTY Statement of Vote  
GENERAL ELECTION

9840101	CITY OF ALBANY													
	Registration	Ballots Cast	Turnout (%)	MEASURE Y - CITY OF ALBANY		MEASURE Z - CITY OF ALBANY		MEASURE AA - CITY OF ALBANY		MEASURE BB - CITY OF ALBANY				
				YES	NO	YES	NO	YES	NO	YES	NO	YES	NO	
260100 260100	1048	456	43.51	177	163	248	70	241	76	204	136			
260100 - Absentee Reporting	1048	408	38.93	138	179	232	68	239	62	168	145			
260300 260300	867	390	44.98	168	108	197	55	198	61	171	108			
260300 - Absentee Reporting	867	287	33.10	106	100	169	27	165	33	113	94			
260400 260400	736	324	44.02	101	160	188	59	188	53	124	133			
260400 - Absentee Reporting	736	267	36.28	111	109	174	33	184	26	120	99			
260610 260610	786	243	30.92	118	69	127	48	123	51	94	94			
260610 - Absentee Reporting	786	370	47.07	175	115	217	54	211	58	162	128			
260800 260800	765	302	39.48	136	116	183	49	189	43	152	93			
260800 - Absentee Reporting	765	342	44.71	132	147	197	61	207	55	160	116			
260900 260900	903	387	42.86	132	193	239	61	244	46	154	153			
260900 - Absentee Reporting	903	381	42.19	118	186	242	45	242	39	174	132			
261000 261000	857	345	40.22	117	174	210	49	212	44	158	122			
261000 - Absentee Reporting	857	391	45.62	139	203	278	40	274	45	175	157			
261300 261300	878	361	41.12	137	148	207	55	196	64	171	105			
261300 - Absentee Reporting	878	348	39.64	139	142	204	55	211	47	150	123			
261400 261400	673	296	43.98	119	116	166	52	155	62	131	91			
261400 - Absentee Reporting	673	251	37.30	101	104	152	36	146	44	94	103			
261600 261600	833	326	39.14	125	125	183	54	188	46	140	109			
261600 - Absentee Reporting	833	384	46.10	146	181	254	46	249	52	170	143			
261700 261700	694	288	41.50	93	141	162	53	161	52	105	113			
261700 - Absentee Reporting	694	307	44.24	108	148	197	34	205	29	139	102			
262000 262000	894	328	36.69	115	166	218	51	219	49	150	126			
262000 - Absentee Reporting	894	454	50.78	146	230	298	54	302	54	183	189			
262100 262100	738	260	35.23	83	135	170	36	177	31	120	98			
262100 - Absentee Reporting	738	387	52.44	125	208	263	53	264	50	162	164			
Precinct Totals	10672	4310	40.39	1621	1814	2498	692	2491	678	1874	1481			
Absentee Reporting Totals	10672	4577	42.89	1684	2052	2877	606	2899	594	1970	1695			
Grand Totals	10672	8887	83.27	3305	3866	5375	1298	5390	1272	3844	3176			
9th Congressional District	10672	8887	83.27	3305	3866	5375	1298	5390	1272	3844	3176			
9th State Senatorial District	10672	8887	83.27	3305	3866	5375	1298	5390	1272	3844	3176			
14th Assembly District	10672	8887	83.27	3305	3866	5375	1298	5390	1272	3844	3176			
1st Dist, Board of Equalization	10672	8887	83.27	3305	3866	5375	1298	5390	1272	3844	3176			
5th Supervisorial District	10672	8887	83.27	3305	3866	5375	1298	5390	1272	3844	3176			
ALAMEDA	10672	8887	83.27	3305	3866	5375	1298	5390	1272	3844	3176			
City of Albany	10672	8887	83.27	3305	3866	5375	1298	5390	1272	3844	3176			

STATE OF CALIFORNIA )  
 ) ss.  
COUNTY OF ALAMEDA )

I, **DAVE MACDONALD**, Registrar of Voters for the County of Alameda, State of California, having canvassed the returns of all votes cast in the City of Albany at the General Municipal Election held on Tuesday, November 4, 2008 do hereby certify the following to be a full, true and correct Statement of the Results of all votes cast on the following measure:

Measure BB: Do you approve the modification of amending the Albany City Charter to provide that council members shall receive \$300.00 per month as salary, as is now authorized for general law cities of a similar size by Government Code Section 36516(a)?


YES 3,844 NO 3,176


Measure CC: Do you approve the modification of Section 2.04, MEETINGS, of the City Charter, as is set forth in the voter pamphlet, to provide that the City Council, by resolution or ordinance, shall set the time when City Council meetings are held?

YES 5,522 NO 1,228

I further certify that the total number of ballots cast in the City of Albany at said election was 8,887 and attached hereto is a complete statement of the results showing the number of votes cast at each precinct for and against the measure.

I hereby set my hand and my official seal this 26th day of November 2008 at Oakland, California.



  
**DAVE MACDONALD**  
Registrar of Voters  
County of Alameda  
State of California

CITY OF ALBANY													
9840101	Registration	Ballots Cast	Turnout (%)	MEASURE Y - CITY OF ALBANY YES	NO	MEASURE Z - CITY OF ALBANY YES	NO	MEASURE AA - CITY OF ALBANY YES	NO	MEASURE BB - CITY OF ALBANY YES	NO		
260100 - 260100	1048	456	43.51	177	163	248	70	241	76	204	136		
260100 - Absentee Reporting	1048	408	38.93	138	179	232	68	239	62	168	145		
260300 - 260300	867	390	44.98	168	108	197	55	198	61	171	108		
260300 - Absentee Reporting	867	287	33.10	106	100	169	27	165	33	113	94		
260400 - 260400	736	324	44.02	101	160	188	59	188	53	124	133		
260400 - Absentee Reporting	736	267	36.28	111	109	174	33	184	26	120	99		
260610 - 260610	786	243	30.92	118	69	127	48	123	51	94	94		
260610 - Absentee Reporting	786	370	47.07	175	115	217	54	211	58	162	128		
260800 - 260800	765	302	39.48	136	116	183	49	189	43	152	93		
260800 - Absentee Reporting	765	342	44.71	132	147	197	61	207	55	160	116		
260900 - 260900	903	387	42.86	132	193	239	61	244	46	154	153		
260900 - Absentee Reporting	903	381	42.19	118	186	242	45	242	39	174	132		
261000 - 261000	857	349	40.72	117	174	210	49	212	44	158	122		
261000 - Absentee Reporting	857	391	45.62	139	203	278	40	274	45	175	157		
261300 - 261300	878	361	41.12	137	148	207	55	196	64	171	105		
261300 - Absentee Reporting	878	348	39.64	139	142	204	55	211	47	150	123		
261400 - 261400	673	296	43.98	119	116	166	52	155	62	131	91		
261400 - Absentee Reporting	673	251	37.30	101	104	152	36	146	44	94	103		
261600 - 261600	833	326	39.14	125	125	183	54	188	46	140	109		
261600 - Absentee Reporting	833	384	46.10	146	181	254	46	249	52	170	143		
261700 - 261700	694	288	41.50	93	141	162	53	161	52	105	113		
261700 - Absentee Reporting	694	307	44.24	108	148	197	34	205	29	139	102		
262000 - 262000	894	328	36.69	115	166	218	51	219	49	150	126		
262000 - Absentee Reporting	894	454	50.78	146	230	298	54	302	54	183	189		
262100 - 262100	738	260	35.23	83	135	170	36	177	31	120	98		
262100 - Absentee Reporting	738	387	52.44	125	208	263	53	264	50	162	164		
Precinct Totals	10672	4310	40.39	1621	1814	2498	692	2491	678	1874	1481		
Absentee Reporting Totals	10672	4577	42.89	1684	2052	2877	606	2899	594	1970	1695		
Grand Totals	10672	8887	83.27	3305	3866	5375	1298	5390	1272	3844	3176		
9th Congressional District	10672	8887	83.27	3305	3866	5375	1298	5390	1272	3844	3176		
9th State Senatorial District	10672	8887	83.27	3305	3866	5375	1298	5390	1272	3844	3176		
14th Assembly District	10672	8887	83.27	3305	3866	5375	1298	5390	1272	3844	3176		
1st Dist. Board of Equalization	10672	8887	83.27	3305	3866	5375	1298	5390	1272	3844	3176		
5th Supervisorial District	10672	8887	83.27	3305	3866	5375	1298	5390	1272	3844	3176		
ALAMEDA	10672	8887	83.27	3305	3866	5375	1298	5390	1272	3844	3176		
City of Albany	10672	8887	83.27	3305	3866	5375	1298	5390	1272	3844	3176		

CITY OF ALBANY													
9840101	Registration	Ballots Cast	Turnout (%)	MEASURE Y - CITY OF ALBANY		MEASURE Z - CITY OF ALBANY		MEASURE AA - CITY OF ALBANY		MEASURE BB - CITY OF ALBANY			
				YES	NO	YES	NO	YES	NO	YES	NO	YES	NO
260100 260100	1048	456	43.51	177	163	248	70	241	76	204	136		
260100 - Absentee Reporting	1048	408	38.93	138	179	232	68	239	62	168	145		
260300 260300	867	390	44.98	168	108	197	55	198	61	171	108		
260300 - Absentee Reporting	867	287	33.10	106	100	169	27	165	33	113	94		
260400 260400	736	324	44.02	101	160	188	59	188	53	124	133		
260400 - Absentee Reporting	736	267	36.28	111	109	174	33	184	26	120	99		
260610 260610	786	243	30.92	118	69	127	48	123	51	94	94		
260610 - Absentee Reporting	786	370	47.07	175	115	217	54	211	58	162	128		
260800 260800	765	302	39.48	136	116	183	49	189	43	152	93		
260800 - Absentee Reporting	765	342	44.71	132	147	197	61	207	55	160	116		
260900 260900	903	387	42.86	132	193	239	61	244	46	154	153		
260900 - Absentee Reporting	903	381	42.19	118	186	242	45	242	39	174	132		
261000 261000	857	349	40.72	117	174	210	49	212	44	158	122		
261000 - Absentee Reporting	857	391	45.62	139	203	278	40	274	45	175	157		
261300 261300	878	361	41.12	137	148	207	55	196	64	171	105		
261300 - Absentee Reporting	878	348	39.64	139	142	204	55	211	47	150	123		
261400 261400	673	296	43.98	119	116	166	52	155	62	131	91		
261400 - Absentee Reporting	673	251	37.30	101	104	152	36	146	44	94	103		
261600 261600	833	326	39.14	125	125	183	54	188	46	140	109		
261600 - Absentee Reporting	833	384	46.10	146	181	254	46	249	52	170	143		
261700 261700	694	288	41.50	93	141	162	53	161	52	105	113		
261700 - Absentee Reporting	694	307	44.24	108	148	197	34	205	29	139	102		
262000 262000	894	328	36.69	115	166	218	51	219	49	150	126		
262000 - Absentee Reporting	894	454	50.78	146	230	298	54	302	54	183	189		
262100 262100	738	260	35.23	83	135	170	36	177	31	120	98		
262100 - Absentee Reporting	738	387	52.44	125	208	263	53	264	50	162	164		
Preclnt Totals	10672	4310	40.39	1621	1814	2498	692	2491	678	1874	1481		
Absentee Reporting Totals	10672	4577	42.89	1684	2052	2877	606	2899	594	1970	1695		
Grand Totals	10672	8887	83.27	3305	3866	5375	1298	5390	1272	3844	3176		
9th Congressional District	10672	8887	83.27	3305	3866	5375	1298	5390	1272	3844	3176		
9th State Senatorial District	10672	8887	83.27	3305	3866	5375	1298	5390	1272	3844	3176		
14th Assembly District	10672	8887	83.27	3305	3866	5375	1298	5390	1272	3844	3176		
1st Dist, Board of Equalization	10672	8887	83.27	3305	3866	5375	1298	5390	1272	3844	3176		
5th Supervisorial District	10672	8887	83.27	3305	3866	5375	1298	5390	1272	3844	3176		
ALAMEDA	10672	8887	83.27	3305	3866	5375	1298	5390	1272	3844	3176		
City of Albany	10672	8887	83.27	3305	3866	5375	1298	5390	1272	3844	3176		

9840101	CITY OF ALBANY												
	Registration	Ballots Cast	Turnout (%)	MEASURE Y - CITY OF ALBANY		MEASURE Z - CITY OF ALBANY		MEASURE AA - CITY OF ALBANY		MEASURE BB - CITY OF ALBANY			
				YES	NO	YES	NO	YES	NO	YES	NO	YES	NO
260100 260100	1048	456	43.51	177	163	248	70	241	76	204	136		
260100 - Absentee Reporting	1048	408	38.93	158	179	232	68	239	62	168	145		
260300 260300	867	390	44.98	168	108	197	55	198	61	171	108		
260300 - Absentee Reporting	867	287	33.10	106	100	169	27	165	33	113	94		
260400 260400	736	324	44.02	101	160	188	59	188	53	124	133		
260400 - Absentee Reporting	736	267	36.28	111	109	174	33	184	26	120	99		
260610 260610	786	243	30.92	118	69	127	48	123	51	94	94		
260610 - Absentee Reporting	786	370	47.07	175	115	217	54	211	58	162	128		
260800 260800	765	302	39.48	136	116	183	49	189	43	152	93		
260800 - Absentee Reporting	765	342	44.71	132	147	197	61	207	55	160	116		
260900 260900	903	387	42.86	132	193	239	61	244	46	154	153		
260900 - Absentee Reporting	903	381	42.19	118	186	242	45	242	39	174	132		
261000 261000	857	349	40.72	117	174	210	49	212	44	158	122		
261000 - Absentee Reporting	857	391	45.62	139	203	278	40	274	45	175	157		
261300 261300	878	361	41.12	137	148	207	55	196	64	171	105		
261300 - Absentee Reporting	878	348	39.64	139	142	204	55	211	47	150	123		
261400 261400	673	296	43.98	119	116	166	52	155	62	131	91		
261400 - Absentee Reporting	673	251	37.30	101	104	152	36	146	44	94	103		
261600 261600	833	326	39.14	125	125	183	54	188	46	140	109		
261600 - Absentee Reporting	833	384	46.10	146	181	254	46	249	52	170	143		
261700 261700	694	288	41.50	93	141	162	53	161	52	105	113		
261700 - Absentee Reporting	694	307	44.24	108	148	197	34	205	29	139	102		
262000 262000	894	328	36.69	115	166	218	51	219	49	150	126		
262000 - Absentee Reporting	894	454	50.78	146	230	298	54	302	54	183	189		
262100 262100	738	260	35.23	83	135	170	36	177	31	120	98		
262100 - Absentee Reporting	738	387	52.44	125	208	263	53	264	50	162	164		
Precinct Totals	10672	4310	40.39	1621	1814	2498	692	2491	678	1874	1481		
Absentee Reporting Totals	10672	4577	42.89	1684	2052	2877	606	2899	594	1970	1695		
Grand Totals	10672	8887	83.27	3305	3866	5375	1298	5390	1272	3844	3176		
9th Congressional District	10672	8887	83.27	3305	3866	5375	1298	5390	1272	3844	3176		
9th State Senatorial District	10672	8887	83.27	3305	3866	5375	1298	5390	1272	3844	3176		
14th Assembly District	10672	8887	83.27	3305	3866	5375	1298	5390	1272	3844	3176		
1st Dist. Board of Equalization	10672	8887	83.27	3305	3866	5375	1298	5390	1272	3844	3176		
5th Supervisorial District	10672	8887	83.27	3305	3866	5375	1298	5390	1272	3844	3176		
ALAMEDA	10672	8887	83.27	3305	3866	5375	1298	5390	1272	3844	3176		
City of Albany	10672	8887	83.27	3305	3866	5375	1298	5390	1272	3844	3176		

November 4, 2008

GENERAL ELECTION

CITY OF ALBANY														
9840101	Registration	Ballots Cast	Turnout (%)	MEASURE Y - CITY OF ALBANY		MEASURE Z - CITY OF ALBANY		MEASURE AA - CITY OF ALBANY		MEASURE BB - CITY OF ALBANY				
				YES	NO	YES	NO	YES	NO	YES	NO	YES	NO	
260100 260100	1048	456	43.51	177	163	248	70	241	76	204	136			
260100 - Absentee Reporting	1048	406	38.93	158	179	232	68	239	62	168	145			
260300 260300	867	390	44.98	168	108	197	55	198	61	171	108			
260300 - Absentee Reporting	867	287	33.10	106	100	169	27	165	33	113	94			
260400 260400	736	324	44.02	101	160	188	59	188	53	124	133			
260400 - Absentee Reporting	736	267	36.28	111	109	174	33	184	26	120	99			
260610 260610	786	243	30.92	118	69	127	48	123	51	94	94			
260610 - Absentee Reporting	786	370	47.07	175	115	217	54	211	58	162	128			
260800 260800	765	302	39.48	136	116	183	49	189	43	152	93			
260800 - Absentee Reporting	765	342	44.71	132	147	197	61	207	55	160	116			
260900 260900	903	387	42.86	132	193	239	61	244	46	154	153			
260900 - Absentee Reporting	903	381	42.19	118	186	242	45	242	39	174	132			
261000 261000	857	349	40.72	117	174	210	49	212	44	158	122			
261000 - Absentee Reporting	857	391	45.62	139	203	278	40	274	45	175	157			
261300 261300	878	361	41.12	157	148	207	55	196	64	171	105			
261300 - Absentee Reporting	878	348	39.64	139	142	204	55	211	47	150	123			
261400 261400	673	296	43.98	119	116	166	52	155	62	131	91			
261400 - Absentee Reporting	673	251	37.30	101	104	152	36	146	44	94	103			
261600 261600	833	326	39.14	125	125	183	54	188	46	140	109			
261600 - Absentee Reporting	833	384	46.10	146	181	254	46	249	52	170	143			
261700 261700	694	288	41.50	93	141	162	53	161	52	105	113			
261700 - Absentee Reporting	694	307	44.24	108	148	197	34	205	29	139	102			
262000 262000	894	328	36.69	115	166	218	51	219	49	150	126			
262000 - Absentee Reporting	894	454	50.78	146	230	298	54	302	54	183	189			
262100 262100	738	260	35.23	83	133	170	36	177	31	120	98			
262100 - Absentee Reporting	738	387	52.44	125	208	263	53	264	50	162	164			
Precinct Totals	10672	4310	40.39	1621	1814	2498	692	2491	678	1874	1481			
Absentee Reporting Totals	10672	4577	42.89	1684	2052	2877	606	2899	594	1970	1695			
Grand Totals	10672	8887	83.27	3305	3866	5375	1298	5390	1272	3844	3176			
9th Congressional District	10672	8887	83.27	3305	3866	5375	1298	5390	1272	3844	3176			
9th State Senatorial District	10672	8887	83.27	3305	3866	5375	1298	5390	1272	3844	3176			
14th Assembly District	10672	8887	83.27	3305	3866	5375	1298	5390	1272	3844	3176			
1st Dist. Board of Equalization	10672	8887	83.27	3305	3866	5375	1298	5390	1272	3844	3176			
5th Supervisorial District	10672	8887	83.27	3305	3866	5375	1298	5390	1272	3844	3176			
ALAMEDA	10672	8887	83.27	3305	3866	5375	1298	5390	1272	3844	3176			
City of Albany	10672	8887	83.27	3305	3866	5375	1298	5390	1272	3844	3176			

ALAMEDA COUNTY Statement of Vote  
GENERAL ELECTION

CITY OF ALBANY													
9840105	Registration	Ballots Cast	Turnout (%)	MEASURE CC - CITY OF ALBANY		MEASURE DD - CITY OF ALBANY		MEASURE EE - CITY OF ALBANY					
				YES	NO	YES	NO	YES	NO				
260100 - 260100	1048	456	43.51	248	75	140	191	208	132				
260100 - Absentee Reporting	1048	408	38.93	243	55	128	184	190	139				
260300 - 260300	867	390	44.98	209	57	123	150	173	98				
260300 - Absentee Reporting	867	287	33.10	169	33	99	105	143	65				
260400 - 260400	736	324	44.02	186	56	91	162	140	120				
260400 - Absentee Reporting	736	267	36.28	174	34	96	120	149	70				
260610 - 260610	786	243	30.92	157	39	53	134	80	108				
260610 - Absentee Reporting	786	370	47.07	224	53	101	192	155	140				
260800 - 260800	765	302	39.48	196	39	116	118	162	81				
260800 - Absentee Reporting	765	342	44.71	214	53	113	165	156	116				
260900 - 260900	903	387	42.86	243	52	154	149	206	101				
260900 - Absentee Reporting	903	381	42.19	256	43	156	153	202	111				
261000 - 261000	857	349	40.72	209	52	130	138	187	88				
261000 - Absentee Reporting	857	391	45.62	291	39	174	156	227	103				
261300 - 261300	878	361	41.12	212	51	118	155	179	98				
261300 - Absentee Reporting	878	348	39.64	217	47	138	131	189	88				
261400 - 261400	673	296	43.98	164	55	85	138	129	96				
261400 - Absentee Reporting	673	251	37.30	148	42	88	112	120	83				
261600 - 261600	833	326	39.14	194	46	105	144	162	84				
261600 - Absentee Reporting	833	394	46.10	258	45	147	169	218	96				
261700 - 261700	694	288	41.50	160	54	98	126	130	93				
261700 - Absentee Reporting	694	307	44.24	200	31	129	119	179	75				
262000 - 262000	894	328	36.69	225	44	135	139	196	86				
262000 - Absentee Reporting	894	454	50.78	304	54	166	198	265	102				
262100 - 262100	738	260	35.23	176	33	100	120	138	78				
262100 - Absentee Reporting	738	367	52.44	267	46	147	174	236	88				
Preinct Totals	10672	4310	40.39	2557	653	1448	1864	2090	1263				
Absentee Reporting Totals	10672	4577	42.89	2965	575	1682	1978	2419	1276				
Grand Totals	10672	8887	83.27	5522	1228	3130	3842	4509	2539				
9th Congressional District	10672	8887	83.27	5522	1228	3130	3842	4509	2539				
9th State Senatorial District	10672	8887	83.27	5522	1228	3130	3842	4509	2539				
14th Assembly District	10672	8887	83.27	5522	1228	3130	3842	4509	2539				
1st Dist. Board of Equalization	10672	8887	83.27	5522	1228	3130	3842	4509	2539				
5th Supervisorial District	10672	8887	83.27	5522	1228	3130	3842	4509	2539				
ALAMEDA	10672	8887	83.27	5522	1228	3130	3842	4509	2539				
City of Albany	10672	8887	83.27	5522	1228	3130	3842	4509	2539				

ALAMEDA COUNTY Statement of Vote  
GENERAL ELECTION

9840105	CITY OF ALBANY													
	Registration	Ballots Cast	Turnout (%)	MEASURE CC - CITY OF ALBANY		MEASURE DD - CITY OF ALBANY		MEASURE EE - CITY OF ALBANY						
				YES	NO	YES	NO	YES	NO					
260100 - 260100	1048	456	43.51	246	75	140	191	208	132					
260100 - Absentee Reporting	1048	408	38.93	243	55	128	184	180	139					
260300 - 260300	867	390	44.98	209	57	123	150	173	98					
260300 - Absentee Reporting	867	287	33.10	169	33	99	105	143	65					
260400 - 260400	736	324	44.02	186	56	91	162	140	120					
260400 - Absentee Reporting	736	267	36.28	174	34	96	120	149	70					
260610 - 260610	786	243	30.92	137	39	55	134	80	108					
260610 - Absentee Reporting	786	370	47.07	224	53	101	182	155	140					
260800 - 260800	765	302	39.48	196	39	116	118	162	81					
260800 - Absentee Reporting	765	342	44.71	214	53	113	165	156	116					
260900 - 260900	903	387	42.86	243	52	154	149	206	101					
260900 - Absentee Reporting	903	381	42.19	256	43	156	153	202	111					
261000 - 261000	857	349	40.72	209	52	130	138	187	88					
261000 - Absentee Reporting	857	391	45.62	291	39	174	156	227	103					
261300 - 261300	878	361	41.12	212	51	118	155	179	98					
261300 - Absentee Reporting	878	348	39.64	217	47	138	131	189	88					
261400 - 261400	673	296	43.98	164	55	85	138	129	96					
261400 - Absentee Reporting	673	251	37.30	148	42	88	112	120	83					
261600 - 261600	833	326	39.14	194	46	105	144	162	84					
261600 - Absentee Reporting	833	384	46.10	258	45	147	169	238	96					
261700 - 261700	694	288	41.50	160	54	98	126	130	93					
261700 - Absentee Reporting	694	307	44.24	200	31	129	119	179	75					
262000 - 262000	894	328	36.69	225	44	135	139	196	86					
262000 - Absentee Reporting	894	454	50.78	304	54	166	198	265	102					
262100 - 262100	738	260	35.23	176	33	100	120	138	78					
262100 - Absentee Reporting	738	387	52.44	267	46	147	174	236	98					
Precinct Totals	10672	4310	40.39	2557	653	1448	1864	2090	1263					
Absentee Reporting Totals	10672	4577	42.89	2965	575	1682	1978	2419	1276					
Grand Totals	10672	8887	83.27	5522	1228	3130	3842	4509	2539					
9th Congressional District	10672	8887	83.27	5522	1228	3130	3842	4509	2539					
9th State Senatorial District	10672	8887	83.27	5522	1228	3130	3842	4509	2539					
14th Assembly District	10672	8887	83.27	5522	1228	3130	3842	4509	2539					
1st Dist, Board of Equalization	10672	8887	83.27	5522	1228	3130	3842	4509	2539					
5th Supervisorial District	10672	8887	83.27	5522	1228	3130	3842	4509	2539					
ALAMEDA	10672	8887	83.27	5522	1228	3130	3842	4509	2539					
City of Albany	10672	8887	83.27	5522	1228	3130	3842	4509	2539					



ALAMEDA COUNTY Statement of Vote  
GENERAL ELECTION

9840105	CITY OF ALBANY												
	Registration	Ballots Cast	Turnout (%)	MEASURE CC - CITY OF ALBANY		MEASURE DD - CITY OF ALBANY		MEASURE EE - CITY OF ALBANY					
				YES	NO	YES	NO	YES	NO				
260100 - 260100	1048	456	43.51	246	75	140	191	208	132				
260100 - Absentee Reporting	1048	408	38.93	243	55	128	184	180	139				
260300 - 260300	867	390	44.98	209	57	123	150	173	98				
260300 - Absentee Reporting	867	287	33.10	169	33	99	105	143	65				
260400 - 260400	736	324	44.02	186	56	91	162	140	120				
260400 - Absentee Reporting	736	267	36.28	174	34	96	120	149	70				
260610 - 260610	786	243	30.92	137	39	53	134	80	108				
260610 - Absentee Reporting	786	370	47.07	224	55	101	192	155	140				
260800 - 260800	765	302	39.48	196	39	116	118	162	81				
260800 - Absentee Reporting	765	342	44.71	214	53	113	165	156	116				
260900 - 260900	903	387	42.86	243	52	154	149	206	101				
260900 - Absentee Reporting	903	381	42.19	256	43	156	153	202	111				
261000 - 261000	857	349	40.72	209	52	130	138	187	88				
261000 - Absentee Reporting	857	391	45.62	291	59	174	156	227	103				
261300 - 261300	878	361	41.12	212	51	118	155	179	98				
261300 - Absentee Reporting	878	348	39.64	217	47	138	131	189	88				
261400 - 261400	673	296	43.98	164	55	85	138	129	96				
261400 - Absentee Reporting	673	251	37.30	148	42	88	112	120	83				
261600 - 261600	833	326	39.14	194	46	105	144	162	84				
261600 - Absentee Reporting	833	384	46.10	258	45	147	169	218	96				
261700 - 261700	694	288	41.50	160	54	98	126	130	93				
61700 - Absentee Reporting	694	307	44.24	200	31	129	119	179	75				
262000 - 262000	894	328	36.69	225	44	135	139	196	86				
262000 - Absentee Reporting	894	454	50.78	304	54	166	198	265	102				
262100 - 262100	738	260	35.23	176	33	100	120	138	78				
262100 - Absentee Reporting	738	387	52.44	267	46	147	174	236	88				
Preclinct Totals	10672	4310	40.39	2557	653	1448	1864	2090	1263				
Absentee Reporting Totals	10672	4577	42.89	2965	575	1682	1978	2419	1276				
Grand Totals	10672	8887	83.27	5522	1228	3130	3842	4509	2539				
9th Congressional District	10672	8887	83.27	5522	1228	3130	3842	4509	2539				
9th State Senatorial District	10672	8887	83.27	5522	1228	3130	3842	4509	2539				
14th Assembly District	10672	8887	83.27	5522	1228	3130	3842	4509	2539				
1st Dist, Board of Equalization	10672	8887	83.27	5522	1228	3130	3842	4509	2539				
5th Supervisorial District	10672	8887	83.27	5522	1228	3130	3842	4509	2539				
ALAMEDA	10672	8887	83.27	5522	1228	3130	3842	4509	2539				
City of Albany	10672	8887	83.27	5522	1228	3130	3842	4509	2539				

STATE OF CALIFORNIA )  
 ) ss.  
COUNTY OF ALAMEDA )

I, **DAVE MACDONALD**, Registrar of Voters for the County of Alameda, State of California, having canvassed the returns of all votes cast in the City of Albany at the General Municipal Election held on Tuesday, November 4, 2008 do hereby certify the following to be a full, true and correct Statement of the Results of all votes cast on the following measure:

Measure DD: Shall the Albany Municipal Code, Chapter 4-5 entitled "Real Property Transfer Tax" be amended in Section 4-5.2 to provide for an increase in the tax rate from \$11.50 per \$1,000.00 to \$14.50 per \$1,000.00 of the value of consideration?


YES 3,130                      NO 3,842


Measure EE: Shall the Albany Municipal Code, Chapter 4-8 entitled "Paramedic Advanced Life Support Fire Engines and Ambulance Special Tax" be amended to provide that the City Council may increase the tax commencing in fiscal year 2010 - 2011 and on an annual basis thereafter by 4%?

YES 4,509                      NO 2,539

I further certify that the total number of ballots cast in the City of Albany at said election was 8,887 and attached hereto is a complete statement of the results showing the number of votes cast at each precinct for and against the measure.

I hereby set my hand and my official seal this 26th day of November 2008 at Oakland, California.



  
**DAVE MACDONALD**  
Registrar of Voters  
County of Alameda  
State of California

November 4, 2008

GENERAL ELECTION

9840105	CITY OF ALBANY														
	Registration	Ballots Cast	Turnout (%)	MEASURE CC - CITY OF ALBANY		MEASURE DD - CITY OF ALBANY		MEASURE EE - CITY OF ALBANY							
				YES	NO	YES	NO	YES	NO						
260100 260100	1048	456	43.51	246	75	140	191	208	132						
260100 - Absentee Reporting	1048	408	38.93	243	55	128	184	180	139						
260300 260300	867	390	44.98	209	57	123	150	173	98						
260300 - Absentee Reporting	867	287	33.10	169	33	99	105	143	65						
260400 260400	736	324	44.02	186	56	91	162	140	120						
260400 - Absentee Reporting	736	267	36.28	174	34	96	120	149	70						
260610 260610	786	243	30.92	137	39	53	134	80	108						
260610 - Absentee Reporting	786	370	47.07	224	53	101	192	155	140						
260800 260800	765	302	39.48	196	39	116	118	162	81						
260800 - Absentee Reporting	765	342	44.71	214	53	113	165	156	116						
260900 260900	903	387	42.86	243	52	154	149	206	101						
260900 - Absentee Reporting	903	381	42.19	256	43	156	153	202	111						
261000 261000	857	349	40.72	209	52	130	138	187	89						
261000 - Absentee Reporting	857	391	45.62	291	39	174	156	227	103						
261300 261300	878	361	41.12	212	51	118	155	179	98						
261300 - Absentee Reporting	878	348	39.64	217	47	138	131	189	88						
261400 261400	673	296	43.98	164	55	85	138	129	96						
261400 - Absentee Reporting	673	251	37.30	148	42	88	112	120	83						
261600 261600	833	326	39.14	194	46	105	144	162	84						
261600 - Absentee Reporting	833	384	46.10	258	45	147	169	218	96						
261700 261700	694	288	41.50	160	54	98	126	130	93						
261700 - Absentee Reporting	694	307	44.24	200	31	129	119	179	75						
262000 262000	894	328	36.69	225	44	135	139	196	86						
262000 - Absentee Reporting	894	454	50.78	304	54	166	198	265	102						
262100 262100	738	260	35.23	176	33	100	120	138	78						
262100 - Absentee Reporting	738	387	52.44	267	46	147	174	236	88						
Precinct Totals	10672	4310	40.39	2557	653	1448	1864	2090	1263						
Absentee Reporting Totals	10672	4577	42.89	2965	575	1682	1978	2419	1276						
Grand Totals	10672	8887	83.27	5522	1228	3130	3842	4509	2539						
9th Congressional District	10672	8887	83.27	5522	1228	3130	3842	4509	2539						
9th State Senatorial District	10672	8887	83.27	5522	1228	3130	3842	4509	2539						
14th Assembly District	10672	8887	83.27	5522	1228	3130	3842	4509	2539						
1st Dist, Board of Equalization	10672	8887	83.27	5522	1228	3130	3842	4509	2539						
5th Supervisorial District	10672	8887	83.27	5522	1228	3130	3842	4509	2539						
ALAMEDA	10672	8887	83.27	5522	1228	3130	3842	4509	2539						
City of Albany	10672	8887	83.27	5522	1228	3130	3842	4509	2539						

ALAMEDA COUNTY Statement of Vote  
GENERAL ELECTION

9840105		CITY OF ALBANY											
	Registration	Ballots Cast	Turnout (%)	MEASURE CC - CITY OF ALBANY		MEASURE DD - CITY OF ALBANY		MEASURE EE - CITY OF ALBANY					
				YES	NO	YES	NO	YES	NO				
260100 260100	1048	456	43.51	246	75	140	191	208	132				
260100 - Absentee Reporting	1048	408	38.93	243	55	128	184	180	139				
260300 260300	867	390	44.98	209	57	123	150	173	98				
260300 - Absentee Reporting	867	287	33.10	169	33	99	105	143	65				
260400 260400	736	324	44.02	186	56	91	162	140	120				
260400 - Absentee Reporting	736	267	36.28	174	34	96	120	149	70				
260610 260610	786	243	30.92	137	39	53	134	80	108				
260610 - Absentee Reporting	786	370	47.07	224	53	101	192	155	140				
260800 260800	765	302	39.48	196	39	116	118	162	81				
260800 - Absentee Reporting	765	342	44.71	214	53	113	165	156	116				
260900 260900	903	387	42.86	243	52	154	149	206	101				
260900 - Absentee Reporting	903	381	42.19	256	43	156	153	202	111				
261000 261000	857	349	40.72	209	52	130	138	187	88				
261000 - Absentee Reporting	857	394	45.62	291	39	174	156	227	103				
261300 261300	878	361	41.12	212	51	118	155	179	98				
261300 - Absentee Reporting	878	346	39.64	217	47	138	131	189	88				
261400 261400	673	296	43.98	164	55	85	138	129	96				
261400 - Absentee Reporting	673	251	37.30	148	42	88	112	120	83				
261600 261600	833	326	39.14	194	46	105	144	162	84				
261600 - Absentee Reporting	833	384	46.10	258	45	147	169	218	96				
261700 261700	694	288	41.50	160	54	98	126	130	93				
261700 - Absentee Reporting	694	307	44.24	200	31	129	119	179	75				
262000 262000	894	328	36.69	225	44	135	139	196	86				
262000 - Absentee Reporting	894	454	50.78	304	54	166	198	265	102				
262100 262100	738	260	35.23	176	33	100	120	138	78				
262100 - Absentee Reporting	738	387	52.44	267	46	147	174	236	88				
Precinct Totals	10672	4310	40.39	2557	653	1448	1864	2090	1263				
Absentee Reporting Totals	10672	4577	42.89	2965	575	1682	1978	2419	1276				
Grand Totals	10672	8887	83.27	5522	1228	3130	3842	4509	2539				
9th Congressional District	10672	8887	83.27	5522	1228	3130	3842	4509	2539				
9th State Senatorial District	10672	8887	83.27	5522	1228	3130	3842	4509	2539				
14th Assembly District	10672	8887	83.27	5522	1228	3130	3842	4509	2539				
1st Dist, Board of Equalization	10672	8887	83.27	5522	1228	3130	3842	4509	2539				
5th Supervisorial District	10672	8887	83.27	5522	1228	3130	3842	4509	2539				
ALAMEDA	10672	8887	83.27	5522	1228	3130	3842	4509	2539				
City of Albany	10672	8887	83.27	5522	1228	3130	3842	4509	2539				

9840105	CITY OF ALBANY														
	Registration	Ballots Cast	Turnout (%)	MEASURE CC - CITY OF ALBANY		MEASURE DD - CITY OF ALBANY		MEASURE EE - CITY OF ALBANY							
				YES	NO	YES	NO	YES	NO						
260100 - 260100	1048	456	43.51	246	75	140	191	208	132						
260100 - Absentee Reporting	1048	408	38.93	243	55	128	184	180	139						
260300 - 260300	867	390	44.98	209	57	123	150	173	98						
260300 - Absentee Reporting	867	287	33.10	169	33	99	105	143	65						
260400 - 260400	736	324	44.02	186	56	91	162	140	120						
260400 - Absentee Reporting	736	267	36.28	174	34	96	120	149	70						
260610 - 260610	786	243	30.92	137	39	53	134	80	108						
260610 - Absentee Reporting	786	370	47.07	224	53	101	192	155	140						
260800 - 260800	765	302	39.48	196	39	116	118	162	81						
260800 - Absentee Reporting	765	342	44.71	214	53	113	165	156	116						
260900 - 260900	903	387	42.86	243	52	154	149	206	101						
260900 - Absentee Reporting	903	381	42.19	256	43	156	153	202	111						
261000 - 261000	857	349	40.72	209	52	130	138	187	88						
261000 - Absentee Reporting	857	391	45.62	291	39	174	156	227	103						
261300 - 261300	878	361	41.12	212	51	118	155	179	98						
261300 - Absentee Reporting	878	348	39.64	217	47	138	131	189	88						
261400 - 261400	673	296	43.98	164	55	85	138	129	96						
261400 - Absentee Reporting	673	251	37.30	148	42	88	112	120	83						
261600 - 261600	833	326	39.14	194	46	105	144	162	84						
261600 - Absentee Reporting	833	384	46.10	258	45	147	169	218	96						
261700 - 261700	694	288	41.50	160	54	98	126	130	93						
261700 - Absentee Reporting	694	307	44.24	200	31	129	119	179	75						
262000 - 262000	894	328	36.69	225	44	135	139	196	86						
262000 - Absentee Reporting	894	454	50.78	304	54	166	198	265	102						
262100 - 262100	738	260	35.23	176	33	100	120	138	78						
262100 - Absentee Reporting	738	387	52.44	267	46	147	174	236	88						
Precinct Totals	10672	4310	40.39	2557	653	1448	1864	2090	1263						
Absentee Reporting Totals	10672	4577	42.89	2965	575	1682	1978	2419	1276						
Grand Totals	10672	8887	83.27	5522	1228	3130	3842	4509	2539						
9th Congressional District	10672	8887	83.27	5522	1228	3130	3842	4509	2539						
9th State Senatorial District	10672	8887	83.27	5522	1228	3130	3842	4509	2539						
14th Assembly District	10672	8887	83.27	5522	1228	3130	3842	4509	2539						
1st Dist, Board of Equalization	10672	8887	83.27	5522	1228	3130	3842	4509	2539						
5th Supervisorial District	10672	8887	83.27	5522	1228	3130	3842	4509	2539						
ALAMEDA	10672	8887	83.27	5522	1228	3130	3842	4509	2539						
City of Albany	10672	8887	83.27	5522	1228	3130	3842	4509	2539						

1           **BE IT FURTHER RESOLVED THAT:**

2           **FARID JAVANDEL**, was elected to the Office of Council Member of the City of  
3  
4 Albany for a term of four (4) years; also that

5           **ROBERT LIEBER**, was elected to the Office of Council Member of the City of  
6 Albany for a term of four (4) years; also that

7           **PEGGY THOMSEN** was elected to the Office of Council Member of the City of  
8 Albany for a term of four (4) years; also that

9  
10          **KIM DENTON**, was elected to the Office of City Treasurer of the City of Albany  
11 for a term of four (4) years; also that

12          **PATRICIA LOW**, was elected to the Office of Member of the Board of  
13 Education for the City of Albany for a term of four (4) years; also that

14  
15          **RON ROSENBAUM**, was elected to the Office of Member of the Board of  
16 Education for the City of Albany for a term of four (4) years; also that

17  
18          **MEASURE Z** on the ballot did receive the required vote, and therefore, was  
19 passed by the voters.

20          **MEASURE AA** on the ballot did receive the required vote, and therefore, was  
21 passed by the voters.

22  
23          **MEASURE BB** on the ballot did receive the required vote, and therefore, was  
24 passed by the voters.

25          **MEASURE CC** on the ballot did receive the required vote, and therefore, was  
26 passed by the voters.  
27  
28  
29


1  
2  
3  
4  
5  
6  
7  
8  
9  
10  
11  
12  
13  
14  
15  
16  
17  
18  
19  
20  
21  
22  
23  
24  
25  
26  
27  
28  
29

**BE IT FURTHER RESOLVED THAT:**

**MEASURE Y** on the ballot did not receive the required vote, and therefore, was not passed by the voters.

**MEASURE DD** on the ballot did not receive the required vote, and therefore, was not passed by the voters.

**MEASURE EE** on the ballot did not receive the required vote, and therefore, was not passed by the voters.



---

ROBERT S. LIEBER  
MAYOR



# City of Albany

1000 SAN PABLO AVENUE • ALBANY, CALIFORNIA 94706-2295

**CITY ADMINISTRATOR**  
PH. (510) 528-5710  
FAX (510) 528-5797

**CITY ATTORNEY**  
PH. (510) 524-9205  
FAX (510) 526-9190

**CITY CLERK**  
PH. (510) 528-5720  
FAX (510) 528-5797

**CITY COUNCIL**  
PH. (510) 528-5720  
FAX (510) 528-5797

**COMMUNITY DEVELOPMENT & ENVIRONMENTAL RESOURCES**

- Building
- Engineering
- Environmental Resources
- Maintenance
- Planning

PH. (510) 528-5760  
FAX (510) 524-9359

**FINANCE & ADMINISTRATIVE SERVICES**

**CITY TREASURER**  
PH. (510) 528-5730  
FAX (510) 528-2743

**FIRE & EMERGENCY MEDICAL SERVICES**

PH. (510) 528-5771  
FAX (510) 528-5774

**PERSONNEL**  
PH. (510) 528-5714  
FAX (510) 528-5797

**POLICE**  
PH. (510) 525-7300  
FAX (510) 525-1360

**RECREATION & COMMUNITY SERVICES**

1249 Marin Avenue  
PH. (510) 524-9283  
FAX (510) 528-8914

- Friendship Club/ Childcare Program  
PH. (510) 524-0135
- Senior Center  
PH. (510) 524-9122  
FAX (510) 524-8940
- Teen Center  
PH. (510) 525-0576

**RESOLUTION NO.** 08-70

PASSED AND APPROVED BY THE COUNCIL OF THE CITY OF ALBANY,


this 8th day of December, 2008, by the following votes:

AYES: Council Members Atkinson, Javandel, Okawachi, Wile & Mayor Lieber

NOES: None

ABSENT: None

WITNESS MY HAND AND THE SEAL OF THE CITY OF ALBANY, this 9th  
day of December, 2008.

  
JACQUELINE L. BUCHOLZ, CMC  
CITY CLERK

*The City of Albany is dedicated to maintaining its small town ambience, responding to the needs of the community, and providing a safe, healthy environment now and in the future.*



PRINTED ON RECYCLED PAPER