

STATE OF CALIFORNIA)
) ss.
COUNTY OF ALAMEDA)


I, **DAVE MACDONALD**, Registrar of Voters for the County of Alameda, State of California, having canvassed the returns of all votes cast in the City of Albany at the General Municipal Election held on Tuesday, November 4, 2008 do hereby certify the following to be a full, true and correct Statement of the Results of all votes cast on the following measure:


Measure Y: Do you approve the modifications of Sections 2.01, 2.02, 5.01, 5.02, and 5.03 of the City Charter, as is fully set forth in the voter pamphlet, to provide for the electors of the City to directly elect the mayor beginning at the general election in 2012 and to provide for term limits for the mayoral position?

YES 3,305 NO 3,866

I further certify that the total number of ballots cast in the City of Albany at said election was 8,887 and attached hereto is a complete statement of the results showing the number of votes cast at each precinct for and against the measure.

I hereby set my hand and my official seal this 26th day of November 2008 at Oakland, California.




DAVE MACDONALD
Registrar of Voters
County of Alameda
State of California

STATE OF CALIFORNIA)
) ss.
COUNTY OF ALAMEDA)


I, **DAVE MACDONALD**, Registrar of Voters for the County of Alameda, State of California, having canvassed the returns of all votes cast in the City of Albany at the General Municipal Election held on Tuesday, November 4, 2008 do hereby certify the following to be a full, true and correct Statement of the Results of all votes cast on the following measure:


Measure Z: Do you approve the modification of Section 3.23 of the City Charter, as is fully set forth in the voter pamphlet, to provide that members of commissions, boards, committees, task forces, or other similar bodies, appointed by the City Council, shall serve for an interim term of up to 45 days after certification of an election, or until they are reappointed or replaced?

YES 5,375 NO 1,298

I further certify that the total number of ballots cast in the City of Albany at said election was 8,887 and attached hereto is a complete statement of the results showing the number of votes cast at each precinct for and against the measure.

I hereby set my hand and my official seal this 26th day of November 2008 at Oakland, California.




DAVE MACDONALD
Registrar of Voters
County of Alameda
State of California

STATE OF CALIFORNIA)
) ss.
COUNTY OF ALAMEDA)


I, **DAVE MACDONALD**, Registrar of Voters for the County of Alameda, State of California, having canvassed the returns of all votes cast in the City of Albany at the General Municipal Election held on Tuesday, November 4, 2008 do hereby certify the following to be a full, true and correct Statement of the Results of all votes cast on the following measure:


Measure AA: Do you approve the modification of Section 4.03 of the City Charter, as is fully set forth in the voter pamphlet, to provide that the City Council shall by ordinance set threshold limits for the requirements for formal competitive bidding and shall establish such other procedures as are necessary for undertaking the completion of any public projects?

YES 5,390 NO 1,272

I further certify that the total number of ballots cast in the City of Albany at said election was 8,887 and attached hereto is a complete statement of the results showing the number of votes cast at each precinct for and against the measure.

I hereby set my hand and my official seal this 26th day of November 2008 at Oakland, California.




DAVE MACDONALD
Registrar of Voters
County of Alameda
State of California

ALAMEDA COUNTY Statement of Vote
GENERAL ELECTION

9840101	CITY OF ALBANY											
	Registration	Ballots Cast	Turnout (%)	MEASURE Y - CITY OF ALBANY YES	NO	MEASURE Z - CITY OF ALBANY YES	NO	MEASURE AA - CITY OF ALBANY YES	NO	MEASURE BB - CITY OF ALBANY YES	NO	
260100 260100	1048	456	43.51	177	163	248	70	241	76	204	136	
260100 - Absentee Reporting	1048	406	38.93	138	179	232	68	239	62	168	145	
260300 260300	867	390	44.98	168	108	197	55	198	61	171	108	
260300 - Absentee Reporting	867	287	33.10	106	100	169	27	165	33	113	94	
260400 260400	736	324	44.02	101	160	188	59	188	53	124	133	
260400 - Absentee Reporting	736	267	36.28	111	109	174	33	184	26	120	99	
260610 260610	786	243	30.92	118	69	127	48	123	51	94	94	
260610 - Absentee Reporting	786	370	47.07	175	115	217	54	211	58	162	128	
260800 260800	765	302	39.48	136	116	183	49	189	43	152	93	
260800 - Absentee Reporting	765	342	44.71	132	147	197	61	207	55	160	116	
260900 260900	903	387	42.86	132	193	239	61	244	46	154	153	
260900 - Absentee Reporting	903	381	42.19	118	186	242	45	242	39	174	132	
261000 261000	857	348	40.72	117	174	210	49	212	44	158	122	
261000 - Absentee Reporting	857	391	45.62	139	203	278	40	274	45	175	157	
261300 261300	878	361	41.12	137	148	207	55	196	64	171	105	
261300 - Absentee Reporting	878	348	39.64	139	142	204	55	211	47	150	123	
261400 261400	673	296	43.98	119	116	166	52	155	62	131	91	
261400 - Absentee Reporting	673	251	37.30	101	104	152	36	146	44	94	103	
261600 261600	833	326	39.14	125	125	183	54	188	46	140	109	
261600 - Absentee Reporting	833	384	46.10	146	181	254	48	249	52	170	143	
261700 261700	694	288	41.50	93	141	162	53	161	52	105	113	
261700 - Absentee Reporting	694	307	44.24	108	148	197	34	205	29	139	102	
262000 262000	894	328	36.69	115	166	218	51	219	49	150	126	
262000 - Absentee Reporting	894	454	50.78	146	230	298	54	302	54	183	189	
262100 262100	738	260	35.23	83	135	170	36	177	31	120	98	
262100 - Absentee Reporting	738	387	52.44	125	208	263	53	264	50	162	164	
Precinct Totals	10672	4310	40.39	1621	1814	2498	692	2491	678	1874	1481	
Absentee Reporting Totals	10672	4577	42.89	1684	2052	2877	606	2899	594	1970	1695	
Grand Totals	10672	8887	83.27	3305	3866	5375	1298	5390	1272	3844	3176	
9th Congressional District	10672	8887	83.27	3305	3866	5375	1298	5390	1272	3844	3176	
9th State Senatorial District	10672	8887	83.27	3305	3866	5375	1298	5390	1272	3844	3176	
14th Assembly District	10672	8887	83.27	3305	3866	5375	1298	5390	1272	3844	3176	
1st Dist, Board of Equalization	10672	8887	83.27	3305	3866	5375	1298	5390	1272	3844	3176	
5th Supervisorial District	10672	8887	83.27	3305	3866	5375	1298	5390	1272	3844	3176	
ALAMEDA	10672	8887	83.27	3305	3866	5375	1298	5390	1272	3844	3176	
City of Albany	10672	8887	83.27	3305	3866	5375	1298	5390	1272	3844	3176	

ALAMEDA COUNTY Statement of Vote
GENERAL ELECTION

9840101	CITY OF ALBANY													
	Registration	Ballots Cast	Turnout (%)	MEASURE Y - CITY OF ALBANY		MEASURE Z - CITY OF ALBANY		MEASURE AA - CITY OF ALBANY		MEASURE BB - CITY OF ALBANY				
				YES	NO	YES	NO	YES	NO	YES	NO			
260100 260100	1048	456	43.51	177	163	248	70	241	76	204	136			
260100 - Absentee Reporting	1048	406	38.83	138	179	232	68	239	62	168	145			
260300 260300	867	390	44.98	168	108	197	55	198	61	171	108			
260300 - Absentee Reporting	867	287	33.10	106	100	169	27	165	33	113	94			
260400 260400	736	324	44.02	101	160	188	59	188	53	124	133			
260400 - Absentee Reporting	736	267	36.28	111	109	174	33	184	26	120	99			
260610 260610	786	243	30.92	118	69	127	48	123	51	94	94			
260610 - Absentee Reporting	786	370	47.07	175	115	217	54	211	58	162	128			
260800 260800	765	302	39.48	136	116	183	49	189	43	152	93			
260800 - Absentee Reporting	765	342	44.71	132	147	197	61	207	55	160	116			
260900 260900	903	387	42.86	132	193	239	61	244	46	154	153			
260900 - Absentee Reporting	903	381	42.19	118	186	242	45	242	39	174	132			
261000 261000	857	349	40.72	117	174	210	49	212	44	158	122			
261000 - Absentee Reporting	857	391	45.62	139	203	278	40	274	45	175	157			
261300 261300	878	361	41.12	137	148	207	55	196	64	171	105			
261300 - Absentee Reporting	878	348	39.64	139	142	204	55	211	47	150	123			
261400 261400	673	296	43.98	119	116	166	52	155	62	131	91			
261400 - Absentee Reporting	673	251	37.30	101	104	152	36	146	44	94	103			
261600 261600	833	326	39.14	125	125	183	54	188	46	140	109			
261600 - Absentee Reporting	833	384	46.10	146	181	254	46	249	52	170	143			
261700 261700	694	288	41.50	93	141	162	53	161	52	105	113			
261700 - Absentee Reporting	694	307	44.24	108	148	197	34	205	29	139	102			
262000 262000	894	328	36.69	115	166	218	51	219	49	150	126			
262000 - Absentee Reporting	894	454	50.78	146	230	298	54	302	54	183	189			
262100 262100	738	260	35.23	83	135	170	36	177	31	120	98			
262100 - Absentee Reporting	738	387	52.44	125	208	263	53	264	50	162	164			
Precinct Totals	10672	4310	40.39	1621	1814	2498	692	2491	678	1874	1481			
Absentee Reporting Totals	10672	4577	42.89	1684	2052	2877	606	2899	594	1970	1695			
Grand Totals	10672	8887	83.27	3305	3866	5375	1298	5390	1272	3844	3176			
9th Congressional District	10672	8887	83.27	3305	3866	5375	1298	5390	1272	3844	3176			
9th State Senatorial District	10672	8887	83.27	3305	3866	5375	1298	5390	1272	3844	3176			
14th Assembly District	10672	8887	83.27	3305	3866	5375	1298	5390	1272	3844	3176			
1st Dist, Board of Equalization	10672	8887	83.27	3305	3866	5375	1298	5390	1272	3844	3176			
5th Supervisorial District	10672	8887	83.27	3305	3866	5375	1298	5390	1272	3844	3176			
ALAMEDA	10672	8887	83.27	3305	3866	5375	1298	5390	1272	3844	3176			
City of Albany	10672	8887	83.27	3305	3866	5375	1298	5390	1272	3844	3176			

ALAMEDA COUNTY Statement of Vote
GENERAL ELECTION

9840101	CITY OF ALBANY														
	Registration	Ballots Cast	Turnout (%)		MEASURE Y - CITY OF ALBANY YES	NO		MEASURE Z - CITY OF ALBANY YES	NO		MEASURE AA - CITY OF ALBANY YES	NO		MEASURE BB - CITY OF ALBANY YES	NO
260100 260100	1048	458	43.51		177	163		248	70		241	76		204	136
260100 - Absentee Reporting	1048	408	38.93		138	179		232	68		239	62		168	145
260300 260300	867	390	44.98		168	108		197	55		198	61		171	108
260300 - Absentee Reporting	867	287	33.10		106	100		169	27		165	33		113	94
260400 260400	736	324	44.02		101	160		188	59		188	53		124	133
260400 - Absentee Reporting	736	267	36.28		111	109		174	33		184	26		120	99
260610 260610	786	243	30.92		118	69		127	48		123	51		94	94
260610 - Absentee Reporting	786	370	47.07		175	115		217	54		211	58		162	128
260800 260800	765	302	39.48		136	116		183	49		189	43		152	93
260800 - Absentee Reporting	765	342	44.71		132	147		197	61		207	55		160	116
260900 260900	903	387	42.86		132	193		239	61		244	46		154	153
260900 - Absentee Reporting	903	381	42.19		118	186		242	45		242	39		174	132
261000 261000	857	349	40.72		117	174		210	49		212	44		158	122
261000 - Absentee Reporting	857	391	45.62		139	203		278	40		274	45		175	157
261300 261300	878	361	41.12		137	148		207	55		196	64		171	105
261300 - Absentee Reporting	878	348	39.64		139	142		204	55		211	47		150	123
261400 261400	673	296	43.98		119	116		166	52		155	62		131	91
261400 - Absentee Reporting	673	251	37.30		101	104		152	36		146	44		94	103
261600 261600	833	326	39.14		125	125		183	54		188	46		140	109
261600 - Absentee Reporting	833	384	46.10		146	181		254	48		249	52		170	143
261700 261700	694	288	41.50		93	141		162	53		161	52		105	113
261700 - Absentee Reporting	694	307	44.24		108	148		197	34		205	29		139	102
262000 262000	894	328	36.69		115	166		218	51		219	49		150	126
262000 - Absentee Reporting	894	454	50.78		146	230		298	54		302	54		183	189
262100 262100	738	260	35.23		83	135		170	36		177	31		120	98
262100 - Absentee Reporting	738	387	52.44		125	208		263	53		264	50		162	164
Precinct Totals	10672	4310	40.39		1621	1814		2498	692		2491	678		1874	1481
Absentee Reporting Totals	10672	4577	42.89		1684	2052		2877	606		2899	594		1970	1695
Grand Totals	10672	8887	83.27		3305	3866		5375	1298		5390	1272		3844	3176
9th Congressional District	10672	8887	83.27		3305	3866		5375	1298		5390	1272		3844	3176
9th State Senatorial District	10672	8887	83.27		3305	3866		5375	1298		5390	1272		3844	3176
14th Assembly District	10672	8887	83.27		3305	3866		5375	1298		5390	1272		3844	3176
1st Dist, Board of Equalization	10672	8887	83.27		3305	3866		5375	1298		5390	1272		3844	3176
5th Supervisorial District	10672	8887	83.27		3305	3866		5375	1298		5390	1272		3844	3176
ALAMEDA	10672	8887	83.27		3305	3866		5375	1298		5390	1272		3844	3176
City of Albany	10672	8887	83.27		3305	3866		5375	1298		5390	1272		3844	3176

ALAMEDA COUNTY Statement of Vote
GENERAL ELECTION

November 4, 2008

9840101	CITY OF ALBANY													
	Registration	Ballots Cast	Turnout (%)	MEASURE Y - CITY OF ALBANY		MEASURE Z - CITY OF ALBANY		MEASURE AA - CITY OF ALBANY		MEASURE BB - CITY OF ALBANY				
				YES	NO	YES	NO	YES	NO	YES	NO	YES	NO	
260100 260100	1048	456	43.51	177	163	248	70	241	76	204	136			
260100 - Absentee Reporting	1048	406	38.93	138	179	232	68	239	62	168	145			
260300 260300	867	390	44.98	168	108	197	55	198	61	171	108			
260300 - Absentee Reporting	867	287	33.10	106	100	169	27	165	33	113	94			
260400 260400	736	324	44.02	101	160	188	59	188	53	124	133			
260400 - Absentee Reporting	736	267	36.28	111	109	174	33	184	26	120	99			
260610 260610	786	243	30.92	118	89	127	48	123	51	94	94			
260610 - Absentee Reporting	786	370	47.07	175	115	217	54	211	58	162	128			
260800 260800	765	302	39.48	136	116	183	49	189	43	152	93			
260800 - Absentee Reporting	765	342	44.71	132	147	197	61	207	55	160	116			
260900 260900	903	387	42.86	132	193	239	61	244	46	154	153			
260900 - Absentee Reporting	903	381	42.19	118	186	242	45	242	39	174	132			
261000 261000	857	349	40.72	117	174	210	49	212	44	158	122			
261000 - Absentee Reporting	857	391	45.62	139	203	278	40	274	45	175	157			
261300 261300	878	381	41.12	137	148	207	55	196	64	171	105			
261300 - Absentee Reporting	878	348	39.64	139	142	204	55	211	47	150	123			
261400 261400	673	296	43.98	119	116	166	52	155	62	131	91			
261400 - Absentee Reporting	673	251	37.30	101	104	152	36	146	44	94	103			
261600 261600	833	326	39.14	125	125	183	54	188	46	140	109			
261600 - Absentee Reporting	833	384	46.10	146	181	254	46	249	52	170	143			
261700 261700	694	288	41.50	93	141	162	53	161	52	105	113			
261700 - Absentee Reporting	694	307	44.24	108	148	197	34	205	29	139	102			
262000 262000	894	328	36.69	115	166	218	51	219	49	150	126			
262000 - Absentee Reporting	894	454	50.78	146	230	298	54	302	54	183	189			
262100 262100	738	260	35.23	83	135	170	36	177	31	120	98			
262100 - Absentee Reporting	738	387	52.44	125	208	263	53	264	50	162	164			
Precinct Totals	10672	4310	40.39	1621	1814	2498	692	2491	678	1874	1481			
Absentee Reporting Totals	10672	4577	42.89	1684	2052	2877	606	2899	594	1970	1695			
Grand Totals	10672	8887	83.27	3305	3866	5375	1298	5390	1272	3844	3176			
9th Congressional District	10672	8887	83.27	3305	3866	5375	1298	5390	1272	3844	3176			
9th State Senatorial District	10672	8887	83.27	3305	3866	5375	1298	5390	1272	3844	3176			
14th Assembly District	10672	8887	83.27	3305	3866	5375	1298	5390	1272	3844	3176			
1st Dist, Board of Equalization	10672	8887	83.27	3305	3866	5375	1298	5390	1272	3844	3176			
5th Supervisorial District	10672	8887	83.27	3305	3866	5375	1298	5390	1272	3844	3176			
ALAMEDA	10672	8887	83.27	3305	3866	5375	1298	5390	1272	3844	3176			
City of Albany	10672	8887	83.27	3305	3866	5375	1298	5390	1272	3844	3176			