

Albany Project HOPE
Homeless Outreach and Engagement Program
Berkeley Food and Housing Project Narrative Report to City Council
July 2019 – Sept 2019

Activities To-Date

The Albany Homeless Outreach and Engagement Program continued providing navigation and housing aftercare assistance to clients this quarter. The BFHP full time Albany Housing Navigator (HN) continues to work with Albany's two housed clients from our previous fiscal year. These clients are still involved in aftercare interventions in order to remain stably housed. Those individuals continue to require weekly staff check-in's to ensure continued stability, on-time rent payment, roommate civility and productive daily living.

One of the individuals is currently suffering from cancer. This person is in need of intense case management. We are attempting to connect this person with immigration solutions so that we are able to obtain the documents needed to house him in permanent supportive housing (PSH). Case management contacts have increased with this particular person, due to health issues.

Outreach interventions for unsheltered individuals in Albany are ongoing. The Albany housing navigator is building relationships within the Albany community. There are weekly visits to the local library, community center, Cares Program, and Shower program. The HN is consistently offering housing services, shelter, brochures, and information about PSH wait-list openings. The HN was able to make seven new unduplicated client contacts this quarter and perform initial enrollments with three.

The Albany HN has received several referrals through the Cares program, one of which has been housed through the Albany rapid rehousing (RRH) program.

Contact has continued with the Albany Neighborhood Service Manager as well as representatives of the Albany Police Department who requested outreach efforts to engage with approximately seven unsheltered individuals throughout the City of Albany. Once they were engaged in outreach, the Albany HN offered information about the City of Albany Homeless Outreach and Engagement Program, service referrals and other resources. We remain engaged with three of the seven referrals.

Successes in Quarter One

Albany Hope staff was able to maintain housing for four households at risk of losing their units, through the use of Homeless prevention funding. One of these was fleeing domestic violence. Services provided included 43 client contacts, and 29 life skill interventions, such as defining consistent and clear boundaries within the community, stating goals, managing income, and reinforcing client resilience for seven residents residing in Albany.

The Albany HN housed a family of three, with a newborn, in permanent supportive housing; a family of five with a disabled child in Rapid Re-housing, and a senior citizen in Senior housing that is based upon the income. The Albany HN was further able to creatively support the relocation of a person suffering domestic abuse utilizing the Alameda County Immediate Impact Grant funding.

Challenges in Quarter One

Lack of affordable housing in the current market remains an issue. BFHP has a relationship with one owner that has worked with our agency for many years. The trust that we have built benefits the Albany program. We have recently received an introduction to a new local owner. This person is willing to work with BFHP because of a positive reference. We will continue to search for property owners, and low-income housing units to support Albany clients.

EXHIBIT D

BFHP Albany PROJECT PERFORMANCE MEASURES FY 19-20

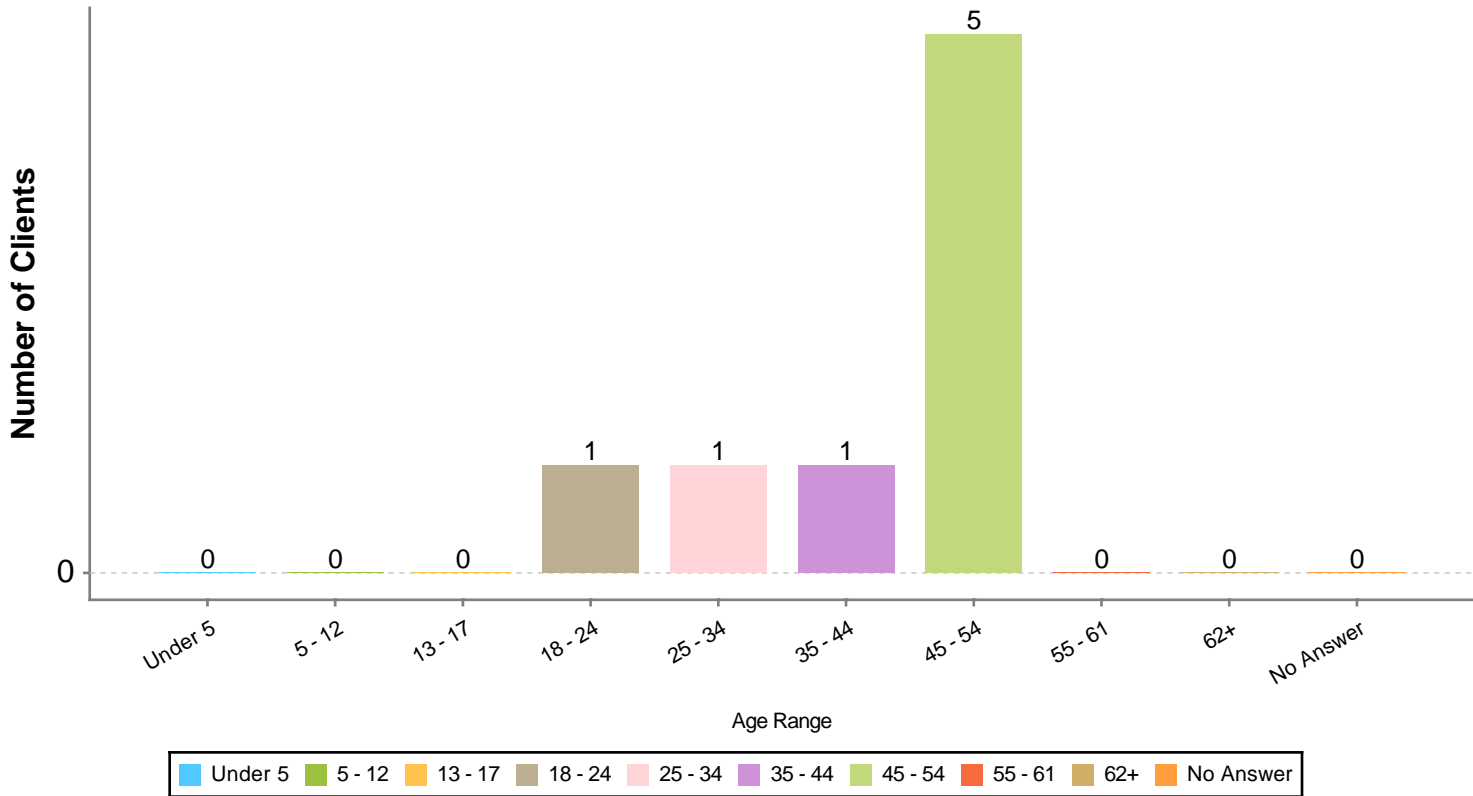
Due on the 15th of each month following the quarter

Project Performance Measures and Targets				
Performance Measure	Target	Progress/Activity this period	Year to date statistics	Comments
Outreach contacts (unduplicated contact with a new client)	60	7		
Performed initial intake/enrollment	40	3		
Number of housing case plans performed	25	4		
New Clients Housed (RRH)	12	1		
Master Leasing – New clients housed	10			
Clients maintaining housing for 6 months	8			
*Clients maintaining housing for a year	7			
Clients exited from Aftercare program	6			
New Clients - prevention	6	1		
Clients receiving flexible housing subsidy for move in costs	10	2		
Clients served with Landlords incentives	12	2		

*This measure duplicates clients in the measure above. It includes only non-exited clients.

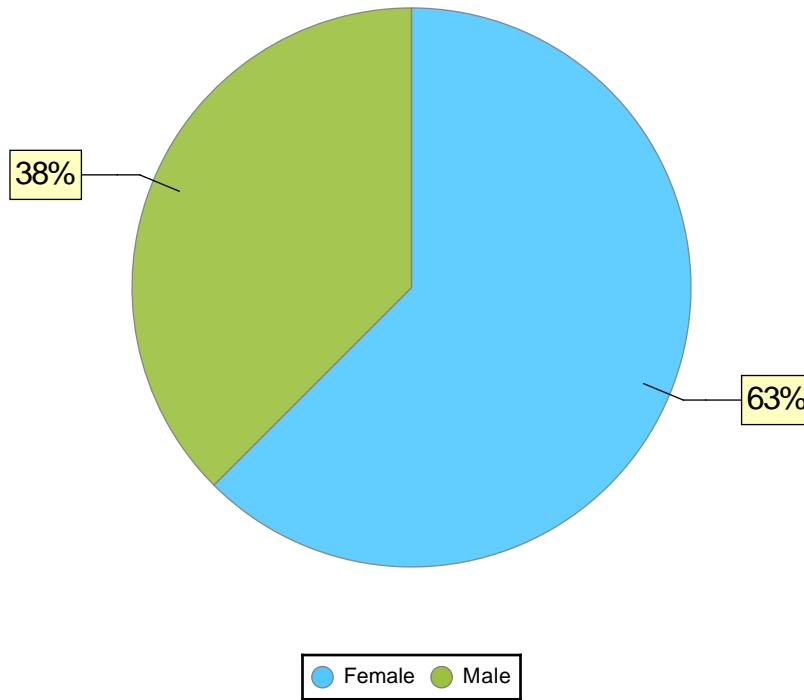
Outreach Client Demographics Report

Client Age Range Chart



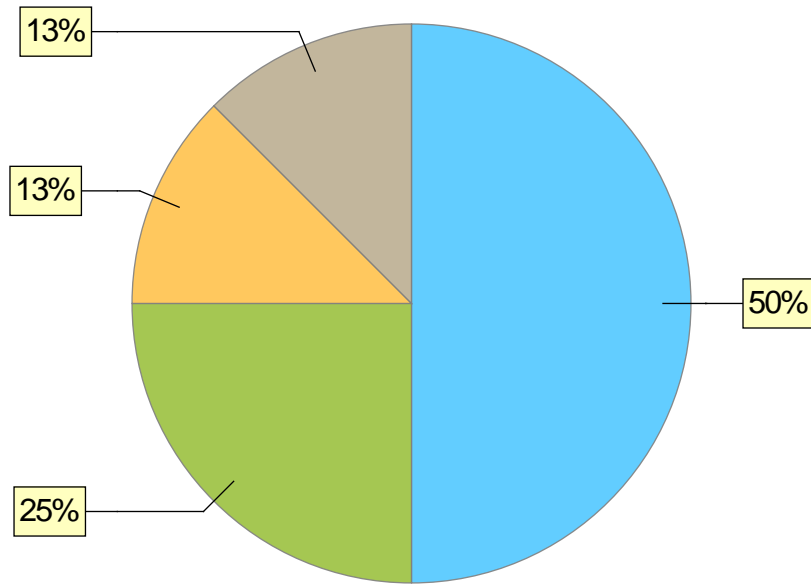
Age Range	# of Clients
Under 5	0
5 - 12	0
13 - 17	0
18 - 24	1
25 - 34	1
35 - 44	1
45 - 54	5
55 - 61	0
62+	0
No Answer	0
Total:	8

Gender



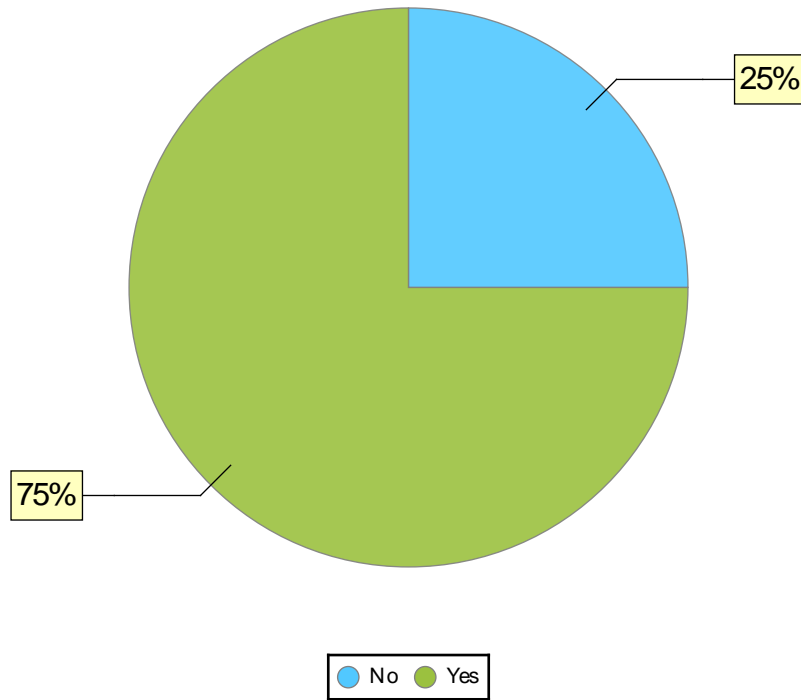
Gender	# of Clients
Female	5
Male	3
Trans Female (MTF or Male to Female)	0
Trans Male (FTM or Female to Male)	0
Gender Non-Conforming (i.e. not exclusively male or female)	0
Client doesn't know	0
Client refused	0
No Answer	0
Total:	8

Race



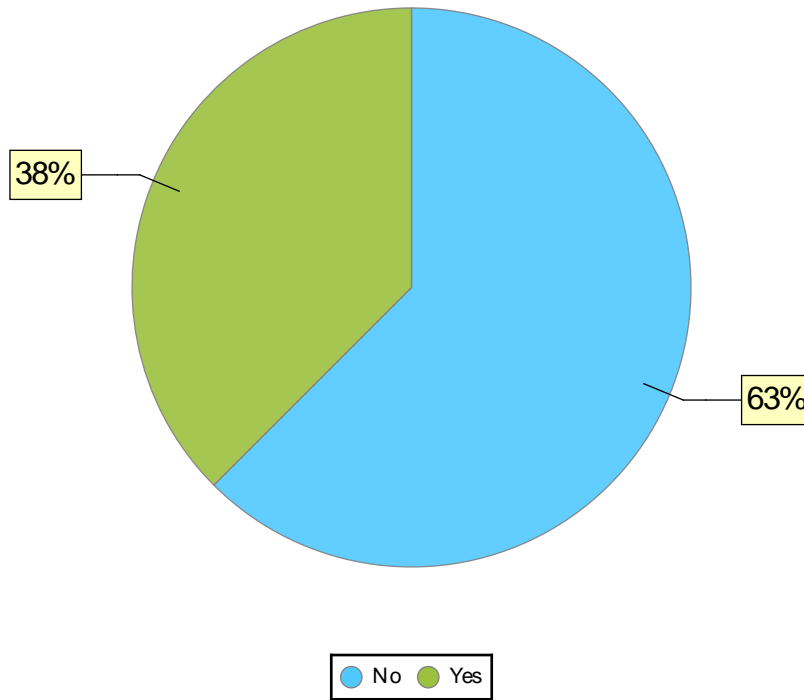
Race Demographic	# of Clients
White	4
Black or African American	2
Asian	1
American Indian or Alaska Native	1
Multiple races	0
Native Hawaiian or Other Pacific Islander	0
Client Don't know / Refused	0
No Answer	0
Total:	8

Disabled Demographic (Adults & HoHH) Chart



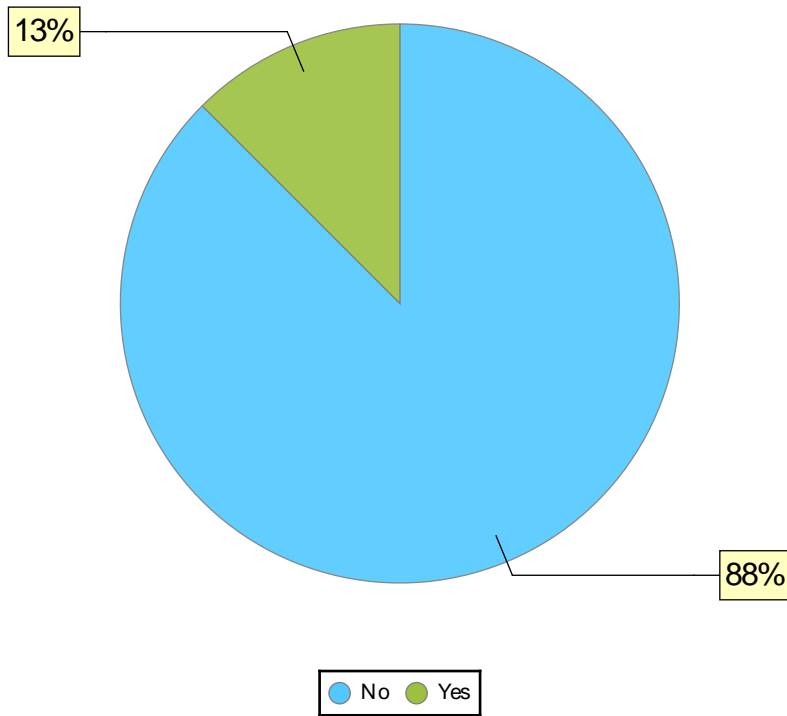
Disabled Demographic (Adults & HoHH)	# of Clients
No	2
Yes	6
Client doesn't know	0
Client refused	0
No Answer	0
Total:	8

Physical Disability Chart



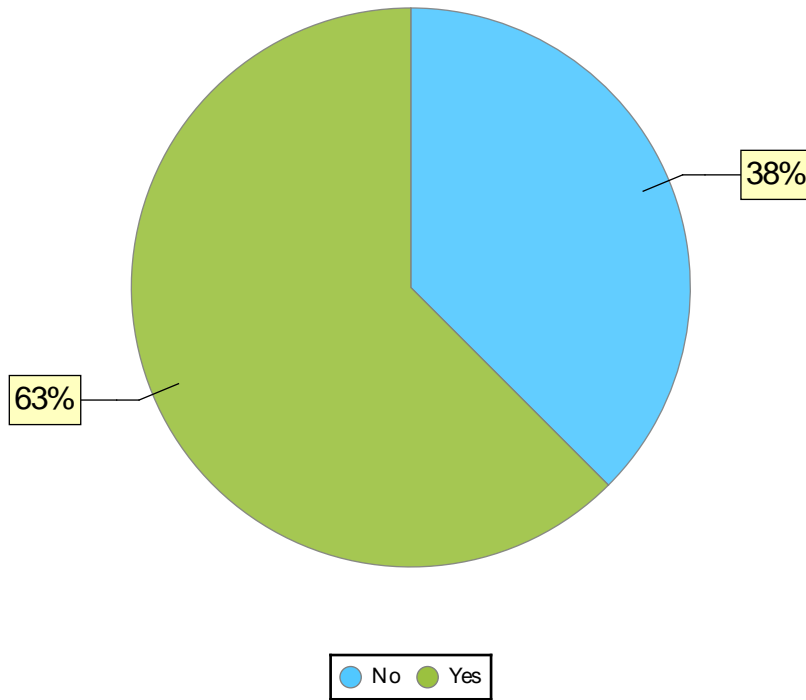
Physical Disability	# of Clients
No	5
Yes	3
Client doesn't know	0
Client refused	0
No Answer	0
Total:	8

Developmental Disability Chart



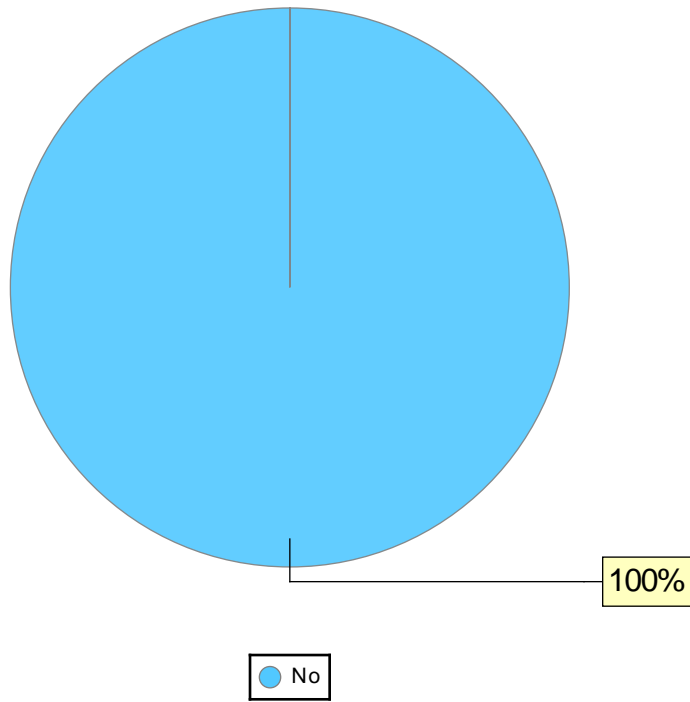
Developmental Disability	# of Clients
No	7
Yes	1
Client doesn't know	0
Client refused	0
No Answer	0
Total:	8

Chronic Health Condition Chart



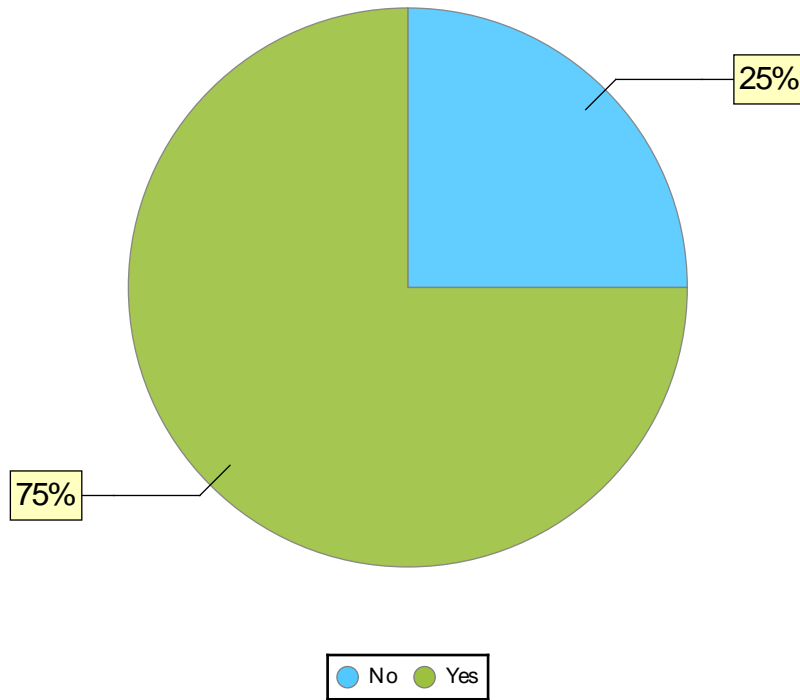
Chronic Health Condition	# of Clients
No	3
Yes	5
Client doesn't know	0
Client refused	0
No Answer	0
Total:	8

HIV/AIDS Chart



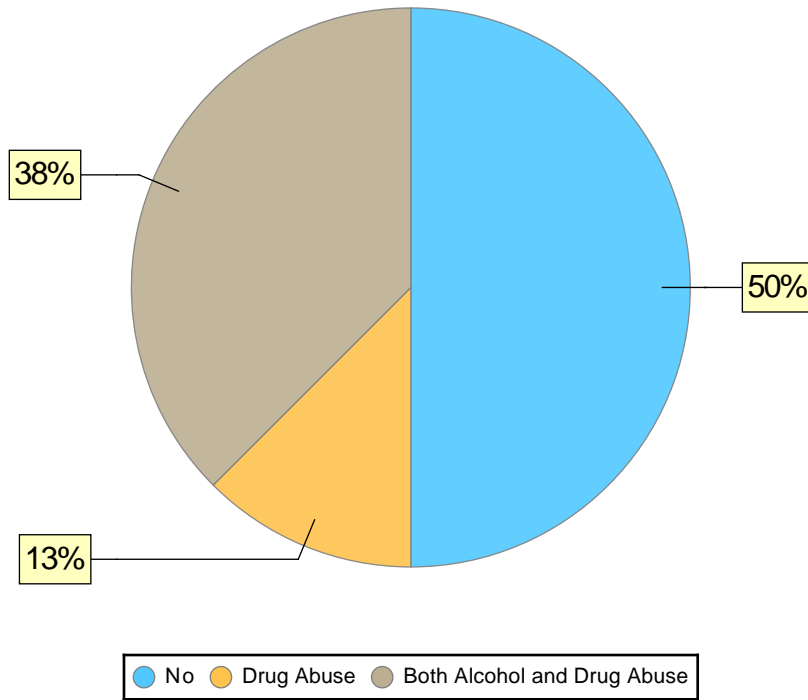
HIV/AIDS	# of Clients
No	8
Yes	0
Client doesn't know	0
Client refused	0
No Answer	0
Total:	8

Mental Health Problem Chart



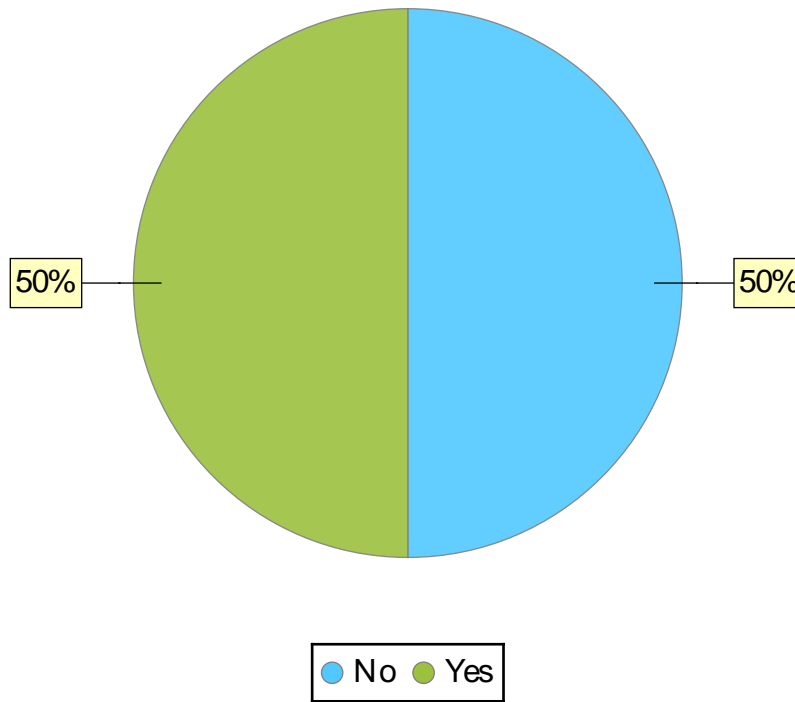
Mental Health Problem	# of Clients
No	2
Yes	6
Client doesn't know	0
Client refused	0
No Answer	0
Total:	8

Substance Abuse Chart



Substance Abuse	# of Clients
No	4
Alcohol Abuse	0
Drug Abuse	1
Both Alcohol and Drug Abuse	3
Client doesn't know	0
Client refused	0
No Answer	0
Total:	8

Chronic Homeless Demographic (Adults & HoH) Chart



Chronic Homeless (Adults & HoH)	# of Clients
No	4
Yes	4
Client Entering From the Streets, ES, or Safe Haven	# of Clients
No	8
Yes	0
Approximate Date Started	# of Clients
365 Days or More	4
Less Than 365 Days	4
Missing	0
Not applicable	0
Times Homeless in the Past Three Years	# of Clients
One Time	5
Two Times	0
Three Times	0
Four or more times	3
Client doesn't know	0

Client Demographics Report

CA-502 Alameda County/Oakland

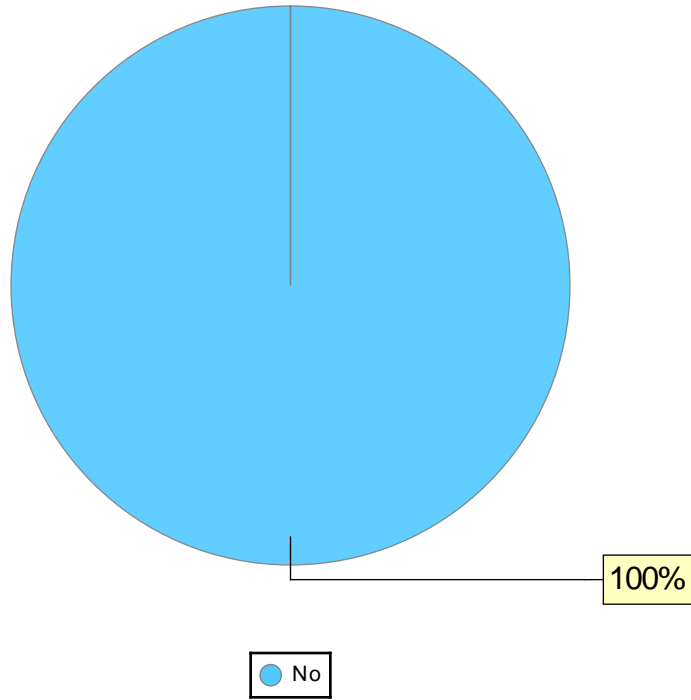
Date Range: 07/01/2019 AND 09/30/2019

Veteran: All

Client Project Stays: All active

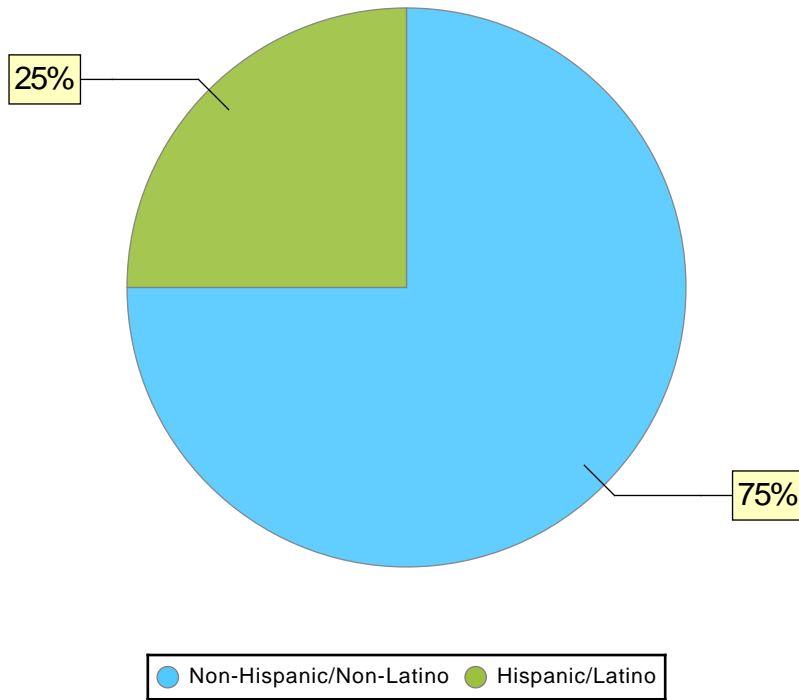
Times Homeless in the Past Three Years	# of Clients
Client refused	0
No Answer	0
Total Months Homeless in the Past Three years	# of Clients
One month (this time is the first month)	2
Two Months	0
Three Months	0
Four Months	1
Five Months	0
Six Months	1
Seven Months	0
Eight Months	0
Nine Months	0
Ten Months	0
Eleven Months	0
Twelve Months	0
More than 12 Months	4
Client doesn't know	0
Client refused	0
No Answer	0
Not Applicable	0
Total:	8

Veteran Status - Adults Only




Veteran Demographic	# of Clients
No	8
Yes	0
Client doesn't know	0
Client refused	0
No Answer	0
Total:	8

Hispanic Ethnicity Demographic



Hispanic Ethnicity Demographic	# of Clients
Non-Hispanic/Non-Latino	6
Hispanic/Latino	2
Client doesn't know	0
Client refused	0
No Answer	0
Total:	8

Prior Living Situation (Adults & HoHH) Chart



Place not meant for habitation (e.g., a vehicle, an abandoned building, bus/train/subway station/airport or anywhere outside)	Safe Haven
Emergency shelter, including hotel or motel paid for with emergency shelter voucher, or RHY-funded Host Home shelter	Hospital or other residential non-psychiatric medical facility
Foster care home or foster care group home	Jail, prison or juvenile detention facility
Long-term care facility or nursing home	Psychiatric hospital or other psychiatric facility
Substance abuse treatment facility or detox center	Residential project or halfway house with no homeless criteria
Hotel or motel paid for without emergency shelter voucher	Transitional housing for homeless persons (including homeless youth)
Host Home (non-crisis)	Staying or living in a friend's room, apartment or house
Staying or living in a family member's room, apartment or house	Rental by client, with GPD TIP housing subsidy
Rental by client, with VASH housing subsidy	Permanent housing (other than RRH) for formerly homeless persons
Rental by client, with RRH or equivalent subsidy	Rental by client, with HCV voucher (tenant or project based)
Rental by client in a public housing unit	Rental by client, no ongoing housing subsidy
Rental by client, with other ongoing housing subsidy	Owned by client, with ongoing housing subsidy
Owned by client, no ongoing housing subsidy	Owned by client, no ongoing housing subsidy
Interim Housing (RETIRED)	Client doesn't know
Client refused	No Answer

Prior Living Situation (Adults & HoHH)	# of Clients
--	--------------

Client Demographics Report

CA-502 Alameda County/Oakland

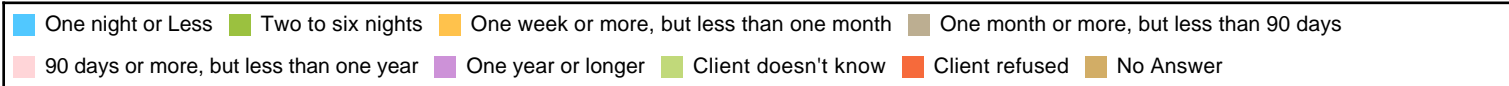
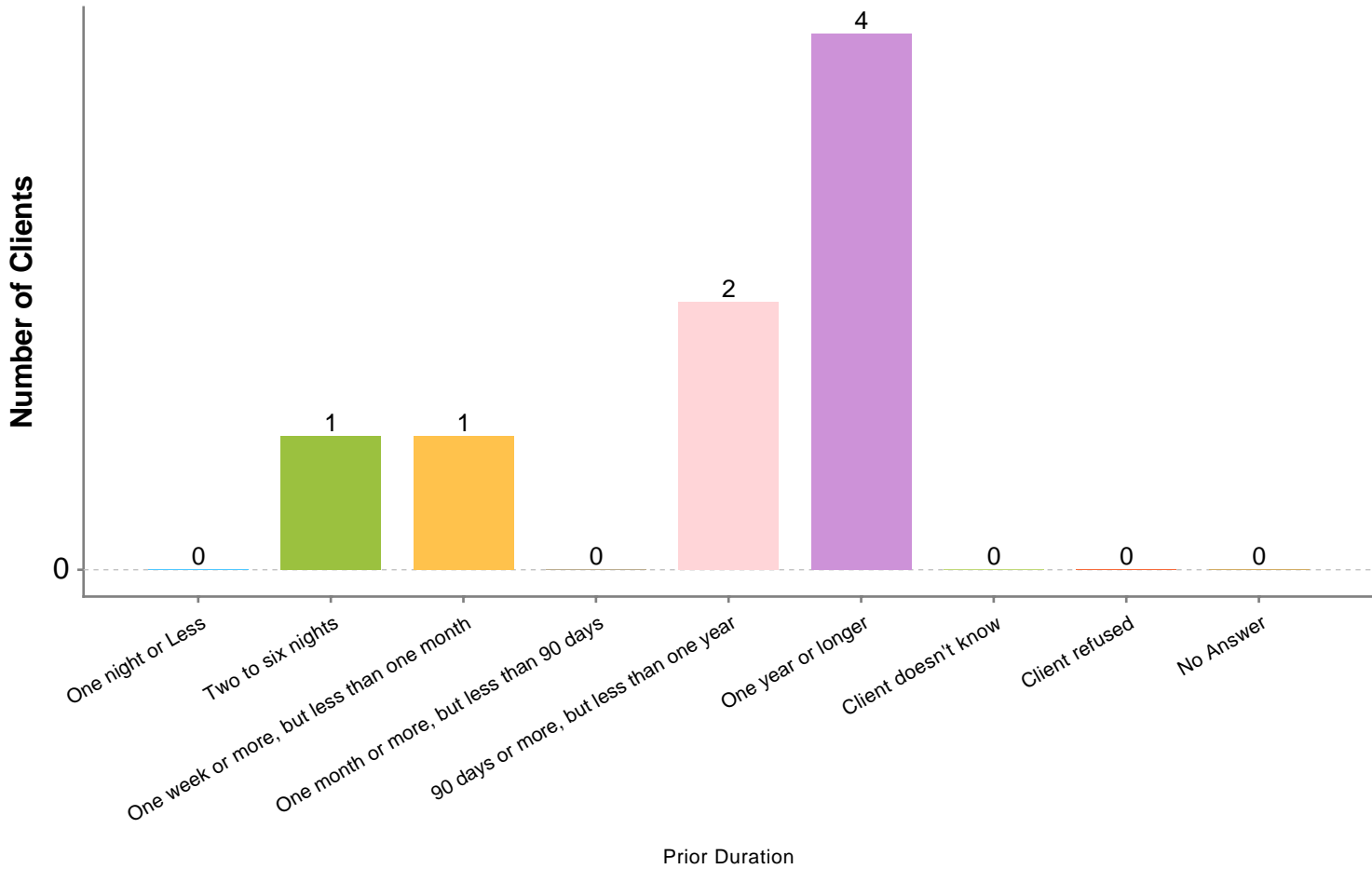
Date Range: 07/01/2019 AND 09/30/2019

Veteran: All

Client Project Stays: All active

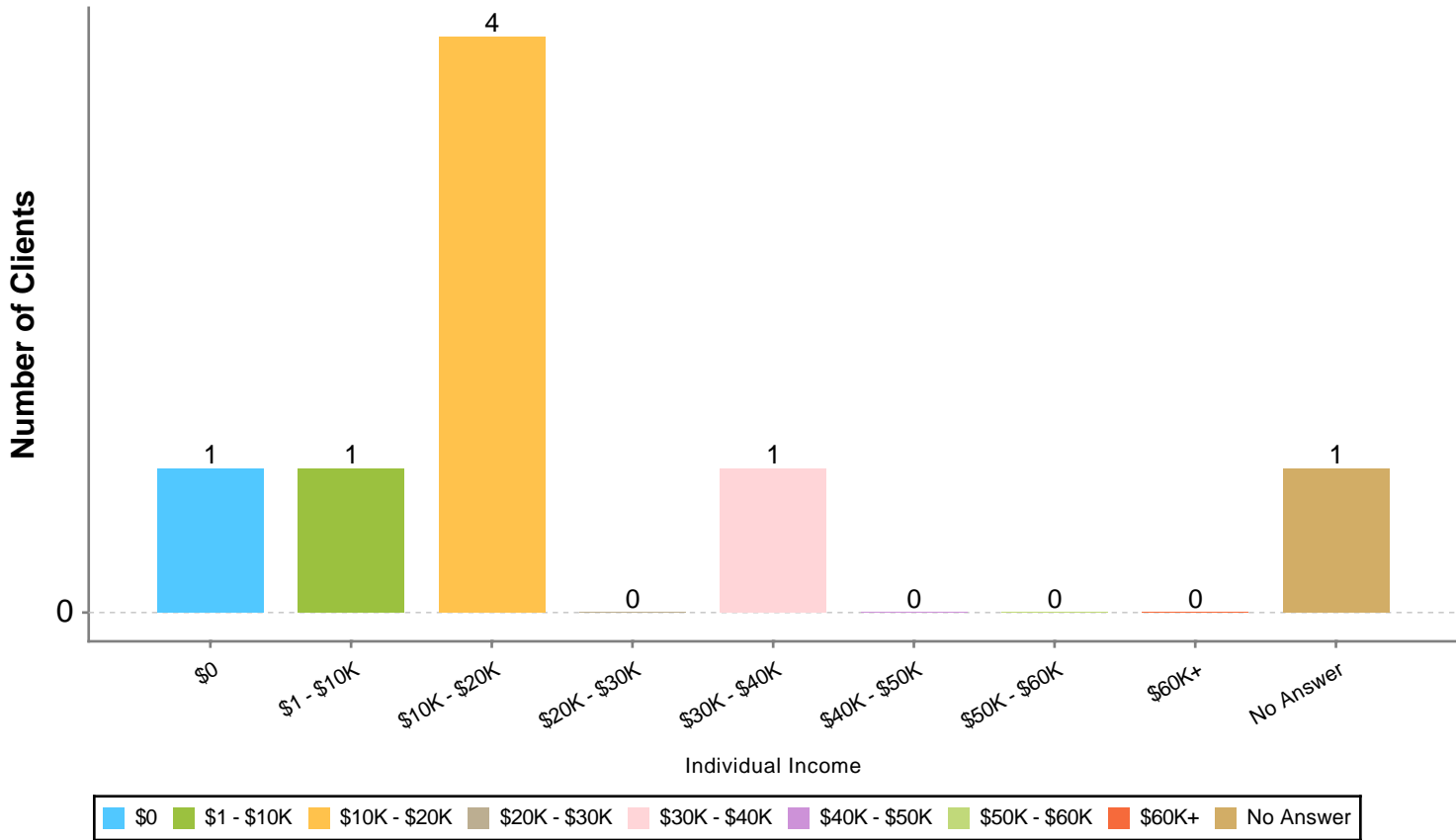
Prior Living Situation (Adults & HoHH)	# of Clients
Place not meant for habitation (e.g., a vehicle, an abandoned building, bus/train/subway station/airport or anywhere outside)	8
Emergency shelter, including hotel or motel paid for with emergency shelter voucher, or RHY-funded Host Home shelter	0
Safe Haven	0
Foster care home or foster care group home	0
Hospital or other residential non-psychiatric medical facility	0
Jail, prison or juvenile detention facility	0
Long-term care facility or nursing home	0
Psychiatric hospital or other psychiatric facility	0
Substance abuse treatment facility or detox center	0
Residential project or halfway house with no homeless criteria	0
Hotel or motel paid for without emergency shelter voucher	0
Transitional housing for homeless persons (including homeless youth)	0
Host Home (non-crisis)	0
Staying or living in a friend's room, apartment or house	0
Staying or living in a family member's room, apartment or house	0
Rental by client, with GPD TIP housing subsidy	0
Rental by client, with VASH housing subsidy	0
Permanent housing (other than RRH) for formerly homeless persons	0
Rental by client, with RRH or equivalent subsidy	0
Rental by client, with HCV voucher (tenant or project based)	0
Rental by client in a public housing unit	0
Rental by client, no ongoing housing subsidy	0
Rental by client, with other ongoing housing subsidy	0
Owned by client, with ongoing housing subsidy	0
Owned by client, no ongoing housing subsidy	0
Interim Housing (RETIRED)	0
Client doesn't know	0
Client refused	0
No Answer	0
Total:	8

Prior Living Duration (Adults & HoHH) Chart



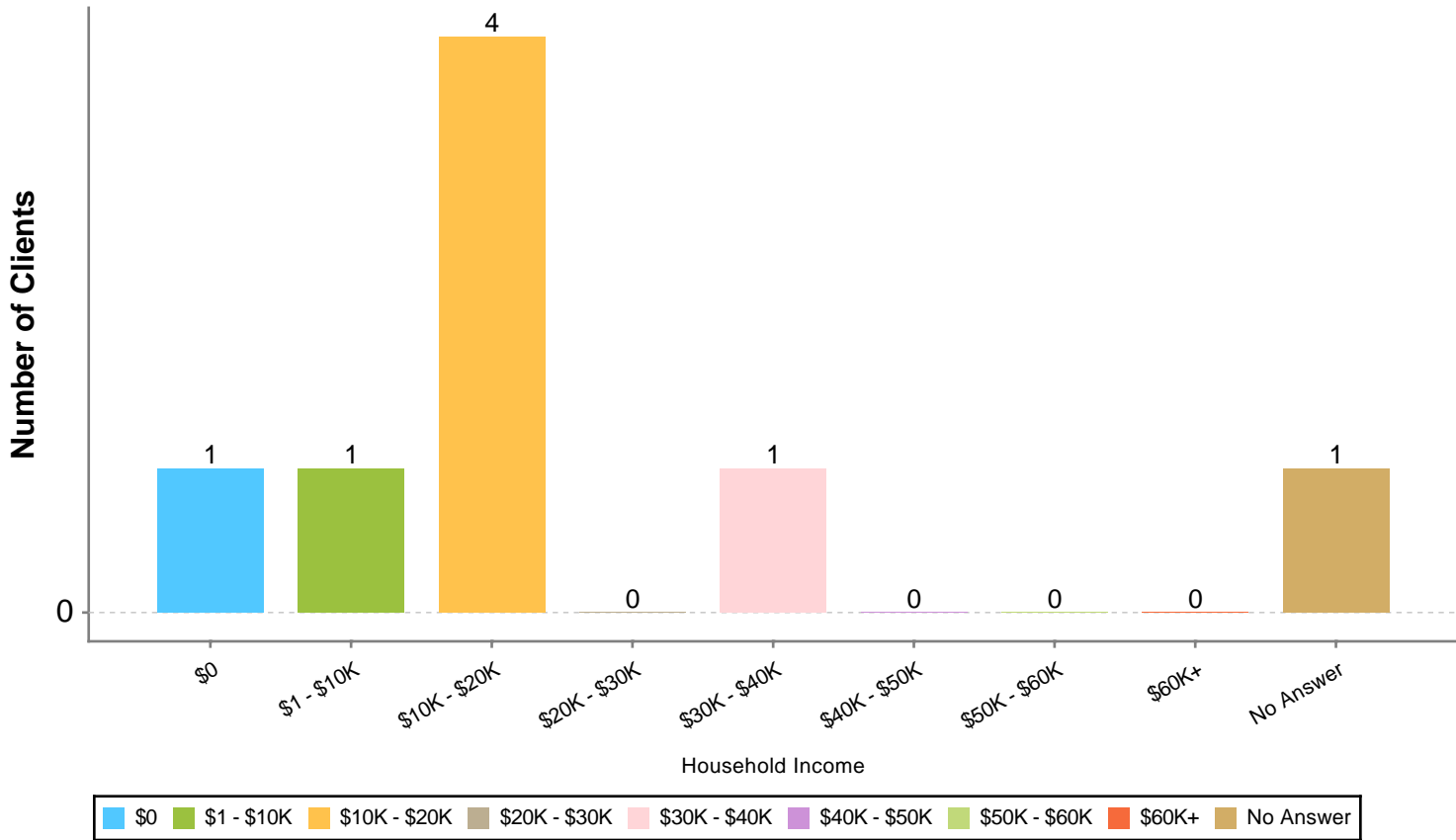
Prior Living Duration (Adults & HoHH)	# of Clients
One night or Less	0
Two to six nights	1
One week or more, but less than one month	1
One month or more, but less than 90 days	0
90 days or more, but less than one year	2
One year or longer	4
Client doesn't know	0
Client refused	0
No Answer	0
Total:	8

Individual Income (Adults & HoHH) Chart



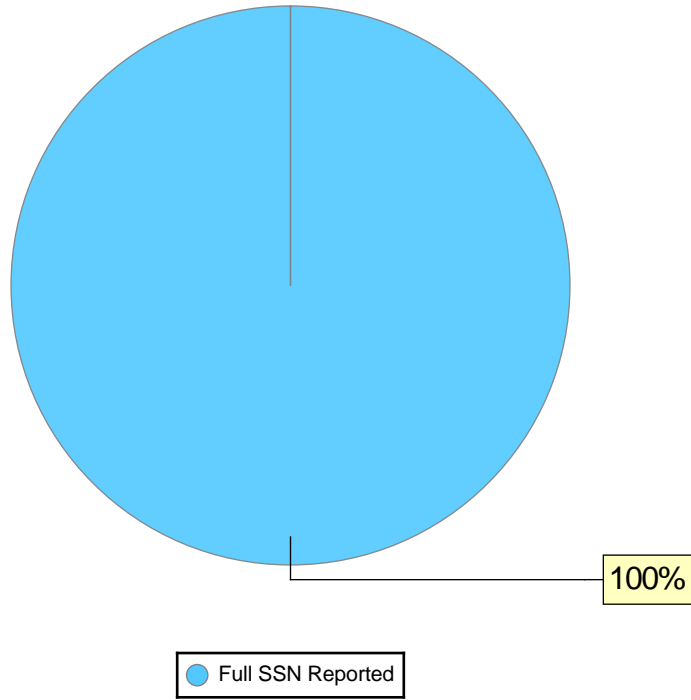
Individual Income (Adults & HoHH)	# of Clients
\$0	1
\$1 - \$10K	1
\$10K - \$20K	4
\$20K - \$30K	0
\$30K - \$40K	1
\$40K - \$50K	0
\$50K - \$60K	0
\$60K+	0
No Answer	1
Total:	8

Household Income Chart



Household Income	# of Clients
\$0	1
\$1 - \$10K	1
\$10K - \$20K	4
\$20K - \$30K	0
\$30K - \$40K	1
\$40K - \$50K	0
\$50K - \$60K	0
\$60K+	0
No Answer	1
Total:	8

SSN Validity Chart



SSN Validity	# of Clients
Full SSN Reported	8
Approximate or partial SSN reported	0
Client doesn't know	0
Client refused	0
No Answer	0
Total:	8

Client Demographics Report

CA-502 Alameda County/Oakland

Date Range: 07/01/2019 AND 09/30/2019

Veteran: All

Client Project Stays: All active

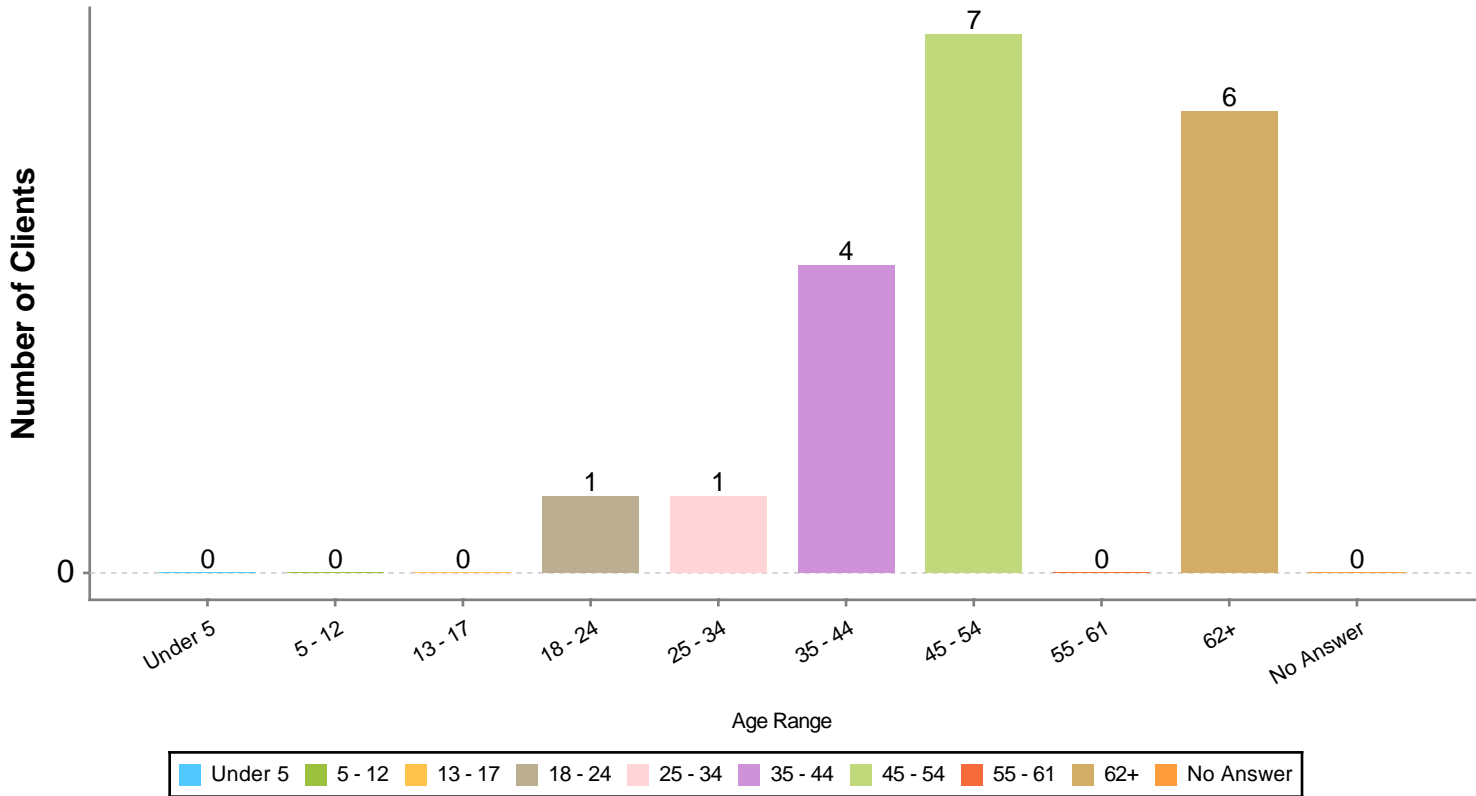
Programs

Street Outreach

[BFHP - Berkeley Food and Housing Project] BFHP-NA-SO-Albany Outreach-Alb

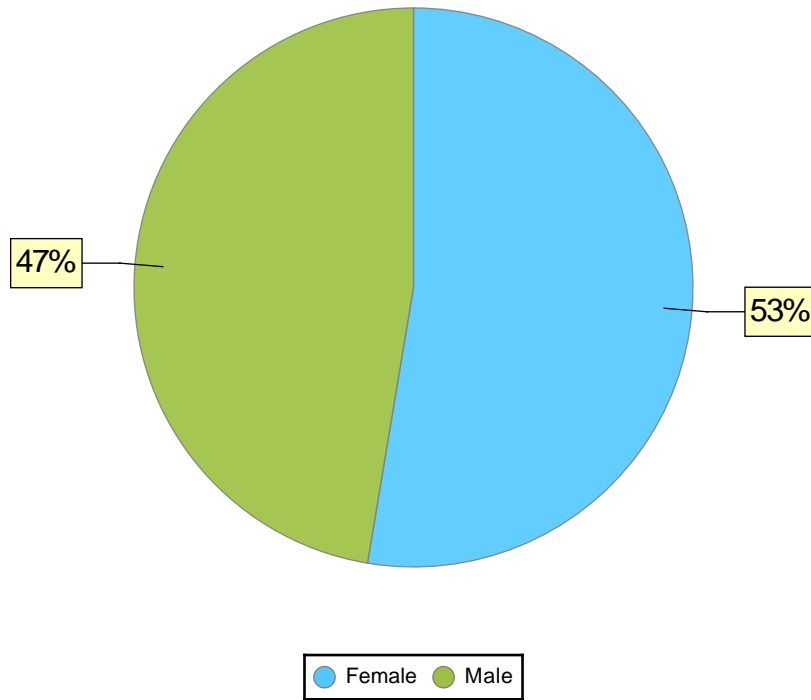
Housing Navigation Client Demographics Report

Client Age Range Chart



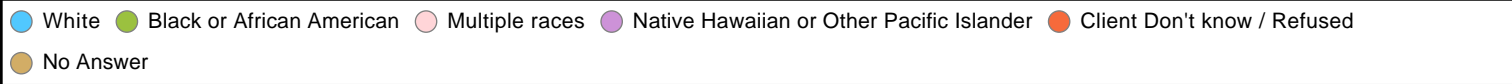
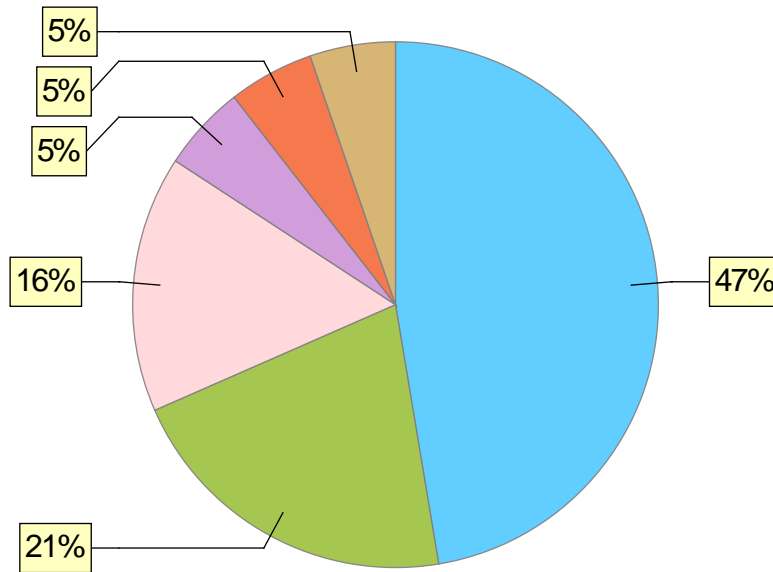
Age Range	# of Clients
Under 5	0
5 - 12	0
13 - 17	0
18 - 24	1
25 - 34	1
35 - 44	4
45 - 54	7
55 - 61	0
62+	6
No Answer	0
Total:	19

Gender



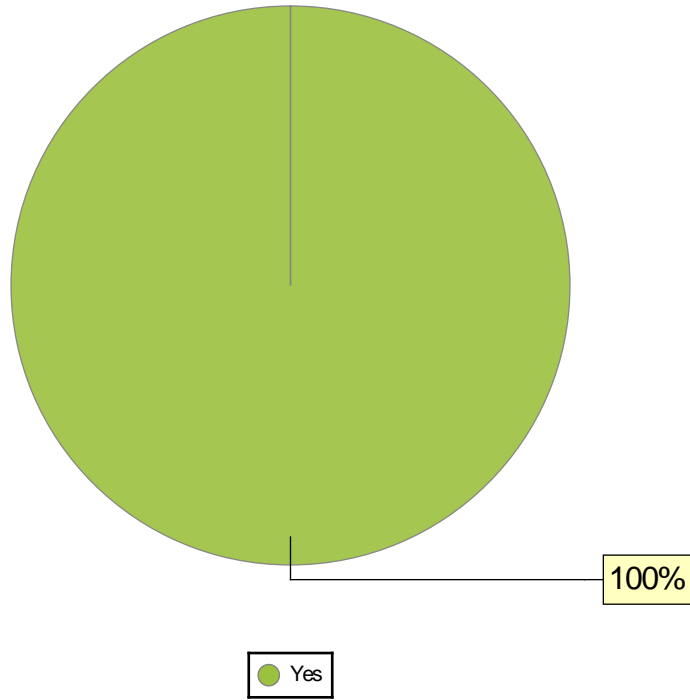
Gender	# of Clients
Female	10
Male	9
Trans Female (MTF or Male to Female)	0
Trans Male (FTM or Female to Male)	0
Gender Non-Conforming (i.e. not exclusively male or female)	0
Client doesn't know	0
Client refused	0
No Answer	0
Total:	19

Race



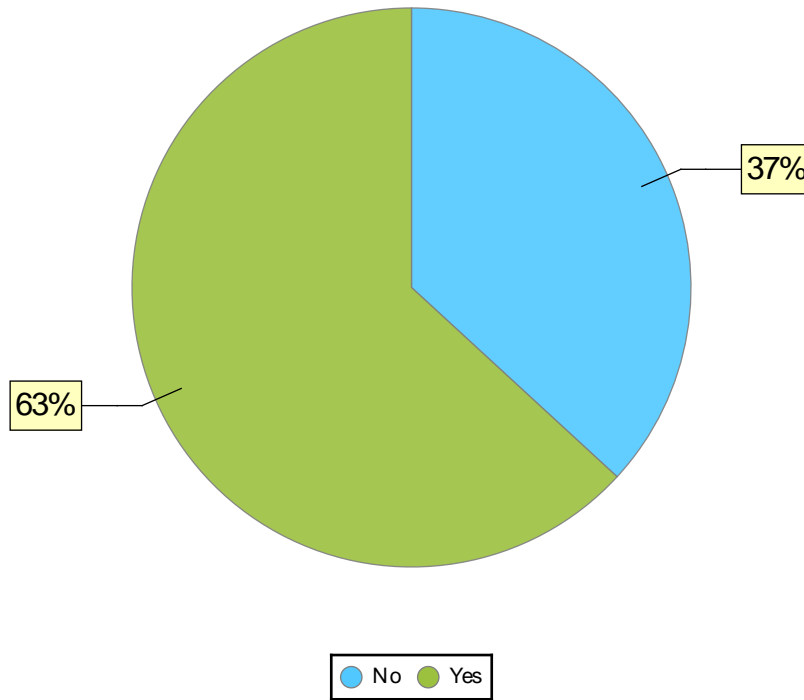
Race Demographic	# of Clients
White	9
Black or African American	4
Asian	0
American Indian or Alaska Native	0
Multiple races	3
Native Hawaiian or Other Pacific Islander	1
Client Don't know / Refused	1
No Answer	1
Total:	19

Disabled Demographic (Adults & HoHH) Chart



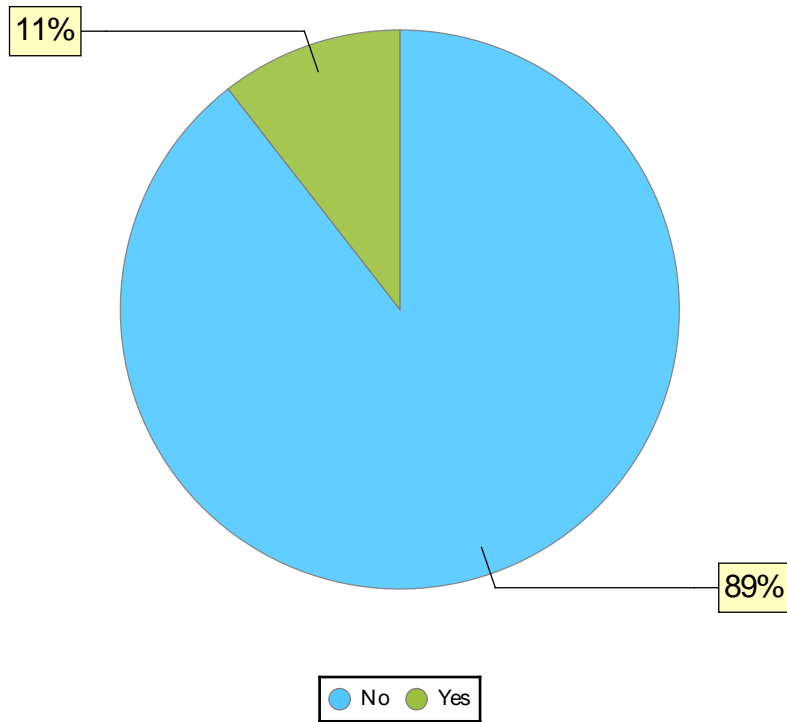
Disabled Demographic (Adults & HoHH)	# of Clients
No	0
Yes	19
Client doesn't know	0
Client refused	0
No Answer	0
Total:	19

Physical Disability Chart



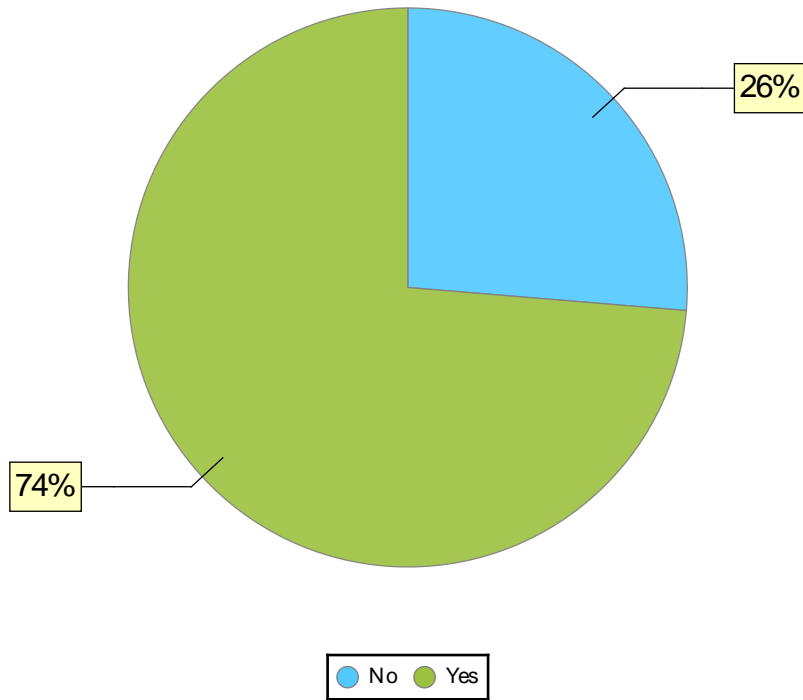
Physical Disability	# of Clients
No	7
Yes	12
Client doesn't know	0
Client refused	0
No Answer	0
Total:	19

Developmental Disability Chart



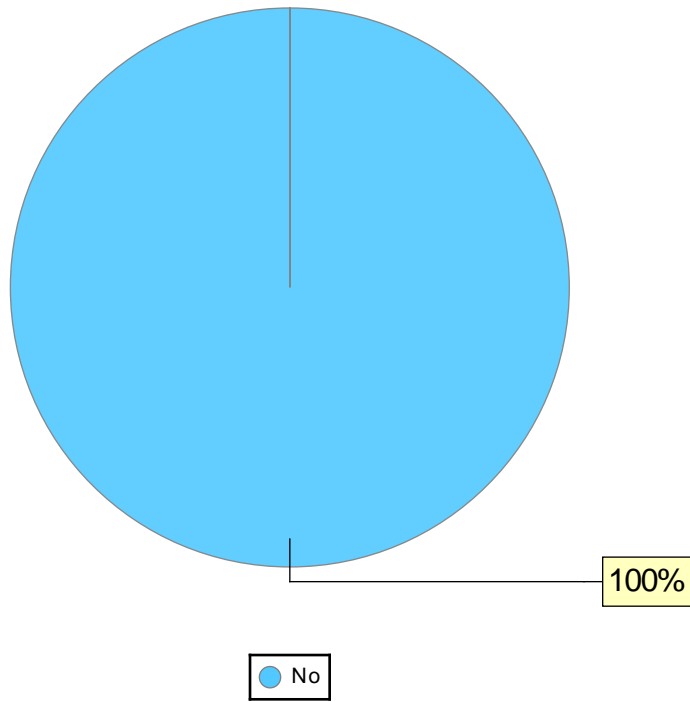
Developmental Disability	# of Clients
No	17
Yes	2
Client doesn't know	0
Client refused	0
No Answer	0
Total:	19

Chronic Health Condition Chart



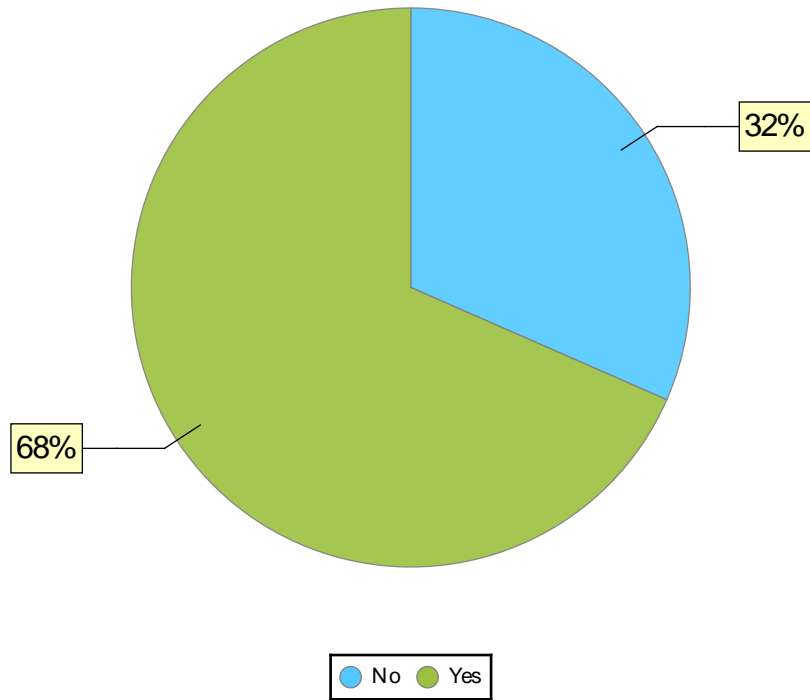
Chronic Health Condition	# of Clients
No	5
Yes	14
Client doesn't know	0
Client refused	0
No Answer	0
Total:	19

HIV/AIDS Chart



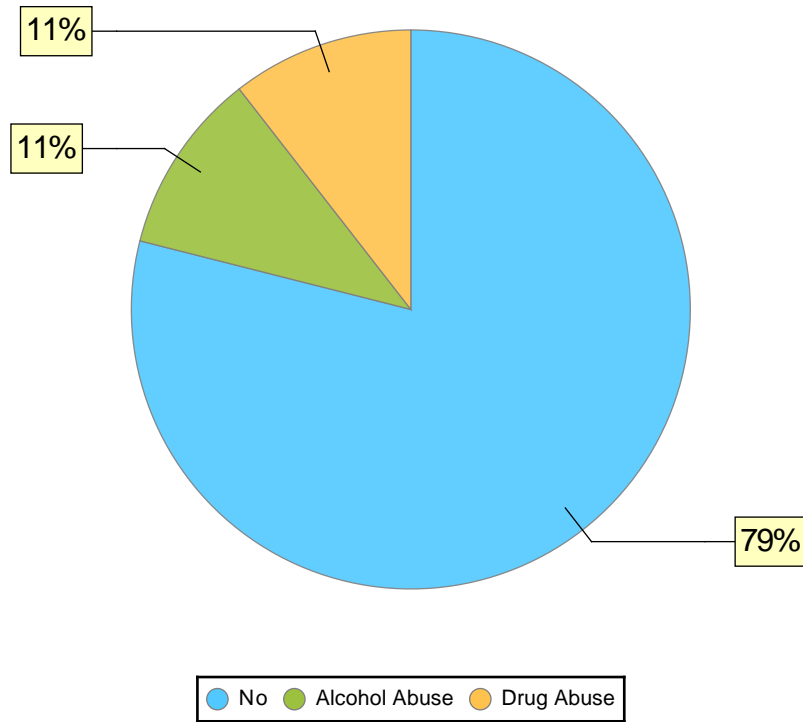
HIV/AIDS	# of Clients
No	19
Yes	0
Client doesn't know	0
Client refused	0
No Answer	0
Total:	19

Mental Health Problem Chart



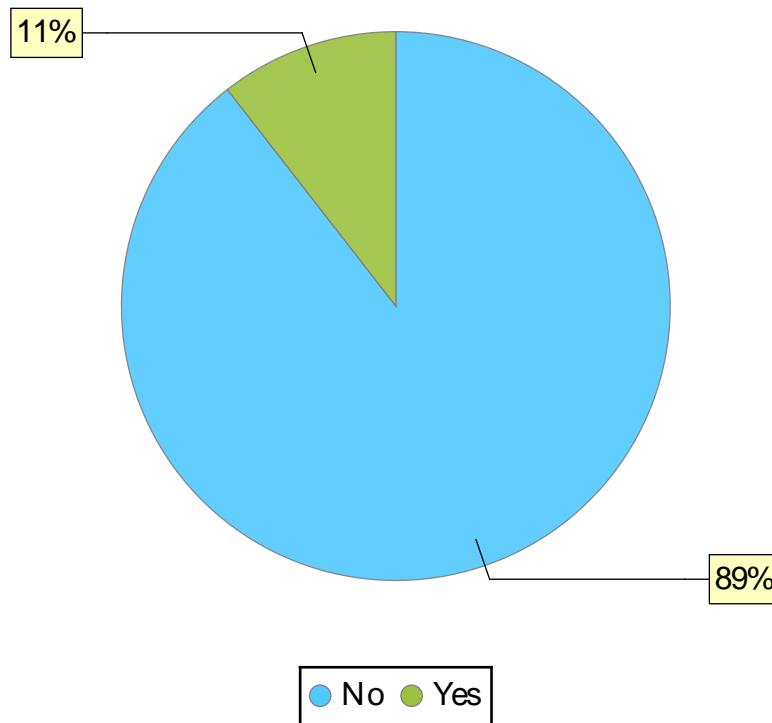
Mental Health Problem	# of Clients
No	6
Yes	13
Client doesn't know	0
Client refused	0
No Answer	0
Total:	19

Substance Abuse Chart



Substance Abuse	# of Clients
No	15
Alcohol Abuse	2
Drug Abuse	2
Both Alcohol and Drug Abuse	0
Client doesn't know	0
Client refused	0
No Answer	0
Total:	19

Chronic Homeless Demographic (Adults & HoH) Chart



Chronic Homeless (Adults & HoH)	# of Clients
No	17
Yes	2
Client Entering From the Streets, ES, or Safe Haven	# of Clients
No	17
Yes	2
Approximate Date Started	# of Clients
365 Days or More	10
Less Than 365 Days	7
Missing	0
Not applicable	2
Times Homeless in the Past Three Years	# of Clients
One Time	9
Two Times	1
Three Times	1
Four or more times	6
Client doesn't know	0

Client Demographics Report

CA-502 Alameda County/Oakland

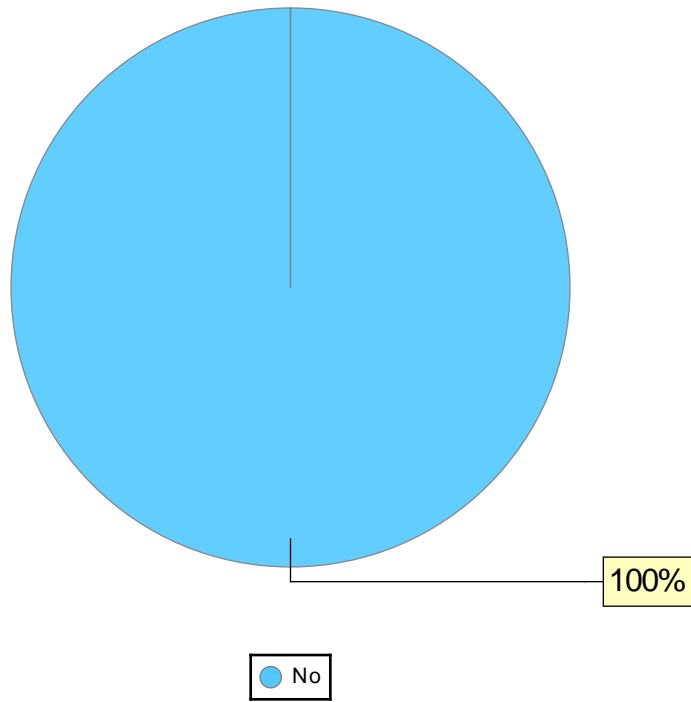
Date Range: 07/01/2019 AND 09/30/2019

Veteran: All

Client Project Stays: All active

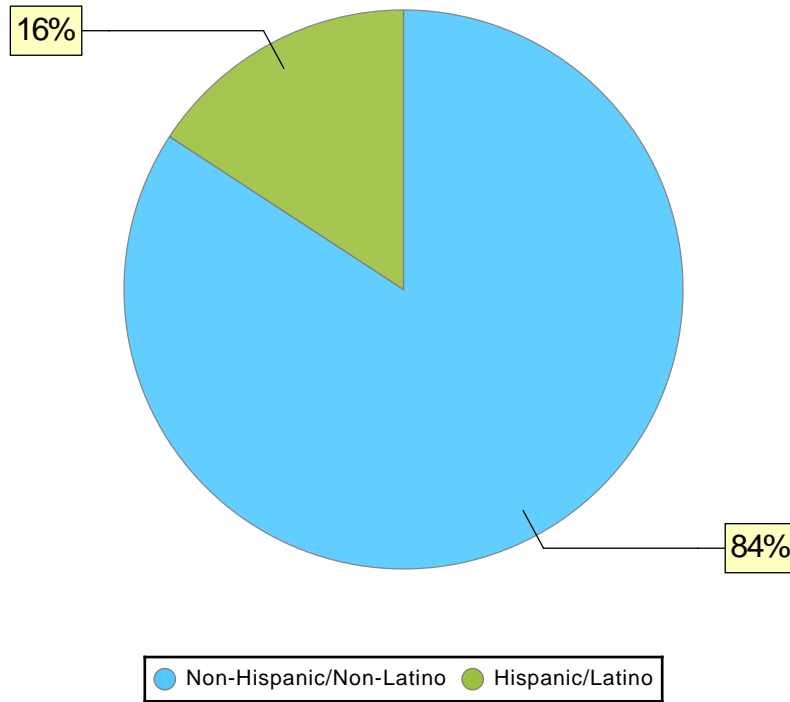
Times Homeless in the Past Three Years	# of Clients
Client refused	0
No Answer	2
Total Months Homeless in the Past Three years	# of Clients
One month (this time is the first month)	0
Two Months	2
Three Months	0
Four Months	1
Five Months	1
Six Months	1
Seven Months	1
Eight Months	0
Nine Months	0
Ten Months	0
Eleven Months	0
Twelve Months	0
More than 12 Months	11
Client doesn't know	0
Client refused	0
No Answer	0
Not Applicable	2
Total:	19

Veteran Status - Adults Only



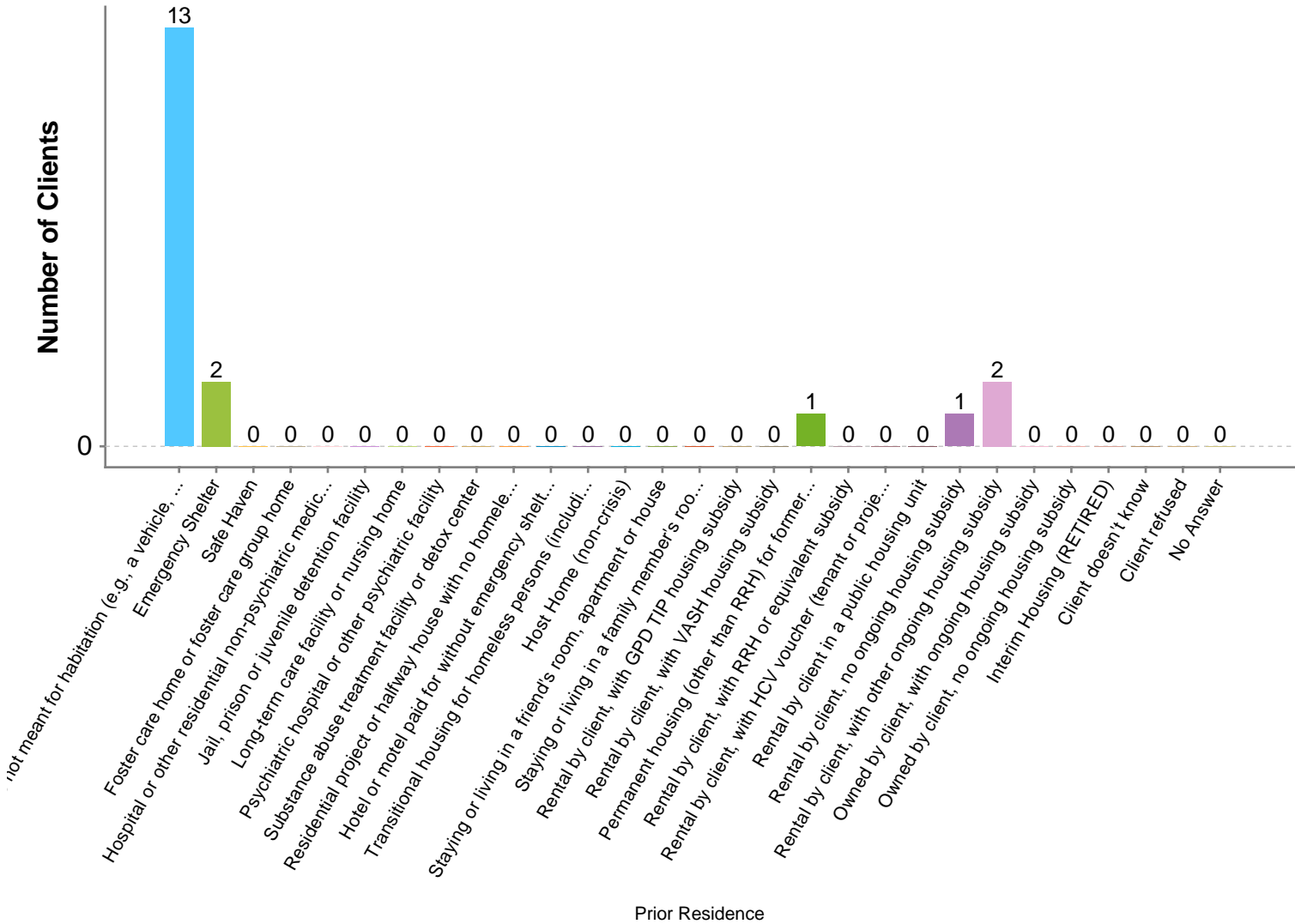
Veteran Demographic	# of Clients
No	19
Yes	0
Client doesn't know	0
Client refused	0
No Answer	0
Total:	19

Hispanic Ethnicity Demographic



Hispanic Ethnicity Demographic	# of Clients
Non-Hispanic/Non-Latino	16
Hispanic/Latino	3
Client doesn't know	0
Client refused	0
No Answer	0
Total:	19

Prior Living Situation (Adults & HoHH) Chart



Place not meant for habitation (e.g., a vehicle, an abandoned building, bus/train/subway station/airport or anywhere outside)	Safe Haven
Emergency shelter, including hotel or motel paid for with emergency shelter voucher, or RHY-funded Host Home shelter	Hospital or other residential non-psychiatric medical facility
Foster care home or foster care group home	Jail, prison or juvenile detention facility
Long-term care facility or nursing home	Psychiatric hospital or other psychiatric facility
Substance abuse treatment facility or detox center	Residential project or halfway house with no homeless criteria
Hotel or motel paid for without emergency shelter voucher	Transitional housing for homeless persons (including homeless youth)
Host Home (non-crisis)	Staying or living in a friend's room, apartment or house
Staying or living in a family member's room, apartment or house	Rental by client, with GPD TIP housing subsidy
Rental by client, with VASH housing subsidy	Permanent housing (other than RRH) for formerly homeless persons
Rental by client, with RRH or equivalent subsidy	Rental by client, with HCV voucher (tenant or project based)
Rental by client in a public housing unit	Rental by client, no ongoing housing subsidy
Rental by client, with other ongoing housing subsidy	Owned by client, with ongoing housing subsidy
Owned by client, no ongoing housing subsidy	Interim Housing (RETIRED)
Client doesn't know	Client refused
No Answer	

Prior Living Situation (Adults & HoHH)	# of Clients
--	--------------

Client Demographics Report

CA-502 Alameda County/Oakland

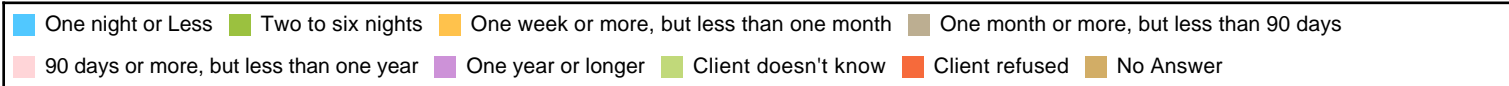
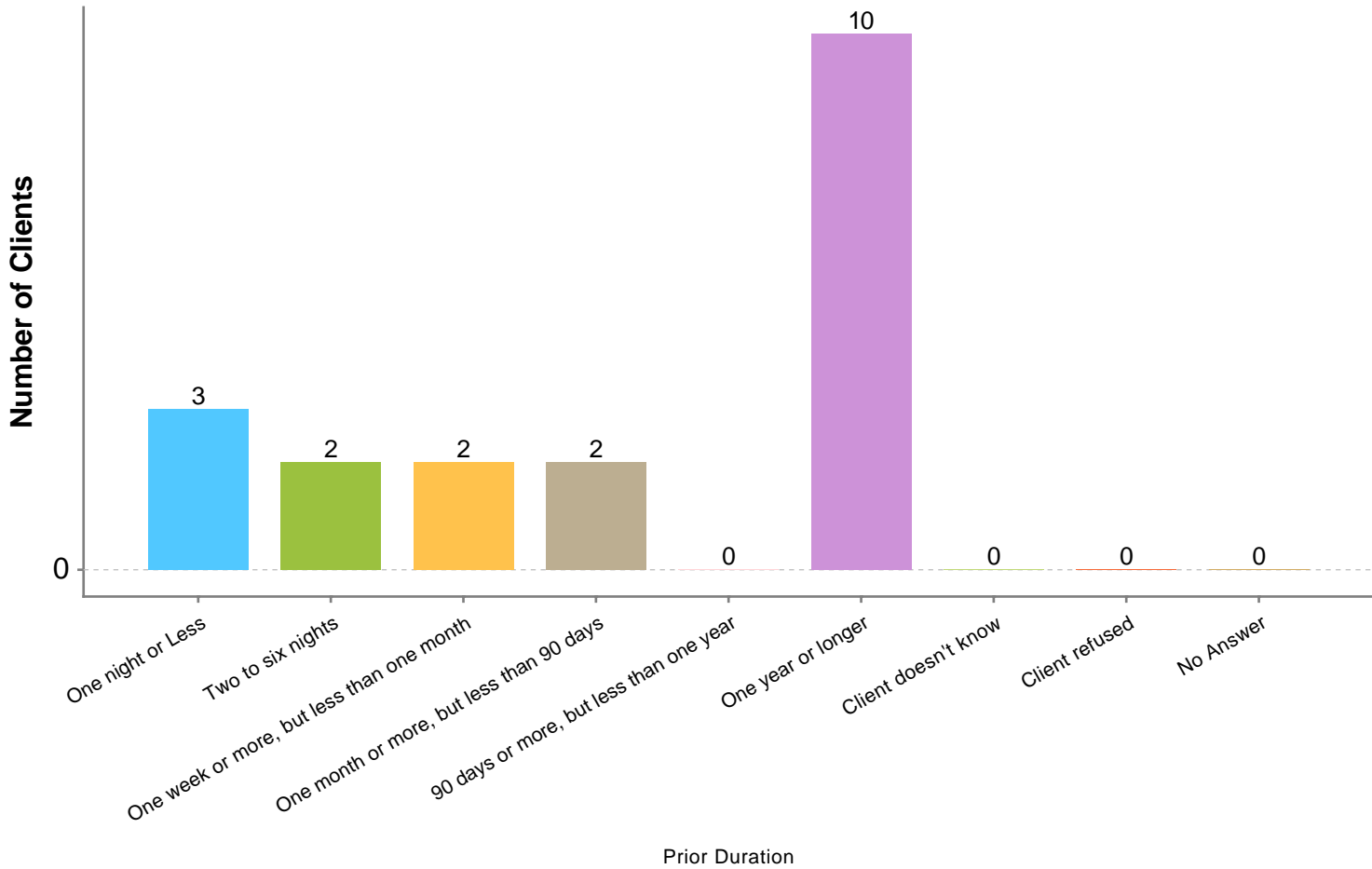
Date Range: 07/01/2019 AND 09/30/2019

Veteran: All

Client Project Stays: All active

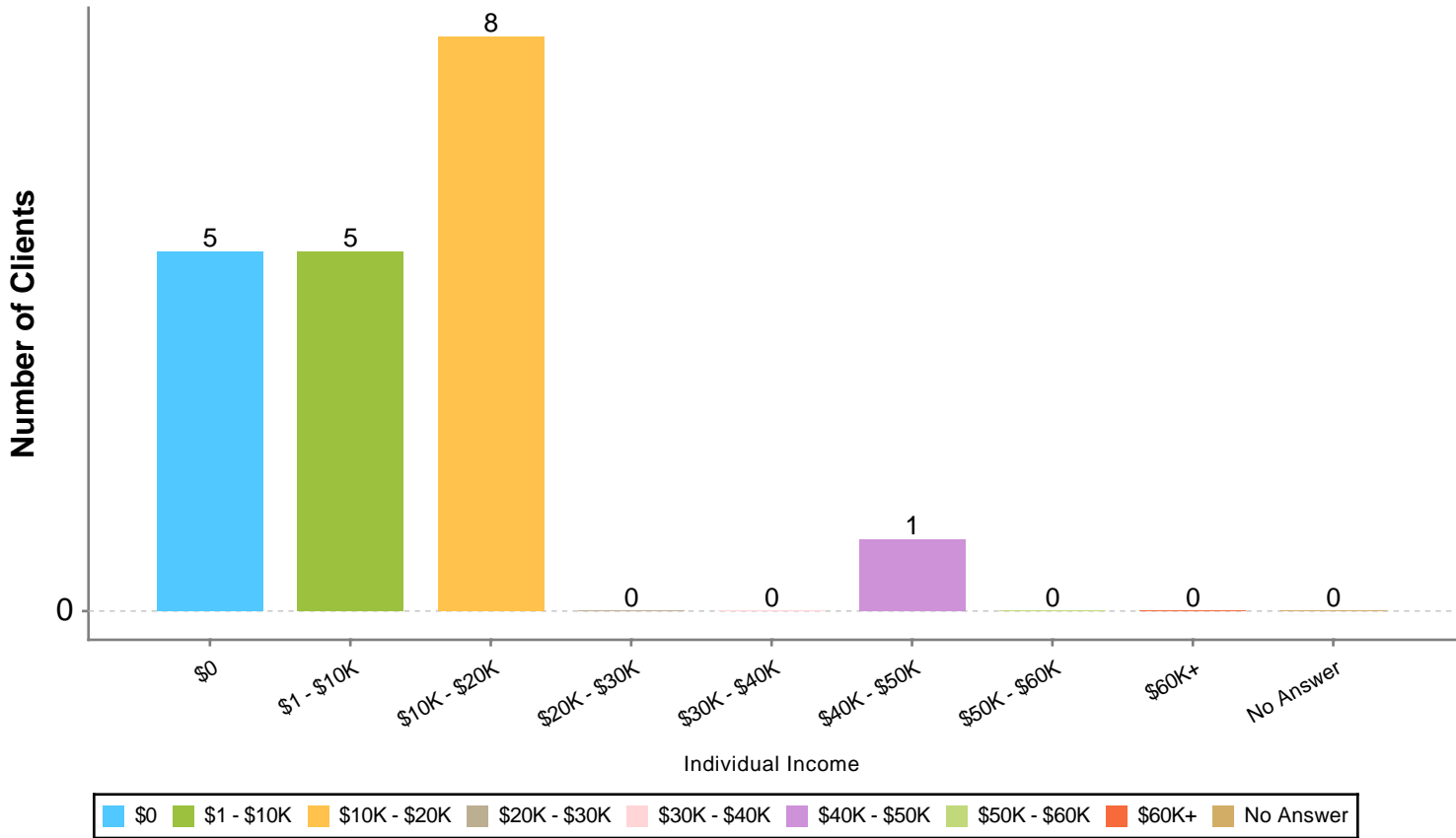
Prior Living Situation (Adults & HoHH)	# of Clients
Place not meant for habitation (e.g., a vehicle, an abandoned building, bus/train/subway station/airport or anywhere outside)	13
Emergency shelter, including hotel or motel paid for with emergency shelter voucher, or RHY-funded Host Home shelter	2
Safe Haven	0
Foster care home or foster care group home	0
Hospital or other residential non-psychiatric medical facility	0
Jail, prison or juvenile detention facility	0
Long-term care facility or nursing home	0
Psychiatric hospital or other psychiatric facility	0
Substance abuse treatment facility or detox center	0
Residential project or halfway house with no homeless criteria	0
Hotel or motel paid for without emergency shelter voucher	0
Transitional housing for homeless persons (including homeless youth)	0
Host Home (non-crisis)	0
Staying or living in a friend's room, apartment or house	0
Staying or living in a family member's room, apartment or house	0
Rental by client, with GPD TIP housing subsidy	0
Rental by client, with VASH housing subsidy	0
Permanent housing (other than RRH) for formerly homeless persons	1
Rental by client, with RRH or equivalent subsidy	0
Rental by client, with HCV voucher (tenant or project based)	0
Rental by client in a public housing unit	0
Rental by client, no ongoing housing subsidy	1
Rental by client, with other ongoing housing subsidy	2
Owned by client, with ongoing housing subsidy	0
Owned by client, no ongoing housing subsidy	0
Interim Housing (RETIRED)	0
Client doesn't know	0
Client refused	0
No Answer	0
Total:	19

Prior Living Duration (Adults & HoHH) Chart



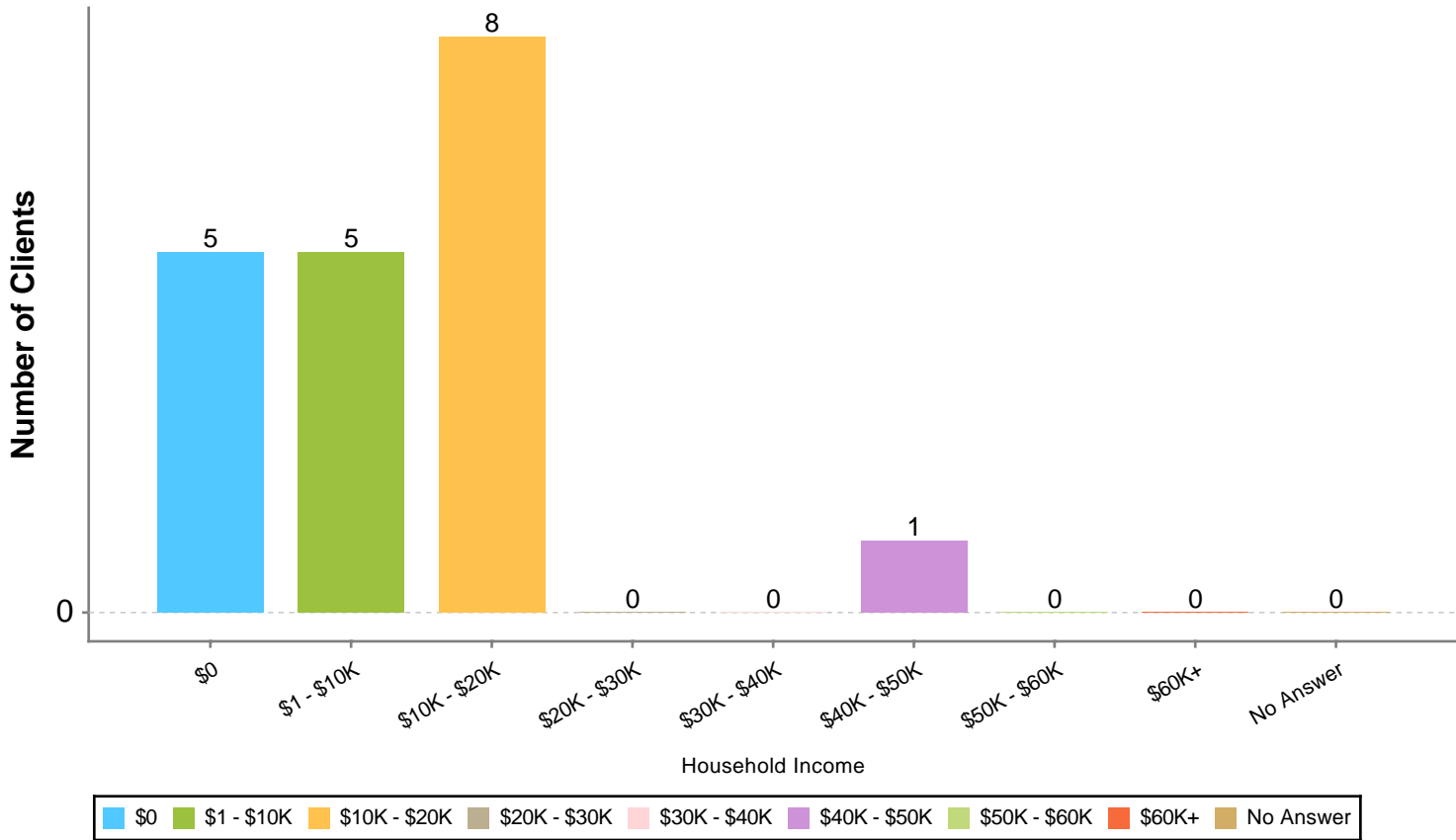
Prior Living Duration (Adults & HoHH)	# of Clients
One night or Less	3
Two to six nights	2
One week or more, but less than one month	2
One month or more, but less than 90 days	2
90 days or more, but less than one year	0
One year or longer	10
Client doesn't know	0
Client refused	0
No Answer	0
Total:	19

Individual Income (Adults & HoHH) Chart



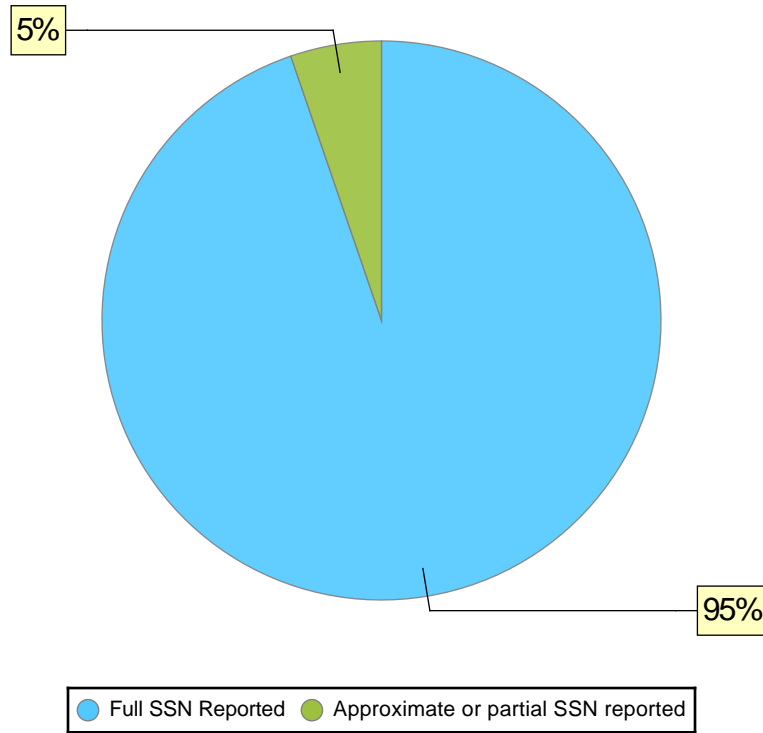
Individual Income (Adults & HoHH)	# of Clients
\$0	5
\$1 - \$10K	5
\$10K - \$20K	8
\$20K - \$30K	0
\$30K - \$40K	0
\$40K - \$50K	1
\$50K - \$60K	0
\$60K+	0
No Answer	0
Total:	19

Household Income Chart



Household Income	# of Clients
\$0	5
\$1 - \$10K	5
\$10K - \$20K	8
\$20K - \$30K	0
\$30K - \$40K	0
\$40K - \$50K	1
\$50K - \$60K	0
\$60K+	0
No Answer	0
Total:	19

SSN Validity Chart



SSN Validity	# of Clients
Full SSN Reported	18
Approximate or partial SSN reported	1
Client doesn't know	0
Client refused	0
No Answer	0
Total:	19

Client Demographics Report

CA-502 Alameda County/Oakland

Date Range: 07/01/2019 AND 09/30/2019

Veteran: All

Client Project Stays: All active

Programs

Services Only

[BFHP - Berkeley Food and Housing Project] BFHP-NA-SSO-Albany Housing Navigation-Alb