

City of Albany

1000 San Pablo Avenue • Albany, California 94706
(510) 528-5710 • www.albanyca.org

RESOLUTION NO. 2018-136

PASSED AND APPROVED BY THE COUNCIL OF THE CITY OF
ALBANY, the 10th day of December, 2018, by the following votes:

AYES: Council Members Barnes, Maass, Nason, Pilch and Mayor McQuaid

NOES: None

ABSENT: none

ABSTAINED: none

RECUSED: none

WITNESS MY HAND AND THE SEAL OF THE CITY OF ALBANY, this
11th day of December, 2018.

Eileen Harrington
DEPUTY CITY CLERK



REGISTRAR OF VOTERS

ALAMEDA COUNTY • CALIFORNIA

TIM DUPUIS
REGISTRAR OF VOTERS

CYNTHIA CORNEJO
DEPUTY REGISTRAR OF VOTERS

December 6, 2018

Anne Hsu, Interim City Clerk
City of Albany
1000 San Pablo Avenue
Albany, CA 94706

Dear Ms. Hsu:

Enclosed is the Certificate of Election Results and a copy of the Official Canvass for the City of Albany at the General Election held on Tuesday, November 6, 2018.

If you have any questions, please contact me at (510) 272-6933.

Sincerely,


Tim Dupuis
Registrar of Voters
Alameda County

Enclosures

STATE OF CALIFORNIA }
COUNTY OF ALAMEDA } ss.

I, **TIM DUPUIS**, Registrar of Voters for the County of Alameda, State of California, having canvassed the returns of all votes cast in the **City of Albany** at the General Election held on Tuesday, **November 6, 2018**, do hereby certify the following to be a full, true and correct Statement of the Results of all the votes cast, to which this certificate is attached, at said election for each candidate in the **City of Albany** for the office of **City Council Member**.

I hereby set my hand and my official seal this **6th** day of **December 2018**.



A handwritten signature in black ink, appearing to read "Tim Dupuis", written in a cursive style.

TIM DUPUIS
Registrar of Voters
Alameda County
State of California

GENERAL ELECTION


NON-PARTISAN MEMBERS, CITY COUNCIL - ALBANY

	Registration	Ballots Cast	Turnout (%)	MEMBERS, CITY COUNCIL - ALBANY ROCHELLE NASON	PEGGY MCQUAID	PRESTON JORDAN	Under Vote	Over Vote							
260100 - Vote by Mail Reporting	990	505	51.01	226	190	211	366	2							
260100 - Election Day Reporting	990	201	20.30	73	70	78	183	0							
260300 - Vote by Mail Reporting	1214	676	55.68	333	383	271	360	2							
260300 - Election Day Reporting	1214	245	20.18	110	118	103	158	0							
260400 - Vote by Mail Reporting	726	388	53.44	172	196	178	229	0							
260400 - Election Day Reporting	726	168	23.14	75	84	72	105	0							
260610 - Vote by Mail Reporting	802	437	54.49	215	196	206	252	2							
260610 - Election Day Reporting	802	130	16.21	47	51	56	104	0							
260800 - Vote by Mail Reporting	865	472	54.57	218	245	219	265	0							
260800 - Election Day Reporting	865	186	21.50	65	90	84	130	0							
260900 - Vote by Mail Reporting	876	493	56.28	226	265	236	247	0							
260900 - Election Day Reporting	876	206	23.52	86	104	97	120	4							
261000 - Vote by Mail Reporting	890	532	59.78	237	298	274	255	2							
261000 - Election Day Reporting	890	215	24.16	95	130	114	91	0							
261300 - Vote by Mail Reporting	980	574	58.57	267	292	276	299	6							
261300 - Election Day Reporting	980	208	21.22	81	102	109	120	0							
261400 - Vote by Mail Reporting	710	386	54.37	191	210	181	181	2							
261400 - Election Day Reporting	710	172	24.23	75	79	59	127	2							
261600 - Vote by Mail Reporting	895	519	57.99	247	284	253	252	2							
261600 - Election Day Reporting	895	194	21.68	88	99	88	115	0							
261700 - Vote by Mail Reporting	730	402	55.07	217	237	154	187	0							
261700 - Election Day Reporting	730	182	24.93	87	104	90	80	2							
262000 - Vote by Mail Reporting	921	610	66.23	345	374	265	224	6							
262000 - Election Day Reporting	921	180	19.54	85	103	81	87	2							
262100 - Vote by Mail Reporting	777	501	64.48	287	310	188	219	0							
262100 - Election Day Reporting	777	166	21.36	97	102	66	65	0							
Vote by Mail Reporting Totals	11376	6495	57.09	3181	3480	2912	3336	24							
Election Day Reporting Totals	11376	2453	21.56	1064	1236	1097	1485	10							
District Totals - Absentee															
District Grand Totals															
13th Congressional District	11376	8948	78.66	4245	4716	4009	4821	34							
9th State Senatorial District	11376	8948	78.66	4245	4716	4009	4821	34							
15th Assembly District	11376	8948	78.66	4245	4716	4009	4821	34							
2nd Dist, Board of Equalization	11376	8948	78.66	4245	4716	4009	4821	34							
5th Supervisorial District	11376	8948	78.66	4245	4716	4009	4821	34							
ALAMEDA	11376	8948	78.66	4245	4716	4009	4821	34							
City of Albany	11376	8948	78.66	4245	4716	4009	4821	34							
Grand Totals	11376	8948	78.66	4245	4716	4009	4821	34							

STATE OF CALIFORNIA }
COUNTY OF ALAMEDA } ss.

I, **TIM DUPUIS**, Registrar of Voters for the County of Alameda, State of California, having canvassed the returns of all votes cast in the **City of Albany** at the General Election held on Tuesday, **November 6, 2018**, do hereby certify the following to be a full, true and correct Statement of the Results of all the votes cast, to which this certificate is attached, at said election for each candidate in the **City of Albany** for the office of **Board of Education Member**.

I hereby set my hand and my official seal this **6th** day of **December 2018**.



A handwritten signature in black ink, appearing to read "Tim Dupuis", written over a horizontal line.

TIM DUPUIS
Registrar of Voters
Alameda County
State of California

GENERAL ELECTION


NON-PARTISAN MEMBERS, BOARD OF EDUCATION - ALBANY

	Registration	Ballots Cast	Turnout (%)	MEMBERS, BOARD OF EDUCATION ROSS STAPLETON-GRAY	CLEMENTINA DURÓN	CHARLES BLANCHARD	BRIAN L. DOSS	SARA HINKLEY	Under Vote	Over Vote					
260100 - Vote by Mail Reporting	890	505	51.01	111	266	125	151	264	586	0					
260100 - Election Day Reporting	990	201	20.30	30	100	29	61	99	288	0					
260300 - Vote by Mail Reporting	1214	676	55.68	195	378	186	241	398	621	3					
260300 - Election Day Reporting	1214	245	20.18	50	130	54	83	139	276	3					
260400 - Vote by Mail Reporting	726	388	53.44	95	198	125	128	208	402	6					
260400 - Election Day Reporting	726	168	23.14	48	80	53	46	82	195	0					
260610 - Vote by Mail Reporting	802	437	54.49	140	220	136	135	226	445	3					
260610 - Election Day Reporting	802	130	16.21	34	57	31	32	60	173	0					
260800 - Vote by Mail Reporting	865	472	54.57	145	240	163	149	248	471	3					
260800 - Election Day Reporting	865	186	21.50	47	84	58	60	87	220	0					
260900 - Vote by Mail Reporting	876	493	56.28	152	248	188	156	283	445	0					
260900 - Election Day Reporting	876	206	23.52	50	88	74	71	116	218	0					
261000 - Vote by Mail Reporting	890	532	59.78	157	290	197	195	287	463	9					
261000 - Election Day Reporting	890	215	24.16	57	116	84	84	123	181	0					
261300 - Vote by Mail Reporting	980	574	58.57	147	304	178	220	315	541	9					
261300 - Election Day Reporting	980	208	21.22	44	111	57	70	112	228	0					
261400 - Vote by Mail Reporting	710	386	54.37	122	186	115	123	215	389	3					
261400 - Election Day Reporting	710	172	24.23	42	70	49	45	90	216	3					
261600 - Vote by Mail Reporting	895	519	57.99	123	293	174	183	303	481	0					
261600 - Election Day Reporting	895	194	21.68	53	92	62	67	94	217	0					
261700 - Vote by Mail Reporting	730	402	55.07	126	194	163	124	216	371	0					
261700 - Election Day Reporting	730	182	24.93	58	89	61	72	108	156	0					
262000 - Vote by Mail Reporting	921	610	66.23	158	333	248	267	381	435	0					
262000 - Election Day Reporting	921	180	19.54	46	97	54	79	110	151	0					
262100 - Vote by Mail Reporting	777	501	64.48	149	247	207	186	271	446	0					
262100 - Election Day Reporting	777	166	21.36	59	74	69	64	87	139	3					
Vote by Mail Reporting Totals	11376	6495	57.09	1820	3387	2205	2258	3615	6096	36					
Election Day Reporting Totals	11376	2453	21.56	618	1188	735	834	1307	2658	9					
District Totals - Absentee															
District Grand Totals															
13th Congressional District	11376	8948	78.66	2438	4575	2940	3092	4922	8754	45					
9th State Senatorial District	11376	8948	78.66	2438	4575	2940	3092	4922	8754	45					
15th Assembly District	11376	8948	78.66	2438	4575	2940	3092	4922	8754	45					
2nd Dist, Board of Equalization	11376	8948	78.66	2438	4575	2940	3092	4922	8754	45					
5th Supervisorial District	11376	8948	78.66	2438	4575	2940	3092	4922	8754	45					
ALAMEDA	11376	8948	78.66	2438	4575	2940	3092	4922	8754	45					
City of Albany	11376	8948	78.66	2438	4575	2940	3092	4922	8754	45					
Grand Totals	11376	8948	78.66	2438	4575	2940	3092	4922	8754	45					

STATE OF CALIFORNIA }
COUNTY OF ALAMEDA } ss.

I, **TIM DUPUIS**, Registrar of Voters for the County of Alameda, State of California, having canvassed the returns of all votes cast in the **City of Albany** at the General Election held on Tuesday, **November 6, 2018**, do hereby certify the following to be a full, true and correct Statement of the Results of all the votes cast, to which this certificate is attached, at said election for and against **Measure L**.

I hereby set my hand and my official seal this **6th day of December 2018**.




A handwritten signature in black ink, appearing to read "Tim Dupuis", written over a horizontal line.

TIM DUPUIS
Registrar of Voters
Alameda County
State of California

STATE OF CALIFORNIA }
COUNTY OF ALAMEDA } ss.

I, **TIM DUPUIS**, Registrar of Voters for the County of Alameda, State of California, having canvassed the returns of all votes cast in the **City of Albany** at the General Election held on Tuesday, **November 6, 2018**, do hereby certify the following to be a full, true and correct Statement of the Results of all the votes cast, to which this certificate is attached, at said election for and against **Measure M**.

I hereby set my hand and my official seal this **6th day of December 2018**.



A handwritten signature in black ink, appearing to read 'Tim Dupuis', written in a cursive style.

TIM DUPUIS
Registrar of Voters
Alameda County
State of California

GENERAL ELECTION


CITY OF ALBANY

	Registration	Ballots Cast	Turnout (%)	MEASURE L - CITY OF ALBANY				MEASURE M - CITY OF ALBANY							
				YES	NO	Under Vote	Over Vote	YES	NO	Under Vote	Over Vote				
260100 - Vote by Mail Reporting	990	505	51.01	384	79	33	0	400	65	31	0				
260100 - Election Day Reporting	980	201	20.30	148	32	24	0	152	24	28	0				
260300 - Vote by Mail Reporting	1214	676	55.68	499	135	38	2	474	166	32	0				
260300 - Election Day Reporting	1214	245	20.18	182	43	20	0	168	57	20	0				
260400 - Vote by Mail Reporting	726	388	53.44	267	97	22	0	271	87	28	0				
260400 - Election Day Reporting	726	168	23.14	122	34	12	0	117	35	16	0				
260610 - Vote by Mail Reporting	802	437	54.49	318	101	16	0	277	131	27	0				
260610 - Election Day Reporting	802	130	16.21	91	28	10	0	74	39	16	0				
260800 - Vote by Mail Reporting	865	472	54.57	353	96	22	0	330	110	31	0				
260800 - Election Day Reporting	865	186	21.50	130	35	21	0	128	37	21	0				
260900 - Vote by Mail Reporting	876	493	56.28	396	76	20	1	349	118	26	0				
260900 - Election Day Reporting	876	206	23.52	155	36	15	0	157	36	13	0				
261000 - Vote by Mail Reporting	890	532	59.78	440	72	18	0	409	89	32	0				
261000 - Election Day Reporting	890	215	24.16	174	32	9	0	179	30	6	0				
261300 - Vote by Mail Reporting	980	574	58.57	429	112	27	2	420	119	31	0				
261300 - Election Day Reporting	980	208	21.22	148	42	18	0	143	45	20	0				
261400 - Vote by Mail Reporting	710	386	54.37	281	84	18	2	262	100	23	0				
261400 - Election Day Reporting	710	172	24.23	131	24	17	0	130	24	18	0				
261600 - Vote by Mail Reporting	895	519	57.99	411	80	24	1	383	107	26	0				
261600 - Election Day Reporting	895	194	21.68	154	31	9	0	149	32	13	0				
261700 - Vote by Mail Reporting	730	402	55.07	311	68	18	1	291	87	17	3				
261700 - Election Day Reporting	730	182	24.93	147	27	8	1	133	43	7	0				
262000 - Vote by Mail Reporting	921	610	66.23	480	98	25	2	471	102	31	1				
262000 - Election Day Reporting	921	180	19.54	148	21	10	0	137	30	12	0				
262100 - Vote by Mail Reporting	777	501	64.48	394	83	18	1	371	97	27	1				
262100 - Election Day Reporting	777	166	21.36	126	30	9	0	114	39	12	0				
Vote by Mail Reporting Totals	11376	6495	57.09	4963	1181	297	12	4708	1378	362	5				
Election Day Reporting Totals	11376	2453	21.56	1856	415	182	1	1781	471	202	0				
District Totals - Absentee															
District Grand Totals															
13th Congressional District	11376	8948	78.66	6819	1596	479	13	6489	1849	564	5				
9th State Senatorial District	11376	8948	78.66	6819	1596	479	13	6489	1849	564	5				
15th Assembly District	11376	8948	78.66	6819	1596	479	13	6489	1849	564	5				
2nd Dist, Board of Equalization	11376	8948	78.66	6819	1596	479	13	6489	1849	564	5				
5th Supervisorial District	11376	8948	78.66	6819	1596	479	13	6489	1849	564	5				
ALAMEDA	11376	8948	78.66	6819	1596	479	13	6489	1849	564	5				
City of Albany	11376	8948	78.66	6819	1596	479	13	6489	1849	564	5				
Grand Totals	11376	8948	78.66	6819	1596	479	13	6489	1849	564	5				

STATE OF CALIFORNIA }
COUNTY OF ALAMEDA } ss.

I, **TIM DUPUIS**, Registrar of Voters for the County of Alameda, State of California, having canvassed the returns of all votes cast in the **City of Albany** at the General Election held on Tuesday, **November 6, 2018**, do hereby certify the following to be a full, true and correct Statement of the Results of all the votes cast, to which this certificate is attached, at said election for and against **Measure N**.

I hereby set my hand and my official seal this **6th** day of **December 2018**.



A handwritten signature in black ink, appearing to read 'Tim Dupuis', written in a cursive style.

TIM DUPUIS
Registrar of Voters
Alameda County
State of California

GENERAL ELECTION

NON-PARTISAN MEASURE N - CITY OF ALBANY

	Registration	Ballots Cast	Turnout (%)	MEASURE N - CITY OF ALBANY		Under Vote	Over Vote								
				YES	NO										
260100 - Vote by Mail Reporting	990	505	51.01	271	133	92	0								
260100 - Election Day Reporting	990	201	20.30	87	53	64	0								
260300 - Vote by Mail Reporting	1214	676	55.68	377	172	123	0								
260300 - Election Day Reporting	1214	245	20.18	122	64	59	0								
260400 - Vote by Mail Reporting	726	388	53.44	230	83	73	0								
260400 - Election Day Reporting	726	168	23.14	88	40	40	0								
260610 - Vote by Mail Reporting	802	437	54.49	244	115	76	0								
260610 - Election Day Reporting	802	130	16.21	61	34	34	0								
260800 - Vote by Mail Reporting	865	472	54.57	272	108	91	0								
260800 - Election Day Reporting	865	186	21.50	101	38	47	0								
260900 - Vote by Mail Reporting	876	493	56.28	313	98	82	0								
260900 - Election Day Reporting	876	206	23.52	123	40	43	0								
261000 - Vote by Mail Reporting	890	532	59.78	369	84	77	0								
261000 - Election Day Reporting	890	215	24.16	147	27	41	0								
261300 - Vote by Mail Reporting	980	574	58.57	335	135	100	0								
261300 - Election Day Reporting	980	208	21.22	99	58	51	0								
261400 - Vote by Mail Reporting	710	386	54.37	207	114	64	0								
261400 - Election Day Reporting	710	172	24.23	87	41	44	0								
261600 - Vote by Mail Reporting	895	519	57.99	313	115	88	0								
261600 - Election Day Reporting	895	194	21.68	109	41	44	0								
261700 - Vote by Mail Reporting	730	402	55.07	256	78	64	0								
261700 - Election Day Reporting	730	182	24.93	115	37	31	0								
262000 - Vote by Mail Reporting	921	610	66.23	416	109	80	0								
262000 - Election Day Reporting	921	180	19.54	104	38	37	0								
262100 - Vote by Mail Reporting	777	501	64.48	336	83	77	0								
262100 - Election Day Reporting	777	166	21.36	92	34	39	0								
Vote by Mail Reporting Totals	11376	6495	57.09	3939	1427	1087	0								
Election Day Reporting Totals	11376	2453	21.56	1335	545	574	0								
District Totals - Absentee															
District Grand Totals															
13th Congressional District	11376	8948	78.66	5274	1972	1661	0								
9th State Senatorial District	11376	8948	78.66	5274	1972	1661	0								
15th Assembly District	11376	8948	78.66	5274	1972	1661	0								
2nd Dist, Board of Equalization	11376	8948	78.66	5274	1972	1661	0								
5th Supervisorial District	11376	8948	78.66	5274	1972	1661	0								
ALAMEDA	11376	8948	78.66	5274	1972	1661	0								
City of Albany	11376	8948	78.66	5274	1972	1661	0								
Grand Totals	11376	8948	78.66	5274	1972	1661	0								