

# Albany Energy Usage Summary

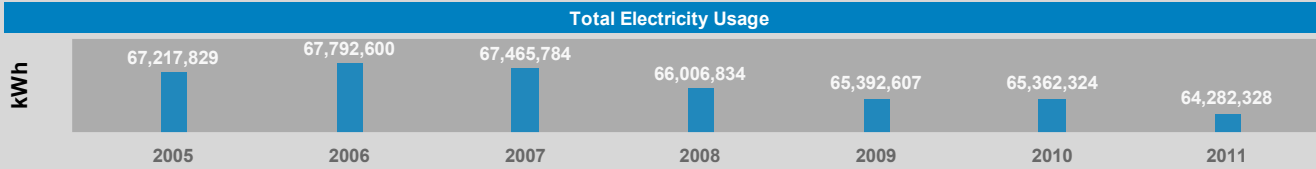

PG&E Usage Summary - 2005 to 2011

Albany represented

**0.1%** of PG&E kWh 2005 to 2011  
**0.1%** of PG&E therms 2005 to 2011  
 usage in the entire PG&E Service Territory

**1,022 MTCO2**  
 avoided since 2006

Albany's Energy Breakdown in Btu



## Electricity Usage

**Down by 4.4%**

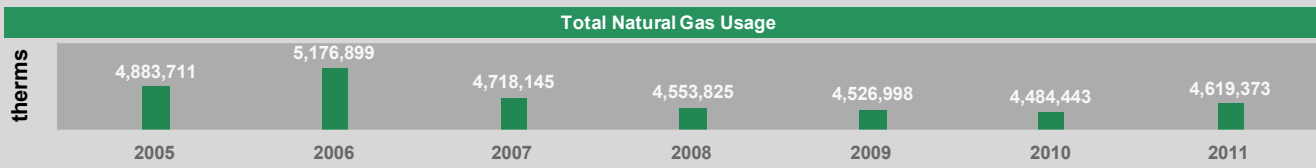
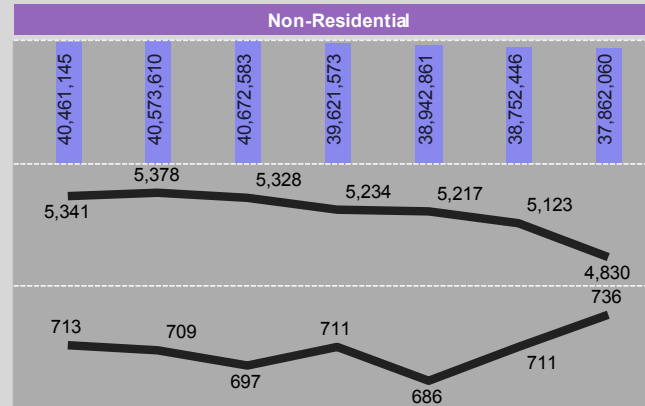
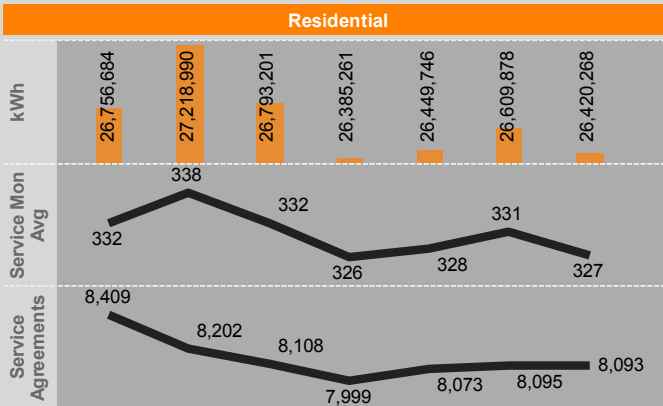
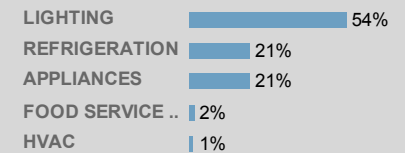
from 2005 to 2011

Sector Breakdown



**2,837,000 kWh avoided**

since 2006 through



## Natural Gas Usage

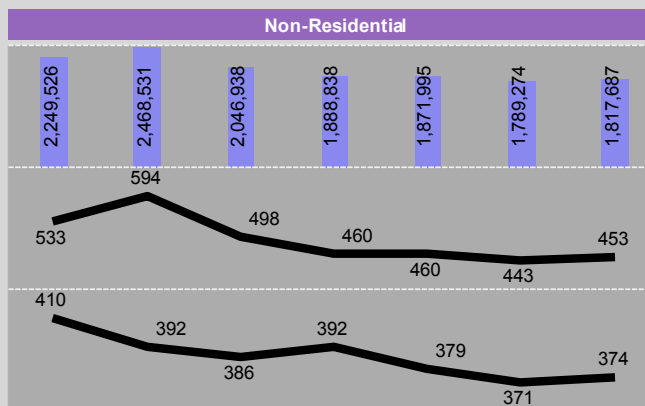
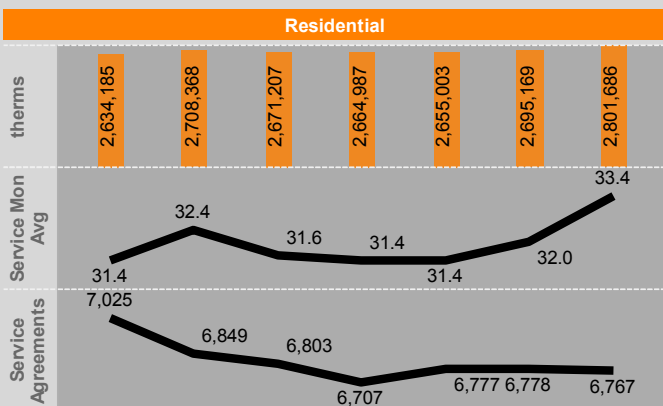
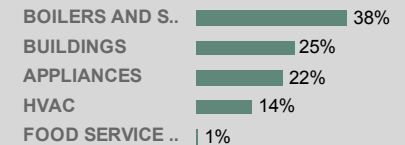
**Down by 5.4%**

from 2005 to 2011



**56,000 therms avoided**

since 2006 through



This information and data provided 'as is' and subject to no representation or warranty of any kind, including but not limited to accuracy, methodology, and calculation.