

1                                   **RESOLUTION NO. 2016-88**  
2   **A RESOLUTION OF THE ALBANY CITY COUNCIL, COUNTY OF ALAMEDA,**  
3   **STATE OF CALIFORNIA, DECLARING THE RESULTS OF THE GENERAL**  
4   **MUNICIPAL ELECTION HELD ON NOVEMBER 8, 2016**

5           **WHEREAS**, a General Municipal Election was held and conducted in the City of  
6 Albany, County of Alameda, State of California, on November 8, 2016, as required by  
7 law; and

8           **WHEREAS**, it appears that notice of said election was duly and legally given,  
9 that voting precincts were properly established, that election officials were appointed and  
10 election supplies furnished, and that in all respects said election was held and conducted,  
11 and the votes cast thereat received and canvassed and the returns thereof made and  
12 declared in the time, form and manner required by law; and

13           **WHEREAS**, the City Council of the City of Albany met at the Council Chambers  
14 of the City Council on Monday, December 5, 2016 to canvass the returns of said election,  
15 as a result of which the City Council finds the number of votes cast, the names of the  
16 persons voted for, and other matters required by law to be as hereinafter stated.

17           **NOW, THEREFORE, THE COUNCIL OF THE CITY OF ALBANY DOES**  
18 **HEREBY RESOLVE AS FOLLOWS:**

19           That said Municipal Election was held and conducted in the City of Albany on  
20 Tuesday, November 8, 2016, at the time and in the form and manner as required by law.

21           That there were thirteen (13) precincts, which said precincts were established for  
22 the purpose of holding said election, being regular election precincts and that all of said  
23 precincts are the same as those established as of record of the Board of Supervisors of the  
24 County of Alameda for holding regular State and County elections.  
25  
26  
27  
28  
29

1           That the whole number of votes cast in the City of Albany was 9,504.

2           That the names of the persons voted for, the offices for this they were voted, the  
3 number of votes given in each precinct to each of said persons, together with the whole  
4 number of votes which they received in the entire City, as included on the attached  
5 Certification from the Alameda County Registrar of Voters.  
6

7           **BE IT FURTHER RESOLVED THAT:**

8           **MICHAEL BARNES** was elected to the Office of Council Member of the City  
9 of Albany for a term of four (4) years; also that  
10

11           **PETER MAASS** was elected to the Office of Council Member of the City of  
12 Albany for a term of four (4) years; also that  
13

14           **NICK PILCH** was elected to the Office of Council Member of the City of  
15 Albany for a term of four (4) years; also that  
16

17           **KIM DENTON** was elected to the Office of City Treasurer of the City of Albany  
18 for a term of four (4) years; also that  
19

20           **JACOB CLARK** was elected to the Office of Board Member of the Albany  
21 Unified School District Board of Education for a term of four (4) years; also that  
22

23           **KIM TRUTANE** was elected to the Office of Board Member of the Albany  
24 Unified School District Board of Education for a term of four (4) years; also that  
25

26           **MEASURE N1** on the ballot did receive the required vote, and therefore, was  
27 passed by the voters; and  
28

29           **MEASURE O1** on the ballot did receive the required vote, and therefore, was  
passed by the voters; and


1  
2  
3  
4  
5  
6  
7  
8  
9  
10  
11  
12  
13  
14  
15  
16  
17  
18  
19  
20  
21  
22  
23  
24  
25  
26  
27  
28  
29

**MEASURE P1** on the ballot did receive the required vote, and therefore, was passed by the voters; and

**MEASURE Q1** on the ballot did receive the required vote, and therefore, was passed by the voters.

**MEASURE R1** on the ballot did receive the required vote, and therefore, was passed by the voters; and

**MEASURE S1** on the ballot did not receive the required vote, and therefore, was not passed by the voters.

  
\_\_\_\_\_  
Peter Maass, Mayor



# REGISTRAR OF VOTERS

ALAMEDA COUNTY • CALIFORNIA

TIM DUPUIS  
REGISTRAR OF VOTERS

CYNTHIA CORNEJO  
DEPUTY REGISTRAR OF VOTERS

November 23, 2016

Nicole Almaguer, City Clerk  
City of Albany  
1000 San Pablo Avenue  
Albany, CA 94706

Dear Ms. Almaguer:

Enclosed is the Certificate of Election Results and a copy of the Official Canvass for the City of Albany at the General Election held on Tuesday, November 8, 2016.

If you have any questions, please contact me at (510) 272-6933.

Sincerely,


Tim Dupuis  
Registrar of Voters  
Alameda County

Enclosures

STATE OF CALIFORNIA }  
COUNTY OF ALAMEDA } ss.

I, **TIM DUPUIS**, Registrar of Voters for the County of Alameda, State of California, having canvassed the returns of all votes cast in the **City of Albany** at the General Election held on Tuesday, **November 8, 2016**, do hereby certify the following to be a full, true and correct Statement of the Results of all the votes cast, to which this certificate is attached, at said election for each candidate in the **City of Albany** for the office of **City Council Member**.

I hereby set my hand and my official seal this **23<sup>rd</sup>** day of **November 2016**.



A handwritten signature in black ink, appearing to read "Tim Dupuis", written in a cursive style.

**TIM DUPUIS**  
Registrar of Voters  
Alameda County  
State of California

STATE OF CALIFORNIA }  
COUNTY OF ALAMEDA } ss.

I, **TIM DUPUIS**, Registrar of Voters for the County of Alameda, State of California, having canvassed the returns of all votes cast in the **City of Albany** at the General Election held on Tuesday, **November 8, 2016**, do hereby certify the following to be a full, true and correct Statement of the Results of all the votes cast, to which this certificate is attached, at said election for each candidate in the **City of Albany** for the office of **Board of Education Member**.

I hereby set my hand and my official seal this **23<sup>rd</sup>** day of **November 2016**.



**TIM DUPUIS**  
Registrar of Voters  
Alameda County  
State of California

STATE OF CALIFORNIA }  
COUNTY OF ALAMEDA } ss.

I, **TIM DUPUIS**, Registrar of Voters for the County of Alameda, State of California, having canvassed the returns of all votes cast in the **City of Albany** at the General Election held on Tuesday, **November 8, 2016**, do hereby certify the following to be a full, true and correct Statement of the Results of all the votes cast, to which this certificate is attached, at said election for each candidate in the **City of Albany** for the office of **Treasurer**.

I hereby set my hand and my official seal this **23<sup>rd</sup>** day of **November 2016**.





**TIM DUPUIS**  
Registrar of Voters  
Alameda County  
State of California

STATE OF CALIFORNIA }  
                                      } ss.  
COUNTY OF ALAMEDA }

I, **TIM DUPUIS**, Registrar of Voters for the County of Alameda, State of California, having canvassed the returns of all votes cast in the **City of Albany** at the General Election held on Tuesday, **November 8, 2016**, do hereby certify the following to be a full, true and correct Statement of the Results of all the votes cast, to which this certificate is attached, at said election for and against **Measure N1**.

I hereby set my hand and my official seal this **23<sup>rd</sup>** day of **November 2016**.




  
**TIM DUPUIS**  
Registrar of Voters  
Alameda County  
State of California



STATE OF CALIFORNIA }  
COUNTY OF ALAMEDA } ss.

I, **TIM DUPUIS**, Registrar of Voters for the County of Alameda, State of California, having canvassed the returns of all votes cast in the **City of Albany** at the General Election held on Tuesday, **November 8, 2016**, do hereby certify the following to be a full, true and correct Statement of the Results of all the votes cast, to which this certificate is attached, at said election for and against **Measure O1**.

I hereby set my hand and my official seal this **23<sup>rd</sup>** day of **November 2016**.




A handwritten signature in black ink, appearing to read "Tim Dupuis".

**TIM DUPUIS**  
Registrar of Voters  
Alameda County  
State of California

STATE OF CALIFORNIA }  
COUNTY OF ALAMEDA } ss.

I, **TIM DUPUIS**, Registrar of Voters for the County of Alameda, State of California, having canvassed the returns of all votes cast in the **City of Albany** at the General Election held on Tuesday, **November 8, 2016**, do hereby certify the following to be a full, true and correct Statement of the Results of all the votes cast, to which this certificate is attached, at said election for and against **Measure P1**.

I hereby set my hand and my official seal this **23<sup>rd</sup>** day of **November 2016**.




A handwritten signature in black ink, appearing to read "Tim Dupuis", written over a horizontal line.

**TIM DUPUIS**  
Registrar of Voters  
Alameda County  
State of California

STATE OF CALIFORNIA }  
COUNTY OF ALAMEDA } ss.

I, **TIM DUPUIS**, Registrar of Voters for the County of Alameda, State of California, having canvassed the returns of all votes cast in the **City of Albany** at the General Election held on Tuesday, **November 8, 2016**, do hereby certify the following to be a full, true and correct Statement of the Results of all the votes cast, to which this certificate is attached, at said election for and against **Measure Q1**.

I hereby set my hand and my official seal this **23<sup>rd</sup>** day of **November 2016**.




**TIM DUPUIS**  
Registrar of Voters  
Alameda County  
State of California

STATE OF CALIFORNIA }  
COUNTY OF ALAMEDA } ss.

I, **TIM DUPUIS**, Registrar of Voters for the County of Alameda, State of California, having canvassed the returns of all votes cast in the **City of Albany** at the General Election held on Tuesday, **November 8, 2016**, do hereby certify the following to be a full, true and correct Statement of the Results of all the votes cast, to which this certificate is attached, at said election for and against **Measure R1**.

I hereby set my hand and my official seal this **23<sup>rd</sup>** day of **November 2016**.




**TIM DUPUIS**  
Registrar of Voters  
Alameda County  
State of California

STATE OF CALIFORNIA }  
COUNTY OF ALAMEDA } ss.

I, **TIM DUPUIS**, Registrar of Voters for the County of Alameda, State of California, having canvassed the returns of all votes cast in the **City of Albany** at the General Election held on Tuesday, **November 8, 2016**, do hereby certify the following to be a full, true and correct Statement of the Results of all the votes cast, to which this certificate is attached, at said election for and against **Measure S1**.

I hereby set my hand and my official seal this **23<sup>rd</sup>** day of **November 2016**.



**TIM DUPUIS**  
Registrar of Voters  
Alameda County  
State of California

**ALAMEDA COUNTY Statement of Vote  
GENERAL ELECTION**

NON-PARTISAN MEMBERS, CITY COUNCIL - ALBANY												
	Registration	Ballots Cast	Turnout (%)	MEMBERS, CITY COUNCIL - NICK PILCH	PETER MAASS	MICHAEL BARNES	AMBER WHITSON	ERIK GIESEN-FIELDS	Under Vote	Over Vote		
260100 - Vote by Mail Reporting	911	400	43.91	175	175	117	104	119	505	0		
260100 - Election Day Reporting	911	293	32.16	115	93	71	78	86	431	0		
260300 - Vote by Mail Reporting	1260	703	55.79	430	403	298	129	229	601	6		
260300 - Election Day Reporting	1260	335	26.59	170	154	99	84	98	410	0		
260400 - Vote by Mail Reporting	777	382	49.16	216	208	165	82	125	346	0		
260400 - Election Day Reporting	777	227	29.21	125	105	90	47	68	246	0		
260610 - Vote by Mail Reporting	823	460	55.89	239	249	201	89	152	445	3		
260610 - Election Day Reporting	823	148	17.98	62	56	41	35	46	204	0		
260800 - Vote by Mail Reporting	832	445	53.49	252	250	172	73	157	427	0		
260800 - Election Day Reporting	832	223	26.80	113	96	71	41	77	268	0		
260900 - Vote by Mail Reporting	884	464	54.75	313	295	192	75	163	410	3		
260900 - Election Day Reporting	884	274	31.00	155	142	106	46	91	280	0		
261000 - Vote by Mail Reporting	926	523	56.48	341	328	216	69	179	431	0		
261000 - Election Day Reporting	926	295	31.86	197	183	110	44	113	238	0		
261300 - Vote by Mail Reporting	977	539	55.17	294	299	204	100	179	533	3		
261300 - Election Day Reporting	977	267	27.33	132	136	86	53	85	308	0		
261400 - Vote by Mail Reporting	748	363	48.53	206	210	129	64	134	346	0		
261400 - Election Day Reporting	748	246	32.89	123	112	66	60	87	287	3		
261600 - Vote by Mail Reporting	885	519	58.64	305	319	201	101	198	423	6		
261600 - Election Day Reporting	885	243	27.46	121	121	77	45	64	298	0		
261700 - Vote by Mail Reporting	757	395	52.18	241	243	178	55	136	328	0		
261700 - Election Day Reporting	757	239	31.57	130	139	85	39	83	238	3		
262000 - Vote by Mail Reporting	914	607	66.41	374	410	262	95	216	463	0		
262000 - Election Day Reporting	914	207	22.65	127	136	73	24	70	191	0		
262100 - Vote by Mail Reporting	771	495	64.20	315	331	210	88	172	386	3		
262100 - Election Day Reporting	771	192	24.90	115	135	70	26	76	154	0		
Vote by Mail Reporting Totals	11465	6315	55.08	3701	3720	2544	1104	2159	5644	24		
Election Day Reporting Totals	11465	3189	27.82	1685	1608	1045	602	1044	3553	6		
District Totals - Absentee												
District Grand Totals												
13th Congressional District	11465	9504	82.90	5386	5328	3589	1706	3203	9197	30		
9th State Senatorial District	11465	9504	82.90	5386	5328	3589	1706	3203	9197	30		
15th Assembly District	11465	9504	82.90	5386	5328	3589	1706	3203	9197	30		
2nd Dist, Board of Equalization	11465	9504	82.90	5386	5328	3589	1706	3203	9197	30		
5th Supervisorial District	11465	9504	82.90	5386	5328	3589	1706	3203	9197	30		
ALAMEDA	11465	9504	82.90	5386	5328	3589	1706	3203	9197	30		
City of Albany	11465	9504	82.90	5386	5328	3589	1706	3203	9197	30		
Grand Totals	11465	9504	82.90	5386	5328	3589	1706	3203	9197	30		

**ALAMEDA COUNTY Statement of Vote  
GENERAL ELECTION**

CITY OF ALBANY													
	Registration	Ballots Cast	Turnout (%)	MEMBERS, BOARD OF EDUCATION KIM TRUTANE	JACOB CLARK	JON RAJ DESTIN	CLEMENTINA DURON	Under Vote	Over Vote		FOR CITY TREASURER - ALBANY KIM DENTON	Under Vote	Over Vote
260100 - Vote by Mail Reporting	911	400	43.91	84	149	51	174	331	6		221	173	0
260100 - Election Day Reporting	911	293	32.16	65	89	38	138	247	4		172	118	0
260300 - Vote by Mail Reporting	1260	703	55.79	242	265	164	300	417	10		435	263	1
260300 - Election Day Reporting	1260	335	26.59	109	116	74	102	261	2		186	143	0
260400 - Vote by Mail Reporting	777	382	49.16	138	178	69	168	206	4		238	138	0
260400 - Election Day Reporting	777	227	29.21	84	98	38	83	151	0		154	72	0
260610 - Vote by Mail Reporting	823	460	55.89	140	187	96	207	286	4		288	168	0
260610 - Election Day Reporting	823	148	17.98	39	44	24	59	130	0		95	53	0
260800 - Vote by Mail Reporting	832	445	53.49	162	169	73	197	276	12		268	175	0
260800 - Election Day Reporting	832	223	26.80	87	80	33	78	166	0		124	96	0
260900 - Vote by Mail Reporting	884	484	54.75	188	209	96	167	290	20		315	168	0
260900 - Election Day Reporting	884	274	31.00	116	120	50	97	163	2		171	102	0
261000 - Vote by Mail Reporting	926	523	56.48	249	208	101	189	286	10		338	183	0
261000 - Election Day Reporting	926	295	31.86	145	127	55	93	170	0		201	93	0
261300 - Vote by Mail Reporting	977	539	55.17	180	247	75	232	343	0		330	204	0
261300 - Election Day Reporting	977	267	27.33	93	114	32	82	213	0		154	111	0
261400 - Vote by Mail Reporting	748	363	48.53	125	160	69	148	218	6		223	138	0
261400 - Election Day Reporting	748	246	32.89	82	99	40	90	181	0		154	90	0
261600 - Vote by Mail Reporting	885	519	58.64	194	245	83	231	271	10		341	175	0
261600 - Election Day Reporting	885	243	27.46	93	108	37	83	162	0		147	93	0
261700 - Vote by Mail Reporting	757	395	52.18	155	207	82	149	197	0		281	113	0
261700 - Election Day Reporting	757	239	31.57	127	97	31	89	133	0		159	78	0
262000 - Vote by Mail Reporting	914	607	66.41	316	229	131	234	295	6		393	212	0
262000 - Election Day Reporting	914	207	22.65	117	62	50	73	111	0		135	70	0
262100 - Vote by Mail Reporting	771	495	64.20	258	230	87	165	256	4		331	161	0
262100 - Election Day Reporting	771	192	24.90	97	92	28	62	105	0		122	67	0
Vote by Mail Reporting Totals	11465	6315	55.08	2427	2683	1177	2551	3672	92		4002	2269	1
Election Day Reporting Totals	11465	3189	27.82	1254	1246	530	1129	2193	8		1974	1186	0
District Totals - Absentee													
District Grand Totals													
13th Congressional District	11465	9504	82.90	3681	3929	1707	3680	5865	100		5976	3455	1
9th State Senatorial District	11465	9504	82.90	3681	3929	1707	3680	5865	100		5976	3455	1
15th Assembly District	11465	9504	82.90	3681	3929	1707	3680	5865	100		5976	3455	1
2nd Dist, Board of Equalization	11465	9504	82.90	3681	3929	1707	3680	5865	100		5976	3455	1
5th Supervisorial District	11465	9504	82.90	3681	3929	1707	3680	5865	100		5976	3455	1
ALAMEDA	11465	9504	82.90	3681	3929	1707	3680	5865	100		5976	3455	1
City of Albany	11465	9504	82.90	3681	3929	1707	3680	5865	100		5976	3455	1
Grand Totals	11465	9504	82.90	3681	3929	1707	3680	5865	100		5976	3455	1

**ALAMEDA COUNTY Statement of Vote  
GENERAL ELECTION**

CITY OF ALBANY															
	Registration	Ballots Cast	Turnout (%)	MEASURE N1 - CITY OF ALBANY				MEASURE O1 - CITY OF ALBANY							
				YES	NO	Under Vote	Over Vote	YES	NO	Under Vote	Over Vote				
260100 - Vote by Mail Reporting	911	400	43.91	214	85	77	0	255	93	28	0				
260100 - Election Day Reporting	911	293	32.16	142	84	87	0	174	80	39	0				
260300 - Vote by Mail Reporting	1260	703	55.79	364	232	96	1	450	199	44	0				
260300 - Election Day Reporting	1260	335	26.59	151	109	72	0	201	105	26	0				
260400 - Vote by Mail Reporting	777	382	49.16	207	129	45	0	280	104	17	0				
260400 - Election Day Reporting	777	227	29.21	108	85	36	0	133	76	18	0				
260610 - Vote by Mail Reporting	823	460	55.89	231	161	61	0	275	151	27	0				
260610 - Election Day Reporting	823	148	17.98	70	54	23	0	86	49	12	0				
260800 - Vote by Mail Reporting	832	445	53.49	224	151	67	0	279	135	28	0				
260800 - Election Day Reporting	832	223	26.80	120	51	52	0	140	53	30	0				
260900 - Vote by Mail Reporting	884	484	54.75	273	132	74	0	329	122	28	0				
260900 - Election Day Reporting	884	274	31.00	155	78	41	0	163	80	31	0				
261000 - Vote by Mail Reporting	926	523	56.48	307	147	62	0	389	129	18	0				
261000 - Election Day Reporting	926	295	31.86	178	74	43	0	206	70	19	0				
261300 - Vote by Mail Reporting	977	539	55.17	307	142	76	1	349	146	29	2				
261300 - Election Day Reporting	977	267	27.33	132	85	50	0	150	90	27	0				
261400 - Vote by Mail Reporting	748	363	48.53	177	129	50	0	231	104	21	0				
261400 - Election Day Reporting	748	246	32.89	119	69	58	0	164	46	36	0				
261600 - Vote by Mail Reporting	885	519	58.64	302	154	58	0	376	115	23	0				
261600 - Election Day Reporting	885	243	27.46	128	73	35	0	151	68	17	0				
261700 - Vote by Mail Reporting	757	395	52.18	213	119	54	0	266	97	23	0				
261700 - Election Day Reporting	757	239	31.57	127	78	34	0	149	79	11	0				
262000 - Vote by Mail Reporting	914	607	66.41	373	153	67	1	467	108	17	2				
262000 - Election Day Reporting	914	207	22.65	122	53	32	0	153	44	10	0				
262100 - Vote by Mail Reporting	771	495	64.20	296	131	62	2	371	98	21	1				
262100 - Election Day Reporting	771	192	24.90	101	61	30	0	135	44	13	0				
Vote by Mail Reporting Totals	11465	6315	55.08	3488	1865	849	5	4277	1601	324	5				
Election Day Reporting Totals	11465	3189	27.82	1651	934	593	0	2005	884	289	0				
District Totals - Absentee															
District Grand Totals															
13th Congressional District	11465	9504	82.90	5139	2799	1442	5	6282	2485	613	5				
9th State Senatorial District	11465	9504	82.90	5139	2799	1442	5	6282	2485	613	5				
15th Assembly District	11465	9504	82.90	5139	2799	1442	5	6282	2485	613	5				
2nd Dist, Board of Equalization	11465	9504	82.90	5139	2799	1442	5	6282	2485	613	5				
5th Supervisorial District	11465	9504	82.90	5139	2799	1442	5	6282	2485	613	5				
ALAMEDA	11465	9504	82.90	5139	2799	1442	5	6282	2485	613	5				
City of Albany	11465	9504	82.90	5139	2799	1442	5	6282	2485	613	5				
Grand Totals	11485	9504	82.90	5139	2799	1442	5	6282	2485	613	5				




**ALAMEDA COUNTY Statement of Vote  
GENERAL ELECTION**

CITY OF ALBANY														
	Registration	Ballots Cast	Turnout (%)	MEASURE P1 - CITY OF ALBANY				MEASURE Q1 - CITY OF ALBANY						
				YES	NO	Under Vote	Over Vote	YES	NO	Under Vote	Over Vote			
260100 - Vote by Mail Reporting	911	400	43.91	286	54	36	0	238	51	87	0			
260100 - Election Day Reporting	911	293	32.16	215	33	45	0	152	57	84	0			
260300 - Vote by Mail Reporting	1260	703	55.79	476	169	48	0	451	121	120	1			
260300 - Election Day Reporting	1260	335	26.59	233	75	24	0	164	78	90	0			
260400 - Vote by Mail Reporting	777	382	49.16	292	74	15	0	248	70	63	0			
260400 - Election Day Reporting	777	227	29.21	169	39	19	0	139	48	39	1			
260810 - Vote by Mail Reporting	823	460	55.89	313	118	22	0	281	99	73	0			
260810 - Election Day Reporting	823	148	17.96	92	42	13	0	81	42	24	0			
260800 - Vote by Mail Reporting	832	445	53.49	317	101	24	0	265	82	95	0			
260800 - Election Day Reporting	832	223	26.80	160	32	31	0	131	23	69	0			
260900 - Vote by Mail Reporting	884	484	54.75	349	96	34	0	309	61	108	1			
260900 - Election Day Reporting	884	274	31.00	190	48	36	0	151	61	62	0			
261000 - Vote by Mail Reporting	926	523	56.48	416	81	19	0	375	64	77	0			
261000 - Election Day Reporting	926	295	31.86	220	57	18	0	200	39	56	0			
261300 - Vote by Mail Reporting	977	539	55.17	366	113	27	0	319	111	96	0			
261300 - Election Day Reporting	977	267	27.33	189	55	23	0	153	57	57	0			
261400 - Vote by Mail Reporting	748	363	48.53	250	89	17	0	220	78	57	1			
261400 - Election Day Reporting	748	246	32.89	174	35	37	0	138	39	69	0			
261600 - Vote by Mail Reporting	885	519	58.64	377	108	28	1	331	86	96	1			
261600 - Election Day Reporting	885	243	27.46	171	49	16	0	134	54	48	0			
261700 - Vote by Mail Reporting	757	395	52.18	282	78	26	0	254	60	72	0			
261700 - Election Day Reporting	757	239	31.57	179	49	11	0	157	35	46	1			
262000 - Vote by Mail Reporting	914	607	66.41	466	107	21	0	430	86	76	2			
262000 - Election Day Reporting	914	207	22.65	158	38	11	0	143	31	33	0			
262100 - Vote by Mail Reporting	771	495	64.20	375	92	24	0	339	68	83	1			
262100 - Election Day Reporting	771	192	24.90	137	39	16	0	108	38	46	0			
Vote by Mail Reporting Totals	11465	6315	55.08	4585	1280	341	1	4060	1037	1103	7			
Election Day Reporting Totals	11465	3189	27.82	2287	591	300	0	1851	602	723	2			
District Totals - Absentee														
District Grand Totals														
13th Congressional District	11465	9504	82.90	6872	1871	641	1	5911	1639	1826	9			
9th State Senatorial District	11465	9504	82.90	6872	1871	641	1	5911	1639	1826	9			
15th Assembly District	11465	9504	82.90	6872	1871	641	1	5911	1639	1826	9			
2nd Dist, Board of Equalization	11465	9504	82.90	6872	1871	641	1	5911	1639	1826	9			
5th Supervisorial District	11465	9504	82.90	6872	1871	641	1	5911	1639	1826	9			
ALAMEDA	11465	9504	82.90	6872	1871	641	1	5911	1639	1826	9			
City of Albany	11465	9504	82.90	6872	1871	641	1	5911	1639	1826	9			
Grand Totals	11465	9504	82.90	6872	1871	641	1	5911	1639	1826	9			

**ALAMEDA COUNTY Statement of Vote  
GENERAL ELECTION**

CITY OF ALBANY															
	Registration	Ballots Cast	Turnout (%)	MEASURE R1 - CITY OF ALBANY				MEASURE S1 - CITY OF ALBANY							
				YES	NO	Under Vote	Over Vote	YES	NO	Under Vote	Over Vote				
260100 - Vote by Mail Reporting	911	400	43.91	210	66	100	0	81	213	82	0				
260100 - Election Day Reporting	911	293	32.16	126	58	109	0	78	137	78	0				
260300 - Vote by Mail Reporting	1260	703	55.79	427	109	156	1	197	390	104	2				
260300 - Election Day Reporting	1260	335	26.59	141	86	104	1	80	173	77	2				
260400 - Vote by Mail Reporting	777	382	49.16	236	60	84	1	102	219	60	0				
260400 - Election Day Reporting	777	227	29.21	120	55	52	0	57	130	39	1				
260610 - Vote by Mail Reporting	823	460	55.89	262	94	97	0	133	251	69	0				
260610 - Election Day Reporting	823	148	17.98	71	42	34	0	48	74	27	0				
260800 - Vote by Mail Reporting	832	445	53.49	234	90	118	0	117	243	81	1				
260800 - Election Day Reporting	832	223	26.80	120	31	72	0	53	112	57	1				
260900 - Vote by Mail Reporting	884	484	54.75	274	81	123	1	123	270	86	0				
260900 - Election Day Reporting	884	274	31.00	148	61	67	0	63	156	55	0				
261000 - Vote by Mail Reporting	926	523	56.48	338	65	112	1	151	283	81	1				
261000 - Election Day Reporting	926	295	31.86	156	54	83	2	99	144	52	0				
261300 - Vote by Mail Reporting	977	539	55.17	299	100	125	2	148	273	105	0				
261300 - Election Day Reporting	977	267	27.33	149	50	68	0	69	149	49	0				
261400 - Vote by Mail Reporting	748	363	48.53	194	83	79	0	99	198	59	0				
261400 - Election Day Reporting	748	246	32.89	119	43	83	1	64	115	67	0				
261600 - Vote by Mail Reporting	885	519	58.64	316	87	110	1	157	277	79	1				
261600 - Election Day Reporting	885	243	27.46	122	53	60	1	70	123	43	0				
261700 - Vote by Mail Reporting	757	395	52.18	234	62	90	0	125	192	68	1				
261700 - Election Day Reporting	757	239	31.57	146	38	55	0	79	116	43	1				
262000 - Vote by Mail Reporting	914	607	66.41	425	73	96	0	187	337	69	1				
262000 - Election Day Reporting	914	207	22.65	137	31	39	0	69	110	28	0				
262100 - Vote by Mail Reporting	771	495	64.20	338	54	98	1	134	284	73	0				
262100 - Election Day Reporting	771	192	24.90	111	29	52	0	62	97	33	0				
<b>Vote by Mail Reporting Totals</b>	<b>11465</b>	<b>6315</b>	<b>55.08</b>	<b>3787</b>	<b>1024</b>	<b>1388</b>	<b>8</b>	<b>1754</b>	<b>3430</b>	<b>1016</b>	<b>7</b>				
<b>Election Day Reporting Totals</b>	<b>11465</b>	<b>3189</b>	<b>27.82</b>	<b>1664</b>	<b>631</b>	<b>878</b>	<b>5</b>	<b>889</b>	<b>1636</b>	<b>648</b>	<b>5</b>				
<b>District Totals - Absentee</b>															
<b>District Grand Totals</b>															
13th Congressional District	11465	9504	82.90	5451	1655	2266	13	2643	5066	1664	12				
9th State Senatorial District	11465	9504	82.90	5451	1655	2266	13	2643	5066	1664	12				
15th Assembly District	11465	9504	82.90	5451	1655	2266	13	2643	5066	1664	12				
2nd Dist, Board of Equalization	11465	9504	82.90	5451	1655	2266	13	2643	5066	1664	12				
5th Supervisorial District	11465	9504	82.90	5451	1655	2266	13	2643	5066	1664	12				
ALAMEDA	11465	9504	82.90	5451	1655	2266	13	2643	5066	1664	12				
City of Albany	11465	9504	82.90	5451	1655	2266	13	2643	5066	1664	12				
<b>Grand Totals</b>	<b>11465</b>	<b>9504</b>	<b>82.90</b>	<b>5451</b>	<b>1655</b>	<b>2266</b>	<b>13</b>	<b>2643</b>	<b>5066</b>	<b>1664</b>	<b>12</b>				



# City of Albany

1000 San Pablo Avenue • Albany, California 94706  
(510) 528-5710 • [www.albanyca.org](http://www.albanyca.org)

## RESOLUTION NO. 2016-88

PASSED AND APPROVED BY THE COUNCIL OF THE CITY OF ALBANY,  
the 5th day of December, 2016, by the following votes:

AYES: Council Members Barnes, McQuaid, Nason, Pilch and Mayor Maass

NOES: none

ABSENT: none

ABSTAINED: none

RECUSED: none

WITNESS MY HAND AND THE SEAL OF THE CITY OF ALBANY, this  
6th day of December, 2016.

Eileen Harrington  
DEPUTY CITY CLERK