

1  
2  
3  
4  
5  
6  
7  
8  
9  
10  
11  
12  
13  
14  
15  
16  
17  
18  
19  
20  
21  
22  
23  
24  
25  
26  
27  
28  
29

**RESOLUTION NO. 2015-69**

**A RESOLUTION OF THE ALBANY CITY COUNCIL ADOPTING THE FIVE YEAR CITY OF ALBANY CAPITAL IMPROVEMENT PLAN (CIP) FOR FISCAL YEARS 2015-2016 THROUGH 2019-2020 AND AUTHORIZING APPROPRIATIONS FOR FISCAL YEAR 2015-2016**

**WHEREAS**, the City Fiscal Year concludes on June 30<sup>th</sup> of each year; and

**WHEREAS**, The City Council desires to plan for spending on capital projects over a five year period, and incorporated in the 2016-2020 Capital Improvement Plan (CIP); and

**WHEREAS**, the City Council desires to authorize appropriations for Fiscal Year 2015-2016 beginning July 1, 2015; and

**WHEREAS**, the Fiscal Year 2016-2017 appropriations will be incorporated with the second year update to the Two Year Operating Budget, which will be considered prior to July 1, 2016; and

**WHEREAS**, the CIP was developed using estimates and projections which will require updating based on new information and any changes in project schedules or resources available, CIP Updates will be presented for City Council approval; and

**WHEREAS**, the proposed CIP was reviewed by the City Council at a meeting held by the Albany City Council on September 21, 2015, at which time all interested persons were afforded an opportunity to be heard on matters pertaining to the proposed CIP; and

**WHEREAS**, on October 6, 2016 the CIP including minor edits was included on the City Council Agenda for adoption by Resolution.

**NOW, THEREFORE, BE IT RESOLVED** by the Albany City Council that the Five Year Capital Improvement Plan for fiscal years 2015-2016 through 2019-2020 shall be approved as first presented September 21, 2015 and subject to modifications described in this Resolution below; and


1  
2  
3  
4  
5  
6  
7  
8  
9  
10  
11  
12  
13  
14  
15  
16  
17  
18  
19  
20  
21  
22  
23  
24  
25  
26  
27  
28  
29

**BE IT FURTHER RESOLVED** that edits were made to the preliminary CIP to correct the the reference to the type of “Bikeway” planned as a part of Project # 20604 is a Class I (off-street), and minor formatting adjustments were made to the Summary Tables for Underfunded Projects and Projects with No Funding to provide additional cost information; and

**BE IT FURTHER RESOLVED** that based on input from the initial presentation the City Council requests that future updates to the CIP include an evaluation of possible alternative projects in the area of upper Solano Avenue to design and / or construct increased street lighting; and

**BE IT FURTHER RESOLVED** that the City Council of the City Albany appropriates funds for projects for the 2015-2016 Fiscal Year as summarized in Attachment A attached hereto and made a part hereof; and


**BE IT FURTHER RESOLVED** that the CIP shall serve as the approved plan for special fund revenues including but not limited to pass-through project funds administered by Alameda County Transportation Commission and East Bay Regional Park District unless amended by action of the City Council.

  
\_\_\_\_\_  
PETER MAASS, MAYOR

**ATTACHMENT A  
CITY OF ALBANY FISCAL YEAR 2015-2016  
CAPITAL PROJECT APPROPRIATIONS\***

<b>Project Name</b>	<b>Project #</b>	<b>Total</b>
BUCHANAN / MARIN UTILITY UNDERGROUND	10002	\$708,200
ANNUAL STREET REHABILITATION	21000	1,670,000
ANNUAL SIDEWALK REHABILITATION	22000	150,000
ANNUAL ACTIVE TRANSPORTATION PLAN (AT	23000	127,000
SAFE ROUTES SCHOOL (CURTIS / MARIN)	24002	724,000
BUCHANAN BRIDGE RESURFACING	24003	42,962
BUCHANAN / MARIN BIKE PATH (PHASE III)	24004	481,409
TRAFFIC SIGN REPLACEMENT PROGRAM	24007	47,000
NORTH ALBANY TRAFFIC CALMING	24008	300,000
ASSESSMENT / MASTER PLAN (STORM DRAIN)	30001	100,000
ADAMS STREET SEWER REHABILITATION	31001	400,000
ANNUAL SEWER REHABILITATION	32000	3,886,233
ANNUAL STORM DRAIN REHABILITATION	35000	1,764,000
PIERCE STREET PARK CONSTRUCTION	41001	951,398
OCEAN VIEW PARK DRAINAGE IMPROVEMENT	41002	78,000
MEMORIAL PARK DRAINAGE IMPROVEMENTS	41003	25,000
OHLONE GREENWAY	41004	100,000
MEMORIAL PARK IMPROVEMENTS	41005	72,000
OCEAN VIEW PARK IMPROVEMENTS	41006	42,000
MAINTENANCE CENTER	50100	1,020,000
SENIOR CENTER RENOVATION PHASE 2	50103	122,000
POLICE CYCLE STORAGE	50104	30,000
COMMUNITY CENTER MECHANICAL UNIT REP	51001	405,000
CIVIC CENTER IMPROVEMENTS / REPAIRS	51002	95,000
CABLE TV CONTROL ROOM HVAC	51003	27,500
ENTERPRISE SOFTWARE (FINANCE / CITIZEN S	60001	208,225
POLICE MOBILE DATA COMMUNICATION UPGI	60002	53,360
CITY WEBSITE UPGRADE	60003	40,000
NETWORK SERVER REPLACEMENTS (Public Sa	61000	105,600
POLICE FLEET REPLACEMENTS	63000	42,000
FIRE FLEET REPLACEMENTS	65000	125,000
CITY FLEET REPLACEMENTS	66000	105,000
<b>TOTAL</b>		<b>\$14,047,887</b>

\* Detail of appropriations and funding sources are described on CIP project detail pages of plan.



# City of Albany

1000 San Pablo Avenue • Albany, California 94706  
(510) 528-5710 • [www.albanyca.org](http://www.albanyca.org)

## RESOLUTION NO. 2015-69

PASSED AND APPROVED BY THE COUNCIL OF THE CITY OF ALBANY,

the 6th day of October, 2015, by the following votes:

AYES: Council Members Barnes, McQuaid, Nason, Pilch and Mayor Maass

NOES: none

ABSENT: none

ABSTAINED: none

RECUSED: none

WITNESS MY HAND AND THE SEAL OF THE CITY OF ALBANY, this 7th  
day of October, 2015.

Eileen Harrington  
DEPUTY CITY CLERK

*The City of Albany is dedicated to maintaining its small town ambiance, responding to the needs of a diverse community, and providing a safe, healthy and sustainable community.*



# **FY 2016 – 2020 Capital Improvement Plan**

**Presented For  
Public Input and Review  
City Council Meeting  
September 21, 2015**

**Presented For  
City Council Adoption  
October 5, 2015**

*This page left blank intentionally*



**CITY OF ALBANY**  
**CAPITAL IMPROVEMENT PLAN (CIP)**  
**FOR THE FISCAL YEARS 2016 - 2020**  
**TABLE OF CONTENTS**

Letter of Transmittal.....

Summary of Proposed Expenditures by Category.....

Comprehensive Listing of Planned Projects by Category.....

**1. Community Improvements**

    Summary Community Improvement Projects..... 1

    Summary Community Project Funding Sources..... 2

    Project Details: Community Improvements..... 3

**2. Streets / Bike / Pedestrian**

    Summary Streets / Bike / Pedestrian..... 4

    Summary Streets / Bike / Pedestrian Funding Sources ..... 5

    Project Details: Streets / Bike / Pedestrian..... 8

**3. Sewer / Storm Drain**

    Summary Sewer / Storm Drain..... 19

    Summary Sewer / Storm Drain Funding Sources ..... 20

    Project Details: Sewer / Storm Drain..... 21

**4. Parks / Trails / Creeks**

    Summary Parks / Trails / Creeks..... 25

    Summary Parks / Trails / Creeks Funding Sources ..... 26

    Project Details: Parks / Trails / Creeks..... 28

**5. Buildings / Facilities**

    Summary Buildings / Facilities..... 39

    Summary Buildings / Facilities Funding Sources ..... 40

    Project Details: Buildings / Facilities..... 41

**6. Major Equipment**

    Summary Major Equipment..... 47

    Summary Major Equipment Funding Sources ..... 48

    Project Details: Major Equipment..... 50

**Underfunded Projects**

    Summary Underfunded Projects..... 58

    Project Details: Underfunded Projects..... 59

**Projects With No Funding**

    Summary Projects With No Funding..... 64

    Project Details: Projects With No Funding..... 65

**Appendix A: Projects By Year..... 71**

**Appendix B: Funding Sources & Use..... 74**

# ALBANY CALIFORNIA



CITY OF ALBANY  
1000 SAN PABLO AVENUE  
ALBANY, CA 94706  
[www.AlbanyCA.org](http://www.AlbanyCA.org)

September 11, 2015

Honorable Mayor and  
Members of the City Council

Staff is pleased to submit the 2016 – 2020 Five Year Capital Improvement Plan for your review and consideration. This is a comprehensive document intended to be a guide for important planned investments throughout the community.

The five year plan represents a bold effort to carry out over \$31 million in public improvements. This is remarkable given the relatively small size of the City and the limited Staff resources to manage multiple projects. These efforts are in addition to the need to also provide basic daily services.

The projects touch nearly every department and are arranged in the following categories:

- Community Improvements
- Streets / Bikeways / Pedestrian Improvements
- Sewer / Storm Drains
- Parks / Trails / Creeks
- Buildings / Facilities
- Major Equipment

In order to be proactive in terms of longer range planning, Staff has also identified both underfunded projects and projects which have no identified funding. The City is in a good position since significant funding is already in place for projects to be undertaken in the early years of the CIP. The first three years of the CIP include over \$26 million in projects. This level of project management and delivery will be a challenge. Any significant increase in projects or staff support to day to day operations will need to be carefully balanced.

We look forward to the opportunity to formally present the CIP to the Albany City Council and the public at the City Council meeting on September 21, 2015.

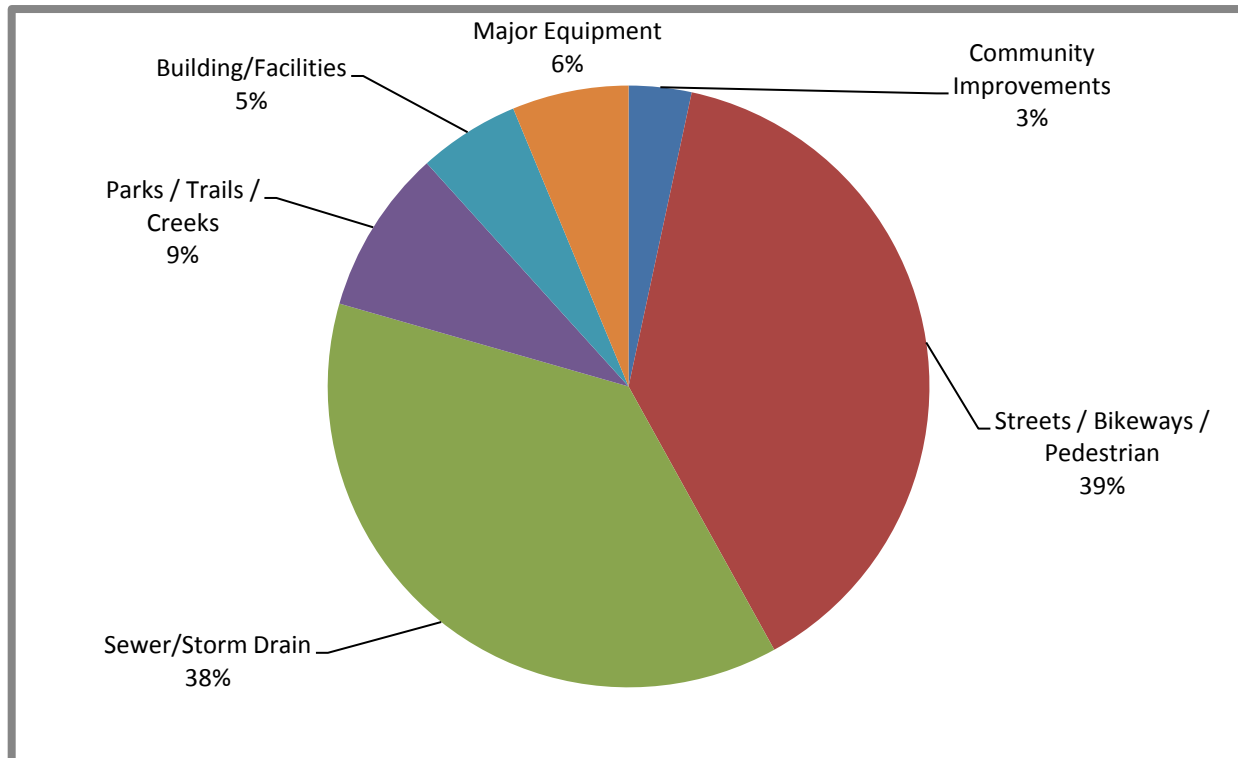
Respectfully submitted,

Penelope Leach  
City Manager



**CITY OF ALBANY, CALIFORNIA**  
**FY 2016 - FY 2020 Five Year Capital Improvement Plan**  
**(Summary of Proposed Project Expenditures By Category)**  
**September 11, 2015**

	<b>FY 2016</b>	<b>FY 2017</b>	<b>FY 2018</b>	<b>FY 2019</b>	<b>FY 2020</b>	<b>TOTAL</b>
<b>Community Improvements</b>	\$708,200	\$293,250	\$51,750			<b>\$1,053,200</b>
<b>Streets / Bikeways / Pedestrian</b>	3,542,371	4,395,100	2,216,000	950,000	959,000	<b>12,062,471</b>
<b>Sewer/Storm Drain</b>	6,150,233	1,655,000	1,340,000	1,320,000	1,255,000	<b>11,720,233</b>
<b>Parks / Trails / Creeks</b>	1,268,398	587,607	913,030			<b>2,769,035</b>
<b>Building/Facilities</b>	1,699,500					<b>1,699,500</b>
<b>Major Equipment</b>	679,185	505,378	386,700	157,000	230,000	<b>1,958,263</b>
<b>TOTAL</b>	<b>\$14,047,887</b>	<b>\$7,436,335</b>	<b>\$4,907,480</b>	<b>\$2,427,000</b>	<b>\$2,444,000</b>	<b>\$31,262,702</b>



City of Albany, California  
*Capital Improvement Plan*  
 2016 thru 2020

**PROJECTS BY CATEGORY**

Category	Project#	Priority	2016	2017	2018	2019	2020	Total
<b>BUILDINGS / FACILITIES</b>								
MAINTENANCE CENTER	50100	1	1,020,000					1,020,000
SENIOR CENTER RENOVATION PHASE 2	50103	4	122,000					122,000
POLICE CYCLE STORAGE	50104	1	30,000					30,000
COMMUNITY CENTER MECHANICAL UNIT REPLACEMENT	51001	3	405,000					405,000
CIVIC CENTER IMPROVEMENTS / REPAIRS	51002	3	95,000					95,000
CABLE TV CONTROL ROOM HVAC	51003	1	27,500					27,500
<b>BUILDINGS / FACILITIES Total</b>			<b>1,699,500</b>					<b>1,699,500</b>
<b>COMMUNITY IMPROVEMENTS</b>								
BUCHANAN / MARIN UTILITY UNDERGROUNDING	10002	4	708,200	293,250	51,750			1,053,200
<b>COMMUNITY IMPROVEMENTS Total</b>			<b>708,200</b>	<b>293,250</b>	<b>51,750</b>			<b>1,053,200</b>
<b>MAJOR EQUIPMENT</b>								
ENTERPRISE SOFTWARE (FINANCE / CITIZEN SERVICES)	60001	n/a	208,225					208,225
POLICE MOBILE DATA COMMUNICATION UPGRADE	60002	1	53,360					53,360
CITY WEBSITE UPGRADE	60003	4	40,000					40,000
CABLE TV BROADCAST SOFTWARE / HARDWARE	60004	n/a			40,000			40,000
NETWORK SERVER REPLACEMENTS (Public Safety)	61000	n/a	105,600					105,600
POLICE FLEET REPLACEMENTS	63000	n/a	42,000	70,378	119,700	70,000	105,000	407,078
FIRE FLEET REPLACEMENTS	65000	n/a	125,000	45,000	150,000		45,000	365,000
CITY FLEET REPLACEMENTS	66000	3	105,000	390,000	77,000	87,000	80,000	739,000
<b>MAJOR EQUIPMENT Total</b>			<b>679,185</b>	<b>505,378</b>	<b>386,700</b>	<b>157,000</b>	<b>230,000</b>	<b>1,958,263</b>
<b>PARKS / TRAILS / CREEKS</b>								
PIERCE STREET PARK CONSTRUCTION	41001	4	951,398					951,398
OCEAN VIEW PARK DRAINAGE IMPROVEMENTS	41002	4	78,000					78,000
MEMORIAL PARK DRAINAGE IMPROVEMENTS	41003	4	25,000					25,000
OHLONE GREENWAY	41004	4	100,000	281,607				381,607

Category	Project#	Priority	2016	2017	2018	2019	2020	Total
MEMORIAL PARK IMPROVEMENTS	41005	4	72,000	83,000				155,000
OCEAN VIEW PARK IMPROVEMENTS	41006	4	42,000					42,000
SHRINE POCKET PARK	41007	4			83,000			83,000
DARTMOUTH TOT LOT IMPROVEMENTS	41008	4		24,000				24,000
ALBANY HILL ACCESS IMPROVEMENTS	41009	4		79,000	115,000			194,000
CODORNICES CREEK (SAN PABLO TO 8TH)	43001	4		120,000	500,000			620,000
KEY ROUTE PATH	45001	4			215,030			215,030
<b>PARKS / TRAILS / CREEKS Total</b>			<b>1,268,398</b>	<b>587,607</b>	<b>913,030</b>			<b>2,769,035</b>
<b>SEWER / STORM DRAIN</b>								
ASSESSMENT / MASTER PLAN (STORM DRAIN)	30001	2	100,000					100,000
ADAMS STREET SEWER REHABILITATION	31001	2	400,000					400,000
ANNUAL SEWER REHABILITATION	32000	2	3,886,233	1,405,000	1,190,000	1,170,000	1,105,000	8,756,233
ANNUAL STORM DRAIN REHABILITATION	35000	2	1,764,000	250,000	150,000	150,000	150,000	2,464,000
<b>SEWER / STORM DRAIN Total</b>			<b>6,150,233</b>	<b>1,655,000</b>	<b>1,340,000</b>	<b>1,320,000</b>	<b>1,255,000</b>	<b>11,720,233</b>
<b>STREETS / BIKEWAYS / PED IMPR</b>								
ANNUAL STREET REHABILITATION	21000	1	1,670,000	1,861,000	2,002,000	850,000	859,000	7,242,000
ANNUAL SIDEWALK REHABILITATION	22000	1	150,000	150,000	100,000	100,000	100,000	600,000
ANNUAL ACTIVE TRANSPORTATION PLAN (ATP)	23000	4	127,000	290,000				417,000
COMPLETE STREETS (SAN PABLO / BUCHANAN)	24001	1		400,000				400,000
SAFE ROUTES SCHOOL (CURTIS / MARIN)	24002	1	724,000					724,000
BUCHANAN BRIDGE RESURFACING	24003	2	42,962	321,000				363,962
BUCHANAN / MARIN BIKE PATH (PHASE III)	24004	4	481,409	920,000				1,401,409
TRAFFIC SIGN REPLACEMENT PROGRAM	24007	2	47,000	30,000	14,000			91,000
NORTH ALBANY TRAFFIC CALMING	24008	4	300,000					300,000
WASHINGTON AVE TRAFFIC CALMING	24009	1		65,000	100,000			165,000
CROSSWALK / SIDEWALK (SENIOR CENTER ACCESS)	24011	1		358,100				358,100
<b>STREETS / BIKEWAYS / PED IMPROVEMENTS Total</b>			<b>3,542,371</b>	<b>4,395,100</b>	<b>2,216,000</b>	<b>950,000</b>	<b>959,000</b>	<b>12,062,471</b>
<b>GRAND TOTAL</b>			<b>14,047,887</b>	<b>7,436,335</b>	<b>4,907,480</b>	<b>2,427,000</b>	<b>2,444,000</b>	<b>31,262,702</b>



# **CAPITAL IMPROVEMENT PROGRAM**

## **Fiscal Year 2016 – Fiscal Year 2020**

### **SECTION 1:**

### **COMMUNITY IMPROVEMENTS**

City of Albany, California  
*Capital Improvement Plan*  
**2016 thru 2020**

**PROJECTS BY CATEGORY**

Category	Project#	Priority	2016	2017	2018	2019	2020	Total
<b>COMMUNITY IMPROVEMENTS</b>								
BUCHANAN / MARIN UTILITY UNDERGROUNDING	10002	4	708,200	293,250	51,750			1,053,200
<b>COMMUNITY IMPROVEMENTS Total</b>			<b>708,200</b>	<b>293,250</b>	<b>51,750</b>			<b>1,053,200</b>
<b>GRAND TOTAL</b>			<b>708,200</b>	<b>293,250</b>	<b>51,750</b>			<b>1,053,200</b>

City of Albany, California  
*Capital Improvement Plan*  
 2016 thru 2020

**PROJECTS BY FUNDING SOURCE**

Source	Project#	Priority	2016	2017	2018	2019	2020	Total
<b>700 701 -GENERAL CAPITAL PROJ</b>								
BUCHANAN / MARIN UTILITY UNDERGROUNDING	10002	4	708,200	293,250	51,750			1,053,200
<b>700 701 -GENERAL CAPITAL PROJECTS (2007) Total</b>			<b>708,200</b>	<b>293,250</b>	<b>51,750</b>			<b>1,053,200</b>
<b>GRAND TOTAL</b>			<b>708,200</b>	<b>293,250</b>	<b>51,750</b>			<b>1,053,200</b>

**Capital Improvement Plan**  
**City of Albany, California**

2016 *thru* 2020

<b>Project #</b>	<b>10002</b>
<b>Project Name</b>	<b>BUCHANAN / MARIN UTILITY UNDERGROUNDING</b>
<b>Type</b>	Bikeways
<b>Useful Life</b>	
<b>Category</b>	COMMUNITY IMPROVEME
<b>Department</b>	TRANSPORTATION PLAN
<b>Contact</b>	Transportation Planner
<b>Priority</b>	4 Community Enhancement



**Description**

Phase III of the Marin Buchanan Bikeway project is the modification of Marin Avenue to create a Class II bikeway on Marin Avenue between San Pablo and Cornell. The first part of Phase III is to underground electric and communication utility lines on Marin.

The total cost to undertake the relocation of utilities exceeds \$2 million with a significant portion of those costs incurred directly by the utilities. The City share of the PG&E Rule 20A reimbursement funding totals \$1,035,075 and is allocated to the project. In addition approximately \$75,000 will be reimbursed by EBMUD directly to the City.

**Justification**

This bikeway will close the last remaining gap in the east-west bike route between the Ohlone Bikeway and the Bay Trail. The undergrounding district was first approved by the City Council on June 21, 2010.

<b>Expenditures</b>	<b>2016</b>	<b>2017</b>	<b>2018</b>	<b>2019</b>	<b>2020</b>	<b>Total</b>
Professional Services (Incl Const Mgt / Testing)	48,200	12,750	2,250			63,200
Construction / Improvements	600,000	255,000	45,000			900,000
Contingency	60,000	25,500	4,500			90,000
<b>Total</b>	<b>708,200</b>	<b>293,250</b>	<b>51,750</b>			<b>1,053,200</b>

<b>Funding Sources</b>	<b>2016</b>	<b>2017</b>	<b>2018</b>	<b>2019</b>	<b>2020</b>	<b>Total</b>
700 701 -GENERAL CAPITAL PROJECTS (2007)	708,200	293,250	51,750			1,053,200
<b>Total</b>	<b>708,200</b>	<b>293,250</b>	<b>51,750</b>			<b>1,053,200</b>



**CAPITAL IMPROVEMENT PROGRAM**  
**Fiscal Year 2016 – Fiscal Year 2020**

**SECTION 2:**

**STREETS / BIKEWAYS /  
PEDESTRIAN IMPROVEMENTS**



City of Albany, California  
*Capital Improvement Plan*  
**2016 thru 2020**

**PROJECTS BY CATEGORY**

Category	Project#	Priority	2016	2017	2018	2019	2020	Total
<b>STREETS / BIKEWAYS / PED IMPR</b>								
ANNUAL STREET REHABILITATION	21000	1	1,670,000	1,861,000	2,002,000	850,000	859,000	7,242,000
ANNUAL SIDEWALK REHABILITATION	22000	1	150,000	150,000	100,000	100,000	100,000	600,000
ANNUAL ACTIVE TRANSPORTATION PLAN (ATP)	23000	4	127,000	290,000				417,000
COMPLETE STREETS (SAN PABLO / BUCHANAN)	24001	1		400,000				400,000
SAFE ROUTES SCHOOL (CURTIS / MARIN)	24002	1	724,000					724,000
BUCHANAN BRIDGE RESURFACING	24003	2	42,962	321,000				363,962
BUCHANAN / MARIN BIKE PATH (PHASE III)	24004	4	481,409	920,000				1,401,409
TRAFFIC SIGN REPLACEMENT PROGRAM	24007	2	47,000	30,000	14,000			91,000
NORTH ALBANY TRAFFIC CALMING	24008	4	300,000					300,000
WASHINGTON AVE TRAFFIC CALMING	24009	1		65,000	100,000			165,000
CROSSWALK / SIDEWALK (SENIOR CENTER ACCESS)	24011	1		358,100				358,100
<b>STREETS / BIKEWAYS / PED IMPROVEMENTS Total</b>			<b>3,542,371</b>	<b>4,395,100</b>	<b>2,216,000</b>	<b>950,000</b>	<b>959,000</b>	<b>12,062,471</b>
<b>GRAND TOTAL</b>			<b>3,542,371</b>	<b>4,395,100</b>	<b>2,216,000</b>	<b>950,000</b>	<b>959,000</b>	<b>12,062,471</b>

City of Albany, California  
*Capital Improvement Plan*  
 2016 thru 2020

**PROJECTS BY FUNDING SOURCE**

Source	Project#	Priority	2016	2017	2018	2019	2020	Total
<b>220 MEAS B LOCAL STS. (ACTC) (1)</b>								
ANNUAL STREET REHABILITATION	21000	1	540,590	0	383,250	398,000	403,000	1,724,840
ANNUAL ACTIVE TRANSPORTATION PLAN (ATP)	23000	4	127,000	290,000				417,000
WASHINGTON AVE TRAFFIC CALMING	24009	1			65,000			65,000
<b>220 MEAS B LOCAL STS. (ACTC) (1101) Total</b>			<b>667,590</b>	<b>290,000</b>	<b>448,250</b>	<b>398,000</b>	<b>403,000</b>	<b>2,206,840</b>
<b>221 MEAS B BIKE / PED (ACTC) (11)</b>								
ANNUAL SIDEWALK REHABILITATION	22000	1				35,000	35,000	70,000
BUCHANAN / MARIN BIKE PATH (PHASE III)	24004	4	210,305	324,695				535,000
WASHINGTON AVE TRAFFIC CALMING	24009	1			35,000			35,000
CROSSWALK / SIDEWALK (SENIOR CENTER ACCESS)	24011	1		123,950				123,950
<b>221 MEAS B BIKE / PED (ACTC) (1102) Total</b>			<b>210,305</b>	<b>448,645</b>	<b>35,000</b>	<b>35,000</b>	<b>35,000</b>	<b>763,950</b>
<b>222 MEASURE BB LOCAL STS (AC)</b>								
ANNUAL STREET REHABILITATION	21000	1	150,000	375,550	374,000	379,000	383,000	1,661,550
NORTH ALBANY TRAFFIC CALMING	24008	4	300,000					300,000
<b>222 MEASURE BB LOCAL STS (ACTC) (1201) Total</b>			<b>450,000</b>	<b>375,550</b>	<b>374,000</b>	<b>379,000</b>	<b>383,000</b>	<b>1,961,550</b>
<b>223 MEAS BB BIKE / PED (ACTC) (1)</b>								
ANNUAL SIDEWALK REHABILITATION	22000	1				47,000	48,000	95,000
COMPLETE STREETS (SAN PABLO / BUCHANAN)	24001	1		65,000				65,000
CROSSWALK / SIDEWALK (SENIOR CENTER ACCESS)	24011	1		10,600				10,600
<b>223 MEAS BB BIKE / PED (ACTC) (1202) Total</b>				<b>75,600</b>		<b>47,000</b>	<b>48,000</b>	<b>170,600</b>
<b>230 GAS TAX (STATE) (1105)</b>								
ANNUAL STREET REHABILITATION	21000	1	267,090	222,350	220,000			709,440
SAFE ROUTES SCHOOL (CURTIS / MARIN)	24002	1	145,500					145,500
BUCHANAN BRIDGE RESURFACING	24003	2	7,550	59,571				67,121
TRAFFIC SIGN REPLACEMENT PROGRAM	24007	2	47,000	30,000	14,000			91,000
<b>230 GAS TAX (STATE) (1105) Total</b>			<b>467,140</b>	<b>311,921</b>	<b>234,000</b>			<b>1,013,061</b>
<b>234 VEH REG FEE (1104)</b>								
ANNUAL STREET REHABILITATION	21000	1	165,320	0	85,750	73,000	73,000	397,070

Source	Project#	Priority	2016	2017	2018	2019	2020	Total
WASHINGTON AVE TRAFFIC CALMING	24009	1		65,000				65,000
<b>234 VEH REG FEE (1104) Total</b>			<b>165,320</b>	<b>65,000</b>	<b>85,750</b>	<b>73,000</b>	<b>73,000</b>	<b>462,070</b>
<b>235 CONGESTION MITIGATION AIR</b>								
BUCHANAN / MARIN BIKE PATH (PHASE III)	24004	4		90,000				90,000
<b>235 CONGESTION MITIGATION AIR QUALITY Total</b>				<b>90,000</b>				<b>90,000</b>
<b>236 TRANSPORTATION DEV ACT (1107)</b>								
SAFE ROUTES SCHOOL (CURTIS / MARIN)	24002	1	31,400					31,400
BUCHANAN / MARIN BIKE PATH (PHASE III)	24004	4	15,394					15,394
<b>236 TRANSPORTATION DEV ACT (1107) Total</b>			<b>46,794</b>					<b>46,794</b>
<b>270 COMM. DEV BLOCK GRANT (CDBG) (1405)</b>								
SAFE ROUTES SCHOOL (CURTIS / MARIN)	24002	1	23,900					23,900
<b>270 COMM. DEV BLOCK GRANT (CDBG) (1405) Total</b>			<b>23,900</b>					<b>23,900</b>
<b>700 701 -GENERAL CAPITAL PROJ</b>								
ANNUAL SIDEWALK REHABILITATION	22000	1	75,000	150,000	100,000	18,000	17,000	360,000
SAFE ROUTES SCHOOL (CURTIS / MARIN)	24002	1	25,000					25,000
CROSSWALK / SIDEWALK (SENIOR CENTER ACCESS)	24011	1		223,550				223,550
<b>700 701 -GENERAL CAPITAL PROJECTS (2007) Total</b>			<b>100,000</b>	<b>373,550</b>	<b>100,000</b>	<b>18,000</b>	<b>17,000</b>	<b>608,550</b>
<b>730 LLD 1988-1 LIGHT &amp; LANDSC</b>								
ANNUAL SIDEWALK REHABILITATION	22000	1	75,000					75,000
<b>730 LLD 1988-1 LIGHT &amp; LANDSCAPING (1304) Total</b>			<b>75,000</b>					<b>75,000</b>
<b>760 ST &amp; STORM DRAIN TAX (MEAS F) (2006)</b>								
ANNUAL STREET REHABILITATION	21000	1	547,000	1,263,100	939,000	0	0	2,749,100
SAFE ROUTES SCHOOL (CURTIS / MARIN)	24002	1	106,844					106,844
BUCHANAN / MARIN BIKE PATH (PHASE III)	24004	4		188,944				188,944
<b>760 ST &amp; STORM DRAIN TAX (MEAS F) (2006) Total</b>			<b>653,844</b>	<b>1,452,044</b>	<b>939,000</b>	<b>0</b>	<b>0</b>	<b>3,044,888</b>
<b>NEW TRANSPORTATION GRANTS</b>								
COMPLETE STREETS (SAN PABLO / BUCHANAN)	24001	1		335,000				335,000
SAFE ROUTES SCHOOL (CURTIS / MARIN)	24002	1	391,356					391,356
BUCHANAN BRIDGE RESURFACING	24003	2	35,412	261,429				296,841
BUCHANAN / MARIN BIKE PATH (PHASE III)	24004	4	255,710	316,361				572,071

<b>Source</b>	<b>Project#</b>	<b>Priority</b>	<b>2016</b>	<b>2017</b>	<b>2018</b>	<b>2019</b>	<b>2020</b>	<b>Total</b>
<b>NEW TRANSPORTATION GRANTS</b>			<b>682,478</b>	<b>912,790</b>				<b>1,595,268</b>
<b>Total</b>								
<b>GRAND TOTAL</b>			<b>3,542,371</b>	<b>4,395,100</b>	<b>2,216,000</b>	<b>950,000</b>	<b>959,000</b>	<b>12,062,471</b>

# Capital Improvement Plan

2016 *thru* 2020

## City of Albany, California

**Project #** 21000  
**Project Name** ANNUAL STREET REHABILITATION

**Type** Streets **Department** PUBLIC WORKS  
**Useful Life** **Contact** Senior Engineer  
**Category** STREETS / BIKEWAYS / PED **Priority** 1 Safety



**Description**

The City of Albany’s Public Works Department is responsible for the repair and maintenance of approximately 29.4 centerline miles of pavements. Streets for rehabilitation are selected using the Street Saver program that is distributed and coordinated by Metropolitan Transportation Commission (MTC). Streets are periodically evaluated and assigned a pavement condition index (PCI) through a Pavement Management Technical Assistance Program (P-TAP). Based on the MTC report, the average PCI for the entire City network was 56, which indicates an overall Fair condition in 2014.

The Annual Street Rehabilitation Program is to maintain and improve the pavement condition in the City. The proposed program will increase existing PCI by 10 points to 66 in the next three years. Each year, the program will rehabilitate approximately 2.5 centerline miles of pavements in the City. In FY2019 and 2020, the program is underfunded and will be able to rehabilitate 1 mile of pavements only. Consequently the PCI is expected to drop below 63. Listed are major street sections in each fiscal year:  
 2015/2016: Masonic, Adams, Talbot, etc. 2016/2017: Cornell, Dartmouth, etc.  
 2017/2018: Solano, Ramona, etc. 2018/2019: Ordway, Santa Fe, etc. 2019/2020: Key Route, Cleveland, etc.

**Justification**

The pavement condition in Albany has been deteriorating with PCI dropping from 60 in 2009 to 56 in 2014. Over 40% of citywide street sections are currently rated as "poor". The proposed projects supports Council's Strategic Plan: Transportation Safety and Active Transportain Plan.

<b>Expenditures</b>	<b>2016</b>	<b>2017</b>	<b>2018</b>	<b>2019</b>	<b>2020</b>	<b>Total</b>
Professional Services (Incl Const Mgt / Testing)	180,000	200,000	220,000	140,000	150,000	890,000
Construction / Improvements	1,338,200	1,510,000	1,620,000	560,000	609,000	5,637,200
Contingency	151,800	151,000	162,000	150,000	100,000	714,800
<b>Total</b>	<b>1,670,000</b>	<b>1,861,000</b>	<b>2,002,000</b>	<b>850,000</b>	<b>859,000</b>	<b>7,242,000</b>
<b>Funding Sources</b>	<b>2016</b>	<b>2017</b>	<b>2018</b>	<b>2019</b>	<b>2020</b>	<b>Total</b>
220 MEAS B LOCAL STS. (ACTC) (1101)	540,590	0	383,250	398,000	403,000	1,724,840
222 MEASURE BB LOCAL STS (ACTC) (1201)	150,000	375,550	374,000	379,000	383,000	1,661,550
230 GAS TAX (STATE) (1105)	267,090	222,350	220,000			709,440
234 VEH REG FEE (1104)	165,320	0	85,750	73,000	73,000	397,070
760 ST & STORM DRAIN TAX (MEAS F) (2006)	547,000	1,263,100	939,000	0	0	2,749,100
<b>Total</b>	<b>1,670,000</b>	<b>1,861,000</b>	<b>2,002,000</b>	<b>850,000</b>	<b>859,000</b>	<b>7,242,000</b>

**Capital Improvement Plan**  
**City of Albany, California**

2016 *thru* 2020

**Project #** 22000  
**Project Name** ANNUAL SIDEWALK REHABILITATION



**Type** Pedestrian  
**Useful Life**  
**Category** STREETS / BIKEWAYS / PED  
**Department** PUBLIC WORKS  
**Contact** Program Mgr (Sewer / Storm)  
**Priority** 1 Safety

**Description**

Annual rehabilitation/repair of damaged sidewalks based on the City's Sidewalk Repair Policy to be approved by Council in the fall of 2015. The CIP plan recommends repairing/replacing sidewalk locations based on the 2015 Sidewalk Condition Assessment the Public Works Department conducted throughout the City as well as the recommendations in Active Transportation Plan. Staff recommends taking care of the worst sidewalks first with an annual maintenance plan thereafter.

**Justification**

The City needs to minimize the risks of hazards to pedestrians and reduce related liabilities to the city. In addition, increasing walkability is part of the city's sustainability goals. This project will also support goals in the adopted Active Transportation Plan.

<b>Expenditures</b>	<b>2016</b>	<b>2017</b>	<b>2018</b>	<b>2019</b>	<b>2020</b>	<b>Total</b>
Construction / Improvements	150,000	150,000	100,000	100,000	100,000	600,000
<b>Total</b>	<b>150,000</b>	<b>150,000</b>	<b>100,000</b>	<b>100,000</b>	<b>100,000</b>	<b>600,000</b>

<b>Funding Sources</b>	<b>2016</b>	<b>2017</b>	<b>2018</b>	<b>2019</b>	<b>2020</b>	<b>Total</b>
221 MEAS B BIKE / PED (ACTC) (1102)				35,000	35,000	70,000
223 MEAS BB BIKE / PED (ACTC) (1202)				47,000	48,000	95,000
700 701 -GENERAL CAPITAL PROJECTS (2007)	75,000	150,000	100,000	18,000	17,000	360,000
730 LLD 1988-1 LIGHT & LANDSCAPING (1304)	75,000					75,000
<b>Total</b>	<b>150,000</b>	<b>150,000</b>	<b>100,000</b>	<b>100,000</b>	<b>100,000</b>	<b>600,000</b>

**Capital Improvement Plan**  
**City of Albany, California**

2016 *thru* 2020

<b>Project #</b>	<b>23000</b>
<b>Project Name</b>	<b>ANNUAL ACTIVE TRANSPORTATION PLAN (ATP)</b>
<b>Type</b>	Bikeways
<b>Useful Life</b>	
<b>Category</b>	STREETS / BIKEWAYS / PED
<b>Department</b>	TRANSPORTATION PLAN
<b>Contact</b>	Transportation Planner
<b>Priority</b>	4 Community Enhancement



**Description**

This project implements a series of fourteen roadway segments that will receive striping and signage improvements that will create bike route connections to key Albany destinations and the regional bike facilities including the Ohlone Greenway and the Bay Trail.

**Justification**

The 2015 Strategic Plan calls for acceleration of the striping & signage program to complete priority projects by end of FY16/17

On November 17, 2014, the City Council approved the design of a series of striping and signage improvements associated with implementation of the Active Transportation Plan.

<b>Expenditures</b>	<b>2016</b>	<b>2017</b>	<b>2018</b>	<b>2019</b>	<b>2020</b>	<b>Total</b>
Construction / Improvements	115,500	263,600				379,100
Contingency	11,500	26,400				37,900
<b>Total</b>	<b>127,000</b>	<b>290,000</b>				<b>417,000</b>

<b>Funding Sources</b>	<b>2016</b>	<b>2017</b>	<b>2018</b>	<b>2019</b>	<b>2020</b>	<b>Total</b>
220 MEAS B LOCAL STS. (ACTC) (1101)	127,000	290,000				417,000
<b>Total</b>	<b>127,000</b>	<b>290,000</b>				<b>417,000</b>

**Capital Improvement Plan**  
**City of Albany, California**

2016 *thru* 2020

<b>Project #</b>	<b>24001</b>
<b>Project Name</b>	<b>COMPLETE STREETS (SAN PABLO / BUCHANAN)</b>
<b>Type</b>	Pedestrian
<b>Useful Life</b>	
<b>Category</b>	STREETS / BIKEWAYS / PED
<b>Department</b>	TRANSPORTATION PLAN
<b>Contact</b>	
<b>Priority</b>	1 Safety



**Description**

Project will install pedestrian safety improvements across San Pablo Avenue at various intersections and across Buchanan Street at Taylor.

The scope of this project is to conduct preliminary design. There is no identified source of funding to construct the improvements, which are expected to exceed \$3 million.

**Justification**

The 2015 Strategic Plan calls for completion of design of complete street features by 2017.

<b>Expenditures</b>	<b>2016</b>	<b>2017</b>	<b>2018</b>	<b>2019</b>	<b>2020</b>	<b>Total</b>	<b>Future</b>
Professional Services (Incl Const Mgt / Testing)		390,000				390,000	3,000,000
Contingency		10,000				10,000	
<b>Total</b>		<b>400,000</b>				<b>400,000</b>	<b>Total</b>
<b>Funding Sources</b>	<b>2016</b>	<b>2017</b>	<b>2018</b>	<b>2019</b>	<b>2020</b>	<b>Total</b>	<b>Future</b>
223 MEAS BB BIKE / PED (ACTC) (1202)		65,000				65,000	0
NEW TRANSPORTATION GRANTS		335,000				335,000	
<b>Total</b>		<b>400,000</b>				<b>400,000</b>	<b>Total</b>



**Capital Improvement Plan**  
**City of Albany, California**

2016 *thru* 2020

**Project #** 24002  
**Project Name** SAFE ROUTES SCHOOL (CURTIS / MARIN)



**Type** Pedestrian  
**Useful Life**  
**Category** STREETS / BIKEWAYS / PED  
**Department** TRANSPORTATION PLAN  
**Contact** Community Development Dir  
**Priority** 1 Safety

**Description**

Construction of improved crosswalks and expanded bulbouts at two intersections next to Marin School.

This project was begun in a previous Fiscal Year. Final design and call for bids were originally approved by the City Council on November 17, 2014 and later revised on March 16, 2015.

In addition to City funds, State grants totaling \$419,400 and a school district match of \$25,000 are allocated to this project. Approximately \$28,044 of the State grant was used in a previous Fiscal Year leaving a balance of \$391,356 to be expensed in the timeframe of this CIP.

**Justification**

Identified as a high priority project in the Active Transportation Plan.

Expenditures	2016	2017	2018	2019	2020	Total
Professional Services (Incl Const Mgt / Testing)	94,500					94,500
Construction / Improvements	524,800					524,800
Miscellaneous Supplies / Services	12,100					12,100
Contingency	92,600					92,600
<b>Total</b>	<b>724,000</b>					<b>724,000</b>

Funding Sources	2016	2017	2018	2019	2020	Total
230 GAS TAX (STATE) (1105)	145,500					145,500
236 TRANSPORTATION DEV ACT (1107)	31,400					31,400
270 COMM. DEV BLOCK GRANT (CDBG) (1405)	23,900					23,900
700 701 -GENERAL CAPITAL PROJECTS (2007)	25,000					25,000
760 ST & STORM DRAIN TAX (MEAS F) (2006)	106,844					106,844
NEW TRANSPORTATION GRANTS	391,356					391,356
<b>Total</b>	<b>724,000</b>					<b>724,000</b>

# Capital Improvement Plan

2016 *thru* 2020

## City of Albany, California

<b>Project #</b>	<b>24003</b>
<b>Project Name</b>	<b>BUCHANAN BRIDGE RESURFACING</b>



<b>Type</b>	Streets	<b>Department</b>	PUBLIC WORKS
<b>Useful Life</b>		<b>Contact</b>	
<b>Category</b>	STREETS / BIKEWAYS / PED	<b>Priority</b>	2 Legal Mandate / Regulation

### Description

The project is to repair the bridge on Buchanan which travels over the railroad tracks. The scope of the project will repair the road surface so that the structure remains protected from the elements. The current deficiencies were identified as part of Caltrans Bridge Inspection Program.

The total budget for the project is \$365,000. Expenditures include a Caltrans grant of \$296,841, plus, the City is required to include matching funds of \$38,459 and a project contingency of \$30,000.

### Justification

Protection of critical roadway bridges is a requirement when deficiencies are identified by CalTrans. This will protect the internal structure of the bridge from premature deterioration.

<b>Expenditures</b>	<b>2016</b>	<b>2017</b>	<b>2018</b>	<b>2019</b>	<b>2020</b>	<b>Total</b>
Professional Services (Incl Const Mgt / Testing)	42,962					42,962
Construction / Improvements		291,000				291,000
Contingency		30,000				30,000
<b>Total</b>	<b>42,962</b>	<b>321,000</b>				<b>363,962</b>

<b>Funding Sources</b>	<b>2016</b>	<b>2017</b>	<b>2018</b>	<b>2019</b>	<b>2020</b>	<b>Total</b>
230 GAS TAX (STATE) (1105)	7,550	59,571				67,121
NEW TRANSPORTATION GRANTS	35,412	261,429				296,841
<b>Total</b>	<b>42,962</b>	<b>321,000</b>				<b>363,962</b>

# Capital Improvement Plan

## City of Albany, California

2016 thru 2020

**Project #** 24004  
**Project Name** BUCHANAN / MARIN BIKE PATH (PHASE III)

**Type** Bikeways  
**Useful Life**  
**Category** STREETS / BIKEWAYS / PED  
**Department** TRANSPORTATION PLAN  
**Contact** Transportation Planner  
**Priority** 4 Community Enhancement



### Description

Phase III of the Marin Buchanan Bikeway project is the modification of Marin Avenue to create a Class II bikeway on Marin Avenue between San Pablo and Cornell. The second part of Phase III is to modify sidewalks and intersections on Marin to create room of a Class II (on-street) bike lane and improve pedestrian crossings. (Part one is undergrounding of utilities).

Activity on this project began in Fiscal Year 2013-14 prior to the preparation of the 2016-2020 CIP. Approximately \$90,140 in project costs have been incurred primarily for design. A Bicycle Transportation Account grant in the amount of \$616,000 has been awarded to the City for the design and construction of this project. However, \$42,837 of the grant funds have already been expended on design leaving a balance of \$573,163 available in this CIP from this grant. The City also has received a grant for construction from ACTC Measure B of \$535,000, and the full amount remains available to be claimed. The full funding of the project also assumes the award of a \$90,000 Clean Air grant which is not scheduled to announce awards until the fall of 2015. If this grant is not received a funding gap will exist.

### Justification

This bikeway will close the last remaining gap in the east-west bike route between the Ohlone Bikeway and the Bay Trail.

Expenditures	2016	2017	2018	2019	2020	Total
Professional Services (Incl Const Mgt / Testing)	41,409	40,000				81,409
Construction / Improvements	400,000	800,000				1,200,000
Contingency	40,000	80,000				120,000
<b>Total</b>	<b>481,409</b>	<b>920,000</b>				<b>1,401,409</b>

Funding Sources	2016	2017	2018	2019	2020	Total
221 MEAS B BIKE / PED (ACTC) (1102)	210,305	324,695				535,000
235 CONGESTION MITIGATION AIR QUALITY		90,000				90,000
236 TRANSPORTATION DEV ACT (1107)	15,394					15,394
760 ST & STORM DRAIN TAX (MEAS F) (2006)		188,944				188,944
NEW TRANSPORTATION GRANTS	255,710	316,361				572,071
<b>Total</b>	<b>481,409</b>	<b>920,000</b>				<b>1,401,409</b>

**Capital Improvement Plan**  
**City of Albany, California**

2016 *thru* 2020

**Project #** 24007  
**Project Name** TRAFFIC SIGN REPLACEMENT PROGRAM



**Type** Streets  
**Useful Life**  
**Category** STREETS / BIKEWAYS / PED  
**Department** PUBLIC WORKS  
**Contact** Facilities & Maint Mgr  
**Priority** 2 Legal Mandate / Regulation

**Description**

Federal mandates require the replacement of existing street signs with a reflective type. It is estimated that the City has 17,000 signs that need replacement. Staff plans to develop a system to grade, monitor, and replace signs. Signs included are parking, street, speed, and safety.

**Justification**

Federal mandates require the replacement of existing street signs with a reflective type

<b>Expenditures</b>	<b>2016</b>	<b>2017</b>	<b>2018</b>	<b>2019</b>	<b>2020</b>	<b>Total</b>
Professional Services (Incl Const Mgt / Testing)	17,000					17,000
Miscellaneous Supplies / Services	30,000	30,000	14,000			74,000
<b>Total</b>	<b>47,000</b>	<b>30,000</b>	<b>14,000</b>			<b>91,000</b>

<b>Funding Sources</b>	<b>2016</b>	<b>2017</b>	<b>2018</b>	<b>2019</b>	<b>2020</b>	<b>Total</b>
230 GAS TAX (STATE) (1105)	47,000	30,000	14,000			91,000
<b>Total</b>	<b>47,000</b>	<b>30,000</b>	<b>14,000</b>			<b>91,000</b>

**Capital Improvement Plan**  
**City of Albany, California**

2016 *thru* 2020

**Project #** 24008  
**Project Name** NORTH ALBANY TRAFFIC CALMING

**Type** Streets  
**Useful Life**  
**Category** STREETS / BIKEWAYS / PED  
**Department** TRANSPORTATION PLAN  
**Contact** Community Development Dir  
**Priority** 4 Community Enhancement



**Description**

This project would install 11 speed humps, improve striping and signage at seven intersections, and install three traffic circles on Brighton Avenue.

**Justification**

This project has been identified by Council as a high priority

<b>Expenditures</b>	<b>2016</b>	<b>2017</b>	<b>2018</b>	<b>2019</b>	<b>2020</b>	<b>Total</b>
Professional Services (Incl Const Mgt / Testing)	50,000					50,000
Construction / Improvements	250,000					250,000
<b>Total</b>	<b>300,000</b>					<b>300,000</b>

<b>Funding Sources</b>	<b>2016</b>	<b>2017</b>	<b>2018</b>	<b>2019</b>	<b>2020</b>	<b>Total</b>
222 MEASURE BB LOCAL STS (ACTC) (1201)	300,000					300,000
<b>Total</b>	<b>300,000</b>					<b>300,000</b>

# Capital Improvement Plan

2016 *thru* 2020

## City of Albany, California

<b>Project #</b>	<b>24009</b>
<b>Project Name</b>	<b>WASHINGTON AVE TRAFFIC CALMING</b>

<b>Type</b>	Streets	<b>Department</b>	TRANSPORTATION PLAN
<b>Useful Life</b>		<b>Contact</b>	Transportation Planner
<b>Category</b>	STREETS / BIKEWAYS / PED	<b>Priority</b>	1 Safety



### Description

The proposed project would implement pedestrian safety recommendations including bulbouts, intersection improvements, and designation of "No Parking" zones along the 800 block of Washington Avenue south of Albany Hill. The goal of the improvements also is to reduce cut-through traffic by-passing peak hour congestion on Buchanan and Solano.

### Justification

On July 7, 2014 the City Council received a presentation on recommended improvements. On July 21, 2014, the Council approved a contract for design services. Although approved, this project is expected to get underway at the beginning of FY16/17 due to capacity limitations.

<b>Expenditures</b>	<b>2016</b>	<b>2017</b>	<b>2018</b>	<b>2019</b>	<b>2020</b>	<b>Total</b>
Professional Services (Incl Const Mgt / Testing)		65,000				65,000
Construction / Improvements			100,000			100,000
<b>Total</b>		<b>65,000</b>	<b>100,000</b>			<b>165,000</b>

<b>Funding Sources</b>	<b>2016</b>	<b>2017</b>	<b>2018</b>	<b>2019</b>	<b>2020</b>	<b>Total</b>
220 MEAS B LOCAL STS. (ACTC) (1101)			65,000			65,000
221 MEAS B BIKE / PED (ACTC) (1102)			35,000			35,000
234 VEH REG FEE (1104)		65,000				65,000
<b>Total</b>		<b>65,000</b>	<b>100,000</b>			<b>165,000</b>

# Capital Improvement Plan

2016 *thru* 2020

## City of Albany, California

<b>Project #</b>	<b>24011</b>
<b>Project Name</b>	<b>CROSSWALK / SIDEWALK (SENIOR CENTER ACCESS)</b>



<b>Type</b>	Pedestrian	<b>Department</b>	TRANSPORTATION PLAN
<b>Useful Life</b>		<b>Contact</b>	Transportation Planner
<b>Category</b>	STREETS / BIKEWAYS / PED	<b>Priority</b>	1 Safety

### Description

Project involves the construction of a sidewalk on the east side of Masonic Avenue between Solano and Washington, adjacent to the Ohlone Greenway. Project also includes a raised crosswalk from the Ohlone Greenway to the Senior Center, and a speed hump on the north side of the block.

### Justification

Many seniors visiting the Senior Center park on the east side of the street where there is no sidewalk. The existing condition requires seniors to walk in the street and cross Masonic in a location with no traffic calming features.

<b>Expenditures</b>	<b>2016</b>	<b>2017</b>	<b>2018</b>	<b>2019</b>	<b>2020</b>	<b>Total</b>
Professional Services (Incl Const Mgt / Testing)		28,000				28,000
Construction / Improvements		300,100				300,100
Contingency		30,000				30,000
<b>Total</b>		<b>358,100</b>				<b>358,100</b>

<b>Funding Sources</b>	<b>2016</b>	<b>2017</b>	<b>2018</b>	<b>2019</b>	<b>2020</b>	<b>Total</b>
221 MEAS B BIKE / PED (ACTC) (1102)		123,950				123,950
223 MEAS BB BIKE / PED (ACTC) (1202)		10,600				10,600
700 701 -GENERAL CAPITAL PROJECTS (2007)		223,550				223,550
<b>Total</b>		<b>358,100</b>				<b>358,100</b>



**CAPITAL IMPROVEMENT PROGRAM**  
**Fiscal Year 2016 – Fiscal Year 2020**

**SECTION 3:**

**SEWER / STORM DRAIN  
IMPROVEMENTS**



City of Albany, California  
*Capital Improvement Plan*  
**2016 thru 2020**

**PROJECTS BY CATEGORY**

<b>Category</b>	<b>Project#</b>	<b>Priority</b>	<b>2016</b>	<b>2017</b>	<b>2018</b>	<b>2019</b>	<b>2020</b>	<b>Total</b>
<b>SEWER / STORM DRAIN</b>								
ASSESSMENT / MASTER PLAN (STORM DRAIN)	30001	2	100,000					100,000
ADAMS STREET SEWER REHABILITATION	31001	2	400,000					400,000
ANNUAL SEWER REHABILITATION	32000	2	3,886,233	1,405,000	1,190,000	1,170,000	1,105,000	8,756,233
ANNUAL STORM DRAIN REHABILITATION	35000	2	1,764,000	250,000	150,000	150,000	150,000	2,464,000
<b>SEWER / STORM DRAIN Total</b>			<b>6,150,233</b>	<b>1,655,000</b>	<b>1,340,000</b>	<b>1,320,000</b>	<b>1,255,000</b>	<b>11,720,233</b>
<b>GRAND TOTAL</b>			<b>6,150,233</b>	<b>1,655,000</b>	<b>1,340,000</b>	<b>1,320,000</b>	<b>1,255,000</b>	<b>11,720,233</b>

City of Albany, California  
*Capital Improvement Plan*  
 2016 thru 2020

**PROJECTS BY FUNDING SOURCE**

Source	Project#	Priority	2016	2017	2018	2019	2020	Total
<b>620 STORM WATER FEE (1601)</b>								
ASSESSMENT / MASTER PLAN (STORM DRAIN)	30001	2	100,000					100,000
ANNUAL STORM DRAIN REHABILITATION	35000	2		250,000	150,000	0	0	400,000
<b>620 STORM WATER FEE (1601) Total</b>			<b>100,000</b>	<b>250,000</b>	<b>150,000</b>	<b>0</b>	<b>0</b>	<b>500,000</b>
<b>713 SEWER CAPITAL PROJECT (40)</b>								
ADAMS STREET SEWER REHABILITATION	31001	2	400,000					400,000
ANNUAL SEWER REHABILITATION	32000	2	3,886,233	1,405,000	1,190,000	1,170,000	1,105,000	8,756,233
<b>713 SEWER CAPITAL PROJECT (4002) Total</b>			<b>4,286,233</b>	<b>1,405,000</b>	<b>1,190,000</b>	<b>1,170,000</b>	<b>1,105,000</b>	<b>9,156,233</b>
<b>760 ST &amp; STORM DRAIN TAX (MEAS F) (2006)</b>								
ANNUAL STORM DRAIN REHABILITATION	35000	2	844,714	0		150,000	150,000	1,144,714
<b>760 ST &amp; STORM DRAIN TAX (MEAS F) (2006) Total</b>			<b>844,714</b>	<b>0</b>		<b>150,000</b>	<b>150,000</b>	<b>1,144,714</b>
<b>821 STORM DRAIN CAPITAL (2009)</b>								
ANNUAL STORM DRAIN REHABILITATION	35000	2	919,286					919,286
<b>821 STORM DRAIN CAPITAL (2009) (2004) Total</b>			<b>919,286</b>					<b>919,286</b>
<b>GRAND TOTAL</b>			<b>6,150,233</b>	<b>1,655,000</b>	<b>1,340,000</b>	<b>1,320,000</b>	<b>1,255,000</b>	<b>11,720,233</b>

# Capital Improvement Plan

2016 *thru* 2020

## City of Albany, California

<b>Project #</b>	<b>30001</b>
<b>Project Name</b>	<b>ASSESSMENT / MASTER PLAN (STORM DRAIN)</b>

<b>Type</b>	Storm Drain	<b>Department</b>	SEWER / STORM DRAIN
<b>Useful Life</b>		<b>Contact</b>	Senior Engineer
<b>Category</b>	SEWER / STORM DRAIN	<b>Priority</b>	2 Legal Mandate / Regulation

**Description**

City of Albany is responsible for the repair and maintenance of approximately 12 miles of storm drain pipelines and culverts. The storm drain system was built in the early 1900s. A citywide storm drain master plan is needed to efficiently manage and repair the City's storm drains.

Staff have been working on a citywide storm drain master plan and approximately 4 miles of storm drains need upgrading due to capacity deficiencies.

The storm drain condition assessment project is to conduct CCTV and condition evaluations of the storm drains/culverts that are 12 inches or greater with a total length of 10.5 miles within the City.

Results of the assessment will be incorporated into storm drain master plan.

**Justification**

The storm drain master plan will support Council's Strategic Plan: Foster Community Climate Action.

<b>Expenditures</b>	<b>2016</b>	<b>2017</b>	<b>2018</b>	<b>2019</b>	<b>2020</b>	<b>Total</b>
Professional Services (Incl Const Mgt / Testing)	100,000					100,000
<b>Total</b>	<b>100,000</b>					<b>100,000</b>

<b>Funding Sources</b>	<b>2016</b>	<b>2017</b>	<b>2018</b>	<b>2019</b>	<b>2020</b>	<b>Total</b>
620 STORM WATER FEE (1601)	100,000					100,000
<b>Total</b>	<b>100,000</b>					<b>100,000</b>

# Capital Improvement Plan

2016 *thru* 2020

## City of Albany, California

<b>Project #</b>	<b>31001</b>
<b>Project Name</b>	<b>ADAMS STREET SEWER REHABILITATION</b>



<b>Type</b>	Sewer	<b>Department</b>	SEWER / STORM DRAIN
<b>Useful Life</b>		<b>Contact</b>	Program Mgr (Sewer / Storm)
<b>Category</b>	SEWER / STORM DRAIN	<b>Priority</b>	2 Legal Mandate / Regulation

### Description

Sanitary Sewer Rehabilitation Project involving replacement 2,200 feet of sewer main, lower laterals, and manholes along Adams Street from Washington Street to the El Cerrito border.

### Justification

According to the city's Sewer Master Plan, the subject project area is part of the 2016 rehabilitation plan. However, Adams street pavement rehabilitation is scheduled for 2015; therefore, the sewer rehabilitation project was expedited to avoid potential impact to the pavement from the sewer project. In addition, the city needs to complete a total of 17,118 feet of sewer rehab before June 30, 2016 to meet the Consent Decree requirements. This project helps meet that goal.

<b>Expenditures</b>	<b>2016</b>	<b>2017</b>	<b>2018</b>	<b>2019</b>	<b>2020</b>	<b>Total</b>
Professional Services (Incl Const Mgt / Testing)	50,000					50,000
Construction / Improvements	300,000					300,000
Contingency	50,000					50,000
<b>Total</b>	<b>400,000</b>					<b>400,000</b>

<b>Funding Sources</b>	<b>2016</b>	<b>2017</b>	<b>2018</b>	<b>2019</b>	<b>2020</b>	<b>Total</b>
713 SEWER CAPITAL PROJECT (4002)	400,000					400,000
<b>Total</b>	<b>400,000</b>					<b>400,000</b>

**Capital Improvement Plan**  
**City of Albany, California**

2016 *thru* 2020

**Project # 32000**  
**Project Name ANNUAL SEWER REHABILITATION**



**Type** Sewer  
**Useful Life**  
**Category** SEWER / STORM DRAIN  
**Department** SEWER / STORM DRAIN  
**Contact** Program Mgr (Sewer / Storm)  
**Priority** 2 Legal Mandate / Regulation

**Description**

Beginning in FY 2017 not all of the desired Sewer Rehabilitation can be funded with current resources. Please see Project U32000 for the portion which is underfunded. As a result the linear feet capable of being completed as described below will actually be less. It is anticipated that the rate study underway will correct this condition.

2016 PROJECT SCOPE - The 2015 Annual Rehab was delayed and will occur in FY 2016. It consists of sanitary sewer main and lower laterals rehabilitation at West & South of Albany Hill. The City Council awarded the contract in July 2015. Construction scheduled from August 2015 through January 2016. This project will accomplish replacing 6,460 feet of sanitary sewer main.

ADDITIONAL 2016 PROJECT SCOPE - Phase I- West of Pierce Street -Tasks include design, construction, and CM. Project area expanded to meet Consent Decree requirements. The project will replace 1,340 feet of sewer main. Phase II- Portions of Jackson, Cerrito, Cornell, Garfield, Evelyn, and Masonic- Design, Construction, and CM. This project will replace approximately 5,000 feet of sewer main.

2017 PROJECT SCOPE (Brighton Avenue and locations along Portland Ave, Talbot, Cornell, Talbot, and Evelyn based on Sewer Master Plan)-Design, Construction, and CM. This project will accomplish replacing approximately 6,000 feet of sewer main.

2018 / 2019 / and 2020 PROJECT SCOPE (locations based on Sewer Master Plan)-Design, Construction, and CM. The project will replace approximately 6,000 feet of sewer main each year.

**Justification**

The project is part of the city's Consent Decree agreement with the USEPA. The City needs to rehabilitate 17,118 feet of sewer mains by June 30, 2016, and 5,706 ft/ year thereafter.

<b>Expenditures</b>	<b>2016</b>	<b>2017</b>	<b>2018</b>	<b>2019</b>	<b>2020</b>	<b>Total</b>
Professional Services (Incl Const Mgt / Testing)	325,000	200,000	100,000	120,000	100,000	845,000
Construction / Improvements	3,217,030	1,028,300	896,000	865,100	847,500	6,853,930
Contingency	344,203	176,700	194,000	184,900	157,500	1,057,303
<b>Total</b>	<b>3,886,233</b>	<b>1,405,000</b>	<b>1,190,000</b>	<b>1,170,000</b>	<b>1,105,000</b>	<b>8,756,233</b>

<b>Funding Sources</b>	<b>2016</b>	<b>2017</b>	<b>2018</b>	<b>2019</b>	<b>2020</b>	<b>Total</b>
713 SEWER CAPITAL PROJECT (4002)	3,886,233	1,405,000	1,190,000	1,170,000	1,105,000	8,756,233
<b>Total</b>	<b>3,886,233</b>	<b>1,405,000</b>	<b>1,190,000</b>	<b>1,170,000</b>	<b>1,105,000</b>	<b>8,756,233</b>

**Capital Improvement Plan**  
**City of Albany, California**

2016 *thru* 2020

**Project # 35000**  
**Project Name ANNUAL STORM DRAIN REHABILITATION**



**Type** Storm Drain      **Department** SEWER / STORM DRAIN  
**Useful Life**      **Contact** Senior Engineer  
**Category** SEWER / STORM DRAIN      **Priority** 2 Legal Mandate / Regulation

**Description**

The Public Works department is responsible for the repair and maintenance of approximately 12 miles of storm drain pipelines and culverts. The City has identified approximately four (4) miles of storm drains that will be upgraded due to capacity deficiencies in the annual storm drain rehabilitation program. An additional 2 miles of storm drains were broken in need of repair.

The annual storm drain rehabilitation program includes the completion of cross drain replacements, 9000 ft storm drain replacement design, and 3000 ft storm drain replacement construction. Due to funding constraints the remaining projects are unfunded. A description of the unfunded projects can be found in project #U35000.

In FY2015/2016, a design project will complete 9,000 feet of storm drains replacements. Storm drains on Dartmouth and Posen will be constructed to upgrade capacities from 18 inches to 21 inches and 24 inches in a total length of 3,000 linear feet. In addition, cross drains at eight street intersections will be replaced with valley gutters.

In FY2017 through FY2020, the storm drain improvements will be limited to cross drain replacements due to funding constraints. Each year, cross drains at approximately 10 street intersections will be rehabilitated.

**Justification**

The proposed storm drain rehab projects will reduce flooding and pollutions to the community. The projects support Council's Strategic Plan: Advance Climate Action.

<b>Expenditures</b>	<b>2016</b>	<b>2017</b>	<b>2018</b>	<b>2019</b>	<b>2020</b>	<b>Total</b>
Professional Services (Incl Const Mgt / Testing)	500,000					500,000
Construction / Improvements	1,100,000	250,000	150,000	150,000	150,000	1,800,000
Contingency	164,000					164,000
<b>Total</b>	<b>1,764,000</b>	<b>250,000</b>	<b>150,000</b>	<b>150,000</b>	<b>150,000</b>	<b>2,464,000</b>

<b>Funding Sources</b>	<b>2016</b>	<b>2017</b>	<b>2018</b>	<b>2019</b>	<b>2020</b>	<b>Total</b>
620 STORM WATER FEE (1601)		250,000	150,000	0	0	400,000
760 ST & STORM DRAIN TAX (MEAS F) (2006)	844,714	0		150,000	150,000	1,144,714
821 STORM DRAIN CAPITAL (2009) (2004)	919,286					919,286
<b>Total</b>	<b>1,764,000</b>	<b>250,000</b>	<b>150,000</b>	<b>150,000</b>	<b>150,000</b>	<b>2,464,000</b>



**CAPITAL IMPROVEMENT PROGRAM**  
**Fiscal Year 2016 – Fiscal Year 2020**

**SECTION 4:**

**PARKS / TRAILS / CREEK**  
**IMPROVEMENTS**

City of Albany, California  
*Capital Improvement Plan*  
**2016 thru 2020**

**PROJECTS BY CATEGORY**

Category	Project#	Priority	2016	2017	2018	2019	2020	Total
<b>PARKS / TRAILS / CREEKS</b>								
PIERCE STREET PARK CONSTRUCTION	41001	4	951,398					951,398
OCEAN VIEW PARK DRAINAGE IMPROVEMENTS	41002	4	78,000					78,000
MEMORIAL PARK DRAINAGE IMPROVEMENTS	41003	4	25,000					25,000
OHLONE GREENWAY	41004	4	100,000	281,607				381,607
MEMORIAL PARK IMPROVEMENTS	41005	4	72,000	83,000				155,000
OCEAN VIEW PARK IMPROVEMENTS	41006	4	42,000					42,000
SHRINE POCKET PARK	41007	4			83,000			83,000
DARTMOUTH TOT LOT IMPROVEMENTS	41008	4		24,000				24,000
ALBANY HILL ACCESS IMPROVEMENTS	41009	4		79,000	115,000			194,000
CODORNICES CREEK (SAN PABLO TO 8TH)	43001	4		120,000	500,000			620,000
KEY ROUTE PATH	45001	4			215,030			215,030
<b>PARKS / TRAILS / CREEKS Total</b>			<b>1,268,398</b>	<b>587,607</b>	<b>913,030</b>			<b>2,769,035</b>
<b>GRAND TOTAL</b>			<b>1,268,398</b>	<b>587,607</b>	<b>913,030</b>			<b>2,769,035</b>



City of Albany, California  
*Capital Improvement Plan*  
 2016 thru 2020

**PROJECTS BY FUNDING SOURCE**

Source	Project#	Priority	2016	2017	2018	2019	2020	Total
<b>223 MEAS BB BIKE / PED (ACTC) (1)</b>								
KEY ROUTE PATH	45001	4			65,030			65,030
<b>223 MEAS BB BIKE / PED (ACTC) (1202) Total</b>					<b>65,030</b>			<b>65,030</b>
<b>495 EAST BAY REG PARK (MEAS)</b>								
OHLONE GREENWAY	41004	4	100,000	281,607				381,607
MEMORIAL PARK IMPROVEMENTS	41005	4	72,000	63,000				135,000
OCEAN VIEW PARK IMPROVEMENTS	41006	4	42,000					42,000
DARTMOUTH TOT LOT IMPROVEMENTS	41008	4		24,000				24,000
<b>495 EAST BAY REG PARK (MEAS WW) (1404) Total</b>			<b>214,000</b>	<b>368,607</b>				<b>582,607</b>
<b>730 LLD 1988-1 LIGHT &amp; LANDSC</b>								
PIERCE STREET PARK CONSTRUCTION	41001	4	150,000					150,000
<b>730 LLD 1988-1 LIGHT &amp; LANDSCAPING (1304) Total</b>			<b>150,000</b>					<b>150,000</b>
<b>770 GEN OBLIG BOND (2003) - Pier</b>								
PIERCE STREET PARK CONSTRUCTION	41001	4	761,398					761,398
<b>770 GEN OBLIG BOND (2003) - Pierce St Park (2001) Total</b>			<b>761,398</b>					<b>761,398</b>
<b>780 OPEN SPACE (1996 ASSMT DIS</b>								
ALBANY HILL ACCESS IMPROVEMENTS	41009	4		79,000	115,000			194,000
<b>780 OPEN SPACE (1996 ASSMT DIST) (2302) Total</b>				<b>79,000</b>	<b>115,000</b>			<b>194,000</b>
<b>781 PLAY FIELDS (1996 ASSMT DIS</b>								
PIERCE STREET PARK CONSTRUCTION	41001	4	40,000					40,000
OCEAN VIEW PARK DRAINAGE IMPROVEMENTS	41002	4	78,000					78,000
MEMORIAL PARK DRAINAGE IMPROVEMENTS	41003	4	25,000					25,000
SHRINE POCKET PARK	41007	4			79,200			79,200
KEY ROUTE PATH	45001	4			150,000			150,000
<b>781 PLAY FIELDS (1996 ASSMT DIST) (2303) Total</b>			<b>143,000</b>		<b>229,200</b>			<b>372,200</b>
<b>782 CREEK RESTORE (1996 ASSMT</b>								

Source	Project#	Priority	2016	2017	2018	2019	2020	Total
CODORNICES CREEK (SAN PABLO TO 8TH)	43001	4		120,000	500,000			620,000
<b>782 CREEK RESTORE (1996 ASSMT DIST) (2304) Total</b>				<b>120,000</b>	<b>500,000</b>			<b>620,000</b>
<b>801 REC PROGRAM RESERVE (000)</b>								
MEMORIAL PARK IMPROVEMENTS	41005	4		20,000				20,000
SHRINE POCKET PARK	41007	4			3,800			3,800
<b>801 REC PROGRAM RESERVE (0002) Total</b>				<b>20,000</b>	<b>3,800</b>			<b>23,800</b>
<b>GRAND TOTAL</b>			<b>1,268,398</b>	<b>587,607</b>	<b>913,030</b>			<b>2,769,035</b>

# Capital Improvement Plan

2016 *thru* 2020

## City of Albany, California

<b>Project #</b>	<b>41001</b>
<b>Project Name</b>	<b>PIERCE STREET PARK CONSTRUCTION</b>

<b>Type</b>	Parks	<b>Department</b>	PUBLIC WORKS
<b>Useful Life</b>		<b>Contact</b>	Senior Engineer
<b>Category</b>	PARKS / TRAILS / CREEKS	<b>Priority</b>	4 Community Enhancement



### Description

The City purchased the 4.5 acre parcel at the intersection of Pierce St and Calhoun Street for the purpose of building a park. The project includes site grading, installation of utilities, construction of new playgrounds, restrooms, and landscaping.

### Justification

The addition of a new park supports Council's Strategic Plan: Maximize Parks and Open Space


<b>Expenditures</b>	<b>2016</b>	<b>2017</b>	<b>2018</b>	<b>2019</b>	<b>2020</b>	<b>Total</b>
Professional Services (Incl Const Mgt / Testing)	20,000					20,000
Construction / Improvements	881,398					881,398
Contingency	50,000					50,000
<b>Total</b>	<b>951,398</b>					<b>951,398</b>

<b>Funding Sources</b>	<b>2016</b>	<b>2017</b>	<b>2018</b>	<b>2019</b>	<b>2020</b>	<b>Total</b>
730 LLD 1988-1 LIGHT & LANDSCAPING (1304)	150,000					150,000
770 GEN OBLIG BOND (2003) - Pierce St Park (2001)	761,398					761,398
781 PLAY FIELDS (1996 ASSMT DIST) (2303)	40,000					40,000
<b>Total</b>	<b>951,398</b>					<b>951,398</b>

**Capital Improvement Plan**  
**City of Albany, California**

2016 *thru* 2020

**Project #** 41002  
**Project Name** OCEAN VIEW PARK DRAINAGE IMPROVEMENTS



**Type** Parks **Department** RECREATION & COMMU  
**Useful Life** **Contact** Rec & Community Svcs Dir  
**Category** PARKS / TRAILS / CREEKS **Priority** 4 Community Enhancement

**Description**

In 2010, Ocean View Field was converted to a full size baseball field to accommodate the AHS JV Baseball team. The base lengths were moved from 60 feet to 90 feet and the infield grass was skinned back 10-12'. This realignment of the infield grass has caused the infield drainage system to not work properly. The original drainage system was installed along the grass line so that as water flowed from the outfield grass toward the infield when the water hit the edge of the grass it was caught in a drainage system before flowing across the infield. Since the grass line was moved 10-12' from this drain, water now flows to the grass line and onto the infield dirt-the dirt is now covering the drainage system. During the rainy season water flows across the infield and washes the infield dirt into the storm water drains along the backstop area. Maintenance crews have to dig out the blocked drains and additional infield dirt must be replaced each year.

This project will move the grass line back to its original location and the drainage system will be repaired so that is working properly.

**Justification**

This project needs to be completed to reduce staff costs of digging our storm drains, reduce the amount of infield dirt purchased each year to keep the field in playing condition and make the field playable more quickly after rains.

<b>Expenditures</b>	<b>2016</b>	<b>2017</b>	<b>2018</b>	<b>2019</b>	<b>2020</b>	<b>Total</b>
Professional Services (Incl Const Mgt / Testing)	3,000					3,000
Construction / Improvements	65,000					65,000
Contingency	10,000					10,000
<b>Total</b>	<b>78,000</b>					<b>78,000</b>
<hr/>						
<b>Funding Sources</b>	<b>2016</b>	<b>2017</b>	<b>2018</b>	<b>2019</b>	<b>2020</b>	<b>Total</b>
781 PLAY FIELDS (1996 ASSMT DIST) (2303)	78,000					78,000
<b>Total</b>	<b>78,000</b>					<b>78,000</b>

# Capital Improvement Plan

2016 *thru* 2020

## City of Albany, California

<b>Project #</b>	<b>41003</b>
<b>Project Name</b>	<b>MEMORIAL PARK DRAINAGE IMPROVEMENTS</b>



<b>Type</b>	Parks	<b>Department</b>	RECREATION & COMMU
<b>Useful Life</b>		<b>Contact</b>	Rec & Community Svcs Dir
<b>Category</b>	PARKS / TRAILS / CREEKS	<b>Priority</b>	4 Community Enhancement

### Description

The retaining wall between the left field foul territory and the tennis courts has a drainage system that is not functioning properly. The water run off from the field is seeping through the wall under the tennis courts and causing damage to the newly resurfaced tennis courts. The dirt needs to be cleared from the wall and a liner installed to prevent the water from seeping through the wall.

### Justification

This project is needed to protect the City's investment in resurfacing the tennis courts. The tennis courts are heavily used by many groups including the high school tennis teams, adult and youth leagues, the City's recreation dept lessons as well as liesure recreational use.

<b>Expenditures</b>	<b>2016</b>	<b>2017</b>	<b>2018</b>	<b>2019</b>	<b>2020</b>	<b>Total</b>
Construction / Improvements	21,000					21,000
Contingency	4,000					4,000
<b>Total</b>	<b>25,000</b>					<b>25,000</b>

<b>Funding Sources</b>	<b>2016</b>	<b>2017</b>	<b>2018</b>	<b>2019</b>	<b>2020</b>	<b>Total</b>
781 PLAY FIELDS (1996)	25,000					25,000
ASSMT DIST) (2303)						
<b>Total</b>	<b>25,000</b>					<b>25,000</b>

**Capital Improvement Plan**  
**City of Albany, California**

2016 *thru* 2020

**Project #** 41004  
**Project Name** OHLONE GREENWAY



**Type** Parks  
**Useful Life**  
**Category** PARKS / TRAILS / CREEKS  
**Department** RECREATION & COMMU  
**Contact** Rec & Community Svcs Dir  
**Priority** 4 Community Enhancement

**Description**

Potential Measure WW Project Pending Council Approval:  
 This project includes adding amenities to the Ohlone Greenway. The City will hire a landscape designer to assist with the concept plan and cost estimates. Options that could be included are fitness trail equipment, Sr. Bocce Court and improved Sr. Center area, access to the Greenway at Garfield Ave, welcome signs, fruit & nut trees, interpretive/historical signs, creek line drawings, public posting spots, public art areas, improved signage, landscape and seating. The cost listed here are an estimate.

**Justification**

This project is supported by the City Council's Strategic Theme Maximize Parks/Open Space, the Parks & Rec Master Plan, the Arts Master Plan, the Active Transportation Plan. When complete the plan will provide fitness for all (free fitness equipment), public art, historical elements, creeek information, public posting sites and fruit and nut tree groves.

<b>Expenditures</b>	<b>2016</b>	<b>2017</b>	<b>2018</b>	<b>2019</b>	<b>2020</b>	<b>Total</b>
Professional Services (Incl Const Mgt / Testing)	50,000	50,000				100,000
Construction / Improvements		143,500				143,500
Equipment / Vehicles / Furnishings	50,000	58,107				108,107
Contingency		30,000				30,000
<b>Total</b>	<b>100,000</b>	<b>281,607</b>				<b>381,607</b>


<b>Funding Sources</b>	<b>2016</b>	<b>2017</b>	<b>2018</b>	<b>2019</b>	<b>2020</b>	<b>Total</b>
495 EAST BAY REG PARK (MEAS WW) (1404)	100,000	281,607				381,607
<b>Total</b>	<b>100,000</b>	<b>281,607</b>				<b>381,607</b>

**Capital Improvement Plan**  
**City of Albany, California**

2016 *thru* 2020

**Project # 41005**  
**Project Name MEMORIAL PARK IMPROVEMENTS**

**Type** Parks **Department** RECREATION & COMMU  
**Useful Life** **Contact** Rec & Community Svcs Dir  
**Category** PARKS / TRAILS / CREEKS **Priority** 4 Community Enhancement



**Description**

Potential Measure WW Project Pending Council Approval:  
 This project would include improvements to the following areas of Memorial Park:

FY 2016 SCOPE: Restroom Renovation: New partitions, seal floors, bathroom amenities (seat cover , tp roll, mirrors, soap, paper towel dispensers), paint interior, new light fixtures, baby changing stations, step wash stools, functioning ADA auto open doors. Outdoor Seating Area: Install seat wall around sand pit area to keep sand in pit area and provide seating for parents. Solar Trash Cans: Install 2 additional triple cans to supplement the 6 that will be installed in September. The solar can also address rodent issues at the park. Realign fencing around tot playground to create a larger enclosed area for parents and add picnic tables.

FY 2017 SCOPE - Install ballard lighting along walkways and up lighting on coast redwood trees. The park is extremely dark in the fall and winter months. Park entry improvements: Install entry areas at the Vets walkway, corner of Carmel and corner of Thousand Oaks. Would include design from park planning completed in 2006. Additional seating around park.

**Justification**

When completed these improvements will not only improve the appearance of the park, but will provide users with spaces that function better with how people interact with the park.  
 These park improvements support the City Councils Strategic theme: Maiximixe Parks/Open Space. The entry promenade is supported by the Parks & Rec Master Plan.

<b>Expenditures</b>	<b>2016</b>	<b>2017</b>	<b>2018</b>	<b>2019</b>	<b>2020</b>	<b>Total</b>
Professional Services (Incl Const Mgt / Testing)		5,000				5,000
Construction / Improvements	45,000	67,000				112,000
Equipment / Vehicles / Furnishings	18,000					18,000
Contingency	9,000	11,000				20,000
<b>Total</b>	<b>72,000</b>	<b>83,000</b>				<b>155,000</b>

<b>Funding Sources</b>	<b>2016</b>	<b>2017</b>	<b>2018</b>	<b>2019</b>	<b>2020</b>	<b>Total</b>
495 EAST BAY REG PARK (MEAS WW) (1404)	72,000	63,000				135,000
801 REC PROGRAM RESERVE (0002)		20,000				20,000
<b>Total</b>	<b>72,000</b>	<b>83,000</b>				<b>155,000</b>

**Capital Improvement Plan**  
**City of Albany, California**

2016 *thru* 2020

**Project # 41006**  
**Project Name OCEAN VIEW PARK IMPROVEMENTS**



**Type** Parks  
**Useful Life**  
**Category** PARKS / TRAILS / CREEKS  
**Department** RECREATION & COMMU  
**Contact** Rec & Community Svcs Dir  
**Priority** 4 Community Enhancement

**Description**

Potential Measure WW Projects Pending Council Approval:

This project focuses on the under utilized area behind the Ocean View Park picnic area.

Booce Court: Replace existing volleyball courts behind the Ocean View Park picnic area with a Bocce Court. The grass volleyball court is not being used.

Bike/walking Path: Connect walking/bike path from UC Village gate around picnic area to existing park path and connect to Buchanan Bike Path.

**Justification**

Replacing the old (and never used) grass volleyball court with a new Bocce Court would support the City Council's Startegc Theme: Maximize Parks/Open Space. Removing the grass supports drought conditions and the addition of the Bocce Court provides the community with a new and popular sport court.

Connecting the walking/bike path from the UC Village fence around the backside of the picnic area to the Buchanan Bike path supports the Active Transportation Plan Project #20.

<b>Expenditures</b>	<b>2016</b>	<b>2017</b>	<b>2018</b>	<b>2019</b>	<b>2020</b>	<b>Total</b>
Construction / Improvements	35,000					35,000
Contingency	7,000					7,000
<b>Total</b>	<b>42,000</b>					<b>42,000</b>

<b>Funding Sources</b>	<b>2016</b>	<b>2017</b>	<b>2018</b>	<b>2019</b>	<b>2020</b>	<b>Total</b>
495 EAST BAY REG PARK (MEAS WW) (1404)	42,000					42,000
<b>Total</b>	<b>42,000</b>					<b>42,000</b>



# Capital Improvement Plan

2016 *thru* 2020

## City of Albany, California

**Project #** 41007  
**Project Name** SHRINE POCKET PARK



**Type** Parks  
**Department** RECREATION & COMMU  
**Useful Life**  
**Contact** Rec & Community Svcs Dir  
**Category** PARKS / TRAILS / CREEKS  
**Priority** 4 Community Enhancement

### Description

Reconfigure the Shrine area at the corner of Solano and Key Route Blvd into a pocket park. The brick bench and flag poles at the back of the current area would be relocated about 100' north on the median. This would create a larger pocket park area with a low/small cement stage, new benches, public art, and an improved memorial plaque area. The area could be used for civic functions such as tree lightings, music on Solano nights, public art displays, etc. bringing more residents to the commercial area. This would not change the street parking for the preschool or businesses.

### Justification

Expanding this area into a pocket park would support the City Council's strategic theme of Maximize Parks/Open Space, Promote Vital/Inviting Business Areas, the Albany Public Art Master Plan and the Active Transportation Plan #19.

<b>Expenditures</b>	<b>2016</b>	<b>2017</b>	<b>2018</b>	<b>2019</b>	<b>2020</b>	<b>Total</b>
Professional Services (Incl Const Mgt / Testing)			5,000			5,000
Construction / Improvements			65,000			65,000
Contingency			13,000			13,000
<b>Total</b>			<b>83,000</b>			<b>83,000</b>

<b>Funding Sources</b>	<b>2016</b>	<b>2017</b>	<b>2018</b>	<b>2019</b>	<b>2020</b>	<b>Total</b>
781 PLAY FIELDS (1996 ASSMT DIST) (2303)			79,200			79,200
801 REC PROGRAM RESERVE (0002)			3,800			3,800
<b>Total</b>			<b>83,000</b>			<b>83,000</b>

**Capital Improvement Plan**  
**City of Albany, California**

2016 *thru* 2020

**Project #** 41008  
**Project Name** DARTMOUTH TOT LOT IMPROVEMENTS



**Type** Parks  
**Useful Life**  
**Category** PARKS / TRAILS / CREEKS  
**Department** RECREATION & COMMU  
**Contact** Rec & Community Svcs Dir  
**Priority** 4 Community Enhancement

**Description**

Potential Measure WW Project Pending Council Approval:  
 Remove and replace the aging fence around the Dartmouth Tot Lot, replace drinking fountain, add a triple Big Belly Solar can and install a park sign on the corner of Dartmouth and Talbot similar to the sign installed at Jewel's Terrace Park

**Justification**

This project supports the Parks & Rec Master Plan and the City Council's Strategic Theme Maximize Parks/Open Space.

<b>Expenditures</b>	<b>2016</b>	<b>2017</b>	<b>2018</b>	<b>2019</b>	<b>2020</b>	<b>Total</b>
Construction / Improvements		5,000				5,000
Equipment / Vehicles / Furnishings		12,000				12,000
Contingency		7,000				7,000
<b>Total</b>		<b>24,000</b>				<b>24,000</b>

<b>Funding Sources</b>	<b>2016</b>	<b>2017</b>	<b>2018</b>	<b>2019</b>	<b>2020</b>	<b>Total</b>
495 EAST BAY REG PARK (MEAS WW) (1404)		24,000				24,000
<b>Total</b>		<b>24,000</b>				<b>24,000</b>

# Capital Improvement Plan

2016 *thru* 2020

## City of Albany, California

<b>Project #</b>	<b>41009</b>
<b>Project Name</b>	<b>ALBANY HILL ACCESS IMPROVEMENTS</b>



<b>Type</b>	Trails	<b>Department</b>	RECREATION & COMMU
<b>Useful Life</b>		<b>Contact</b>	Rec & Community Svcs Dir
<b>Category</b>	PARKS / TRAILS / CREEKS	<b>Priority</b>	4 Community Enhancement

### Description

Albany Hill's main trail allows a full loop that is approximately 1.3 miles. The trail takes hikers through a variety of vegetation, spectacular views, and a variety of terrain that meanders through steep slopes, flat and wide trails, and narrow trails. In the 2012 Albany Hill Creekside Park Master Plan there are nine recommendations to improve the existing circulation on the main trail. Two of the recommendations are included:

1. ADA Access Top of Taft: Install a ramp at the primary entrance at the top of Taft Street that has an ADA compliant grade to allow those with limited mobility an opportunity to enjoy the crest which hosts the best east and west views on Albany Hill. (\$79,000)
2. Lower Taft Steps: Currently, access to lower Taft does not exist except via steps located on a resident's private property. The installation of steps on City owned property just north of the privately owned steps is recommended to prevent hikers from using steps belonging to the homeowner. (\$115,000)

### Justification

The Albany Hill Trail recommendations are supported by the Albany Hill Creekside Park Master Plan, the Active Transportation Plan (Priority network of walk only paths), the Parks & Rec Master Plan and the City Council's Strategic Theme Maximize Parks/Open Space.

<b>Expenditures</b>	<b>2016</b>	<b>2017</b>	<b>2018</b>	<b>2019</b>	<b>2020</b>	<b>Total</b>
Professional Services (Incl Const Mgt / Testing)		7,000	7,000			14,000
Construction / Improvements		60,000	90,000			150,000
Contingency		12,000	18,000			30,000
<b>Total</b>		<b>79,000</b>	<b>115,000</b>			<b>194,000</b>

<b>Funding Sources</b>	<b>2016</b>	<b>2017</b>	<b>2018</b>	<b>2019</b>	<b>2020</b>	<b>Total</b>
780 OPEN SPACE (1996 ASSMT DIST) (2302)		79,000	115,000			194,000
<b>Total</b>		<b>79,000</b>	<b>115,000</b>			<b>194,000</b>

**Capital Improvement Plan**  
**City of Albany, California**

2016 *thru* 2020

**Project #** 43001  
**Project Name** CODORNICES CREEK (SAN PABLO TO 8TH)



**Type** Creeks  
**Department** COMMUNITY DEVELOPM  
**Useful Life**  
**Contact** Community Development Dir  
**Category** PARKS / TRAILS / CREEKS  
**Priority** 4 Community Enhancement

**Description**

Project will create flood plain, restore habitat, and improve multiuse trail along Codornices Creek from San Pablo Avenue to 8th Street, Grant funding required to implement project.

This project provides funding for preliminary design and environmental work required for the project. There is insufficient funds to proceed with construction. Grants and other sources will be reviewed as project cost estimates are developed during the design.

**Justification**

Lower Codornices Creek Improvement Plan and CEQA MND approved by City Council in 2001.

Current cost estimate based on 2011 grant application, escalated at CCI of 1.7% per year to 2015 and 5% per year to 2018. Planning phase in 2017 includes update to 2001 CEQA review, followed by final design in 2018.

A portion of the construction is feasible in 2018 with available funding; however, the balance of construction cost would be in the future and remain unfunded.

<b>Expenditures</b>	<b>2016</b>	<b>2017</b>	<b>2018</b>	<b>2019</b>	<b>2020</b>	<b>Total</b>	<b>Future</b>
Professional Services (Incl Const Mgt / Testing)		120,000				120,000	2,205,000
Construction / Improvements			500,000			500,000	Total
<b>Total</b>		<b>120,000</b>	<b>500,000</b>			<b>620,000</b>	
<b>Funding Sources</b>	<b>2016</b>	<b>2017</b>	<b>2018</b>	<b>2019</b>	<b>2020</b>	<b>Total</b>	<b>Future</b>
782 CREEK RESTORE (1996 ASSMT DIST) (2304)		120,000	500,000			620,000	0
<b>Total</b>		<b>120,000</b>	<b>500,000</b>			<b>620,000</b>	Total

**Capital Improvement Plan**  
**City of Albany, California**

2016 *thru* 2020

<b>Project #</b>	<b>45001</b>
<b>Project Name</b>	<b>KEY ROUTE PATH</b>



<b>Type</b>	Trails	<b>Department</b>	RECREATION & COMMU
<b>Useful Life</b>		<b>Contact</b>	Rec & Community Svcs Dir
<b>Category</b>	PARKS / TRAILS / CREEKS	<b>Priority</b>	4 Community Enhancement

**Description**

Install a walking path in the Key Route Median to create a linear walking promenade along the existing Memorial Trees with a few benches along the path. The cost that is being entered here is for the Key Route Median from Solano to Brighton. This path would connect nicely to the Shrine Pocket Park. Future Public Art installation sites are planned in the median as detailed in the Albany Public Art Master Plan.

Cost estimates have also been entered for the implement raised crosswalks with respective signage at three intersections along Key Roue Boulevard per ATP.

**Justification**

This project is supported by the City Council's Strategic Theme Maximize Parks/Open Space, the Parks & Recreation Master Plan, Albany Public Art Master Plan and the Active Transportation Plan #19.

<b>Expenditures</b>	<b>2016</b>	<b>2017</b>	<b>2018</b>	<b>2019</b>	<b>2020</b>	<b>Total</b>
Professional Services (Incl Const Mgt / Testing)			23,000			23,000
Construction / Improvements			152,300			152,300
Equipment / Vehicles / Furnishings			15,000			15,000
Contingency			24,730			24,730
<b>Total</b>			<b>215,030</b>			<b>215,030</b>

<b>Funding Sources</b>	<b>2016</b>	<b>2017</b>	<b>2018</b>	<b>2019</b>	<b>2020</b>	<b>Total</b>
223 MEAS BB BIKE / PED (ACTC) (1202)			65,030			65,030
781 PLAY FIELDS (1996 ASSMT DIST) (2303)			150,000			150,000
<b>Total</b>			<b>215,030</b>			<b>215,030</b>



# **CAPITAL IMPROVEMENT PROGRAM**

## **Fiscal Year 2016 – Fiscal Year 2020**

### **SECTION 5:**

### **BUILDINGS / FACILITIES**

City of Albany, California  
*Capital Improvement Plan*  
**2016 thru 2020**

**PROJECTS BY CATEGORY**

Category	Project#	Priority	2016	2017	2018	2019	2020	Total
<b>BUILDINGS / FACILITIES</b>								
MAINTENANCE CENTER	50100	1	1,020,000					1,020,000
SENIOR CENTER RENOVATION PHASE 2	50103	4	122,000					122,000
POLICE CYCLE STORAGE	50104	1	30,000					30,000
COMMUNITY CENTER MECHANICAL UNIT REPLACEMENT	51001	3	405,000					405,000
CIVIC CENTER IMPROVEMENTS / REPAIRS	51002	3	95,000					95,000
CABLE TV CONTROL ROOM HVAC	51003	1	27,500					27,500
<b>BUILDINGS / FACILITIES Total</b>			<b>1,699,500</b>					<b>1,699,500</b>
<b>GRAND TOTAL</b>			<b>1,699,500</b>					<b>1,699,500</b>

City of Albany, California  
*Capital Improvement Plan*  
 2016 thru 2020

**PROJECTS BY FUNDING SOURCE**

Source	Project#	Priority	2016	2017	2018	2019	2020	Total
<b>0005 DESIGNATED DONATIONS</b>								
SENIOR CENTER RENOVATION PHASE 2	50103	4	122,000					122,000
<b>0005 DESIGNATED DONATIONS Total</b>			<b>122,000</b>					<b>122,000</b>
<b>100 GENERAL FUND (0001)</b>								
COMMUNITY CENTER MECHANICAL UNIT REPLACEMENT	51001	3	405,000					405,000
<b>100 GENERAL FUND (0001) Total</b>			<b>405,000</b>					<b>405,000</b>
<b>700 701 -GENERAL CAPITAL PROJ</b>								
MAINTENANCE CENTER	50100	1	1,000,000					1,000,000
<b>700 701 -GENERAL CAPITAL PROJECTS (2007) Total</b>			<b>1,000,000</b>					<b>1,000,000</b>
<b>750 CAPITAL FACILITY FEES (230)</b>								
MAINTENANCE CENTER	50100	1	20,000					20,000
<b>750 CAPITAL FACILITY FEES (2301) Total</b>			<b>20,000</b>					<b>20,000</b>
<b>832 CABLE TV (PEG) (1402)</b>								
CABLE TV CONTROL ROOM HVAC	51003	1	27,500					27,500
<b>832 CABLE TV (PEG) (1402) Total</b>			<b>27,500</b>					<b>27,500</b>
<b>842 CIVIC CENTER GO BOND PRJ</b>								
POLICE CYCLE STORAGE	50104	1	30,000					30,000
CIVIC CENTER IMPROVEMENTS / REPAIRS	51002	3	95,000					95,000
<b>842 CIVIC CENTER GO BOND PRJ (2007) (2003) Total</b>			<b>125,000</b>					<b>125,000</b>
<b>GRAND TOTAL</b>			<b>1,699,500</b>					<b>1,699,500</b>



**Capital Improvement Plan**  
**City of Albany, California**

2016 *thru* 2020

**Project #** 50100  
**Project Name** MAINTENANCE CENTER



**Type** Buildings                      **Department** PUBLIC WORKS  
**Useful Life**                              **Contact** Public Works Director  
**Category** BUILDINGS / FACILITIES      **Priority** 1 Safety

**Description**

Using the design-build construction method, the City is constructing a new Public Works Center at 540 Cleveland Avenue. The property was purchased by the City for the purpose of building a new PW Center in May 2013. The total square footage is 19,970, which includes a main two-story building (17,017sf) and an equipment building (2,900sf).  
 The total cost of design and construction is \$7.1million. The City is putting \$1million towards the project and financing the balance of \$6.1million. This budget includes approximately \$20,000 for Project Management and administrative costs prior to construction.

**Justification**

The development of a permanent Public Works Service Center has been the goal of the City for a number of years. The City's existing facility at 544 Cleveland Avenue is relatively expensive to rent, is undersized for the required activities, and does not meet contemporary standards for employee productivity and sustainability

<b>Expenditures</b>	<b>2016</b>	<b>2017</b>	<b>2018</b>	<b>2019</b>	<b>2020</b>	<b>Total</b>
Professional Services (Incl Const Mgt / Testing)	20,000					20,000
Construction / Improvements	1,000,000					1,000,000
<b>Total</b>	<b>1,020,000</b>					<b>1,020,000</b>

<b>Funding Sources</b>	<b>2016</b>	<b>2017</b>	<b>2018</b>	<b>2019</b>	<b>2020</b>	<b>Total</b>
700 701 -GENERAL CAPITAL PROJECTS (2007)	1,000,000					1,000,000
750 CAPITAL FACILITY FEES (2301)	20,000					20,000
<b>Total</b>	<b>1,020,000</b>					<b>1,020,000</b>

**Capital Improvement Plan**  
**City of Albany, California**

2016 *thru* 2020

<b>Project #</b>	<b>50103</b>
<b>Project Name</b>	<b>SENIOR CENTER RENOVATION PHASE 2</b>



<b>Type</b>	Buildings	<b>Department</b>	RECREATION & COMMU
<b>Useful Life</b>		<b>Contact</b>	Human Services Program Mg
<b>Category</b>	BUILDINGS / FACILITIES	<b>Priority</b>	4 Community Enhancement

**Description**

Renovation of the Senior Center including new HVAC system, renovation of small kitchen, improvements to the multipurpose room kitchen and shade structure in the garden.

Currently the AC covers large room only and is 35 years old. Costs to replace is \$35,000. Cost to provide new AC system for remaining areas at the Senior Center is estimated to be an additional \$20,000. Cost for small kitchen renovation is estimated to be \$24,000. Cost for multipurpose room kitchen improvements estimated to be \$40,000 and shade structure in garden \$3,000.

**Justification**

All improvements will make the Center more efficient and comfortable while working and participating in the programs offered. The new HVAC system will not only be more energy efficient, but keep those at the Center comfortable while working and participating in the programs offered.

Funds were bequeathed to the Albany Senior Center by Shirley Parr in August 2015.

<b>Expenditures</b>	<b>2016</b>	<b>2017</b>	<b>2018</b>	<b>2019</b>	<b>2020</b>	<b>Total</b>
Professional Services (Incl Const Mgt / Testing)	18,300					18,300
Construction / Improvements	97,600					97,600
Contingency	6,100					6,100
<b>Total</b>	<b>122,000</b>					<b>122,000</b>
<b>Funding Sources</b>	<b>2016</b>	<b>2017</b>	<b>2018</b>	<b>2019</b>	<b>2020</b>	<b>Total</b>
0005 DESIGNATED DONATIONS	122,000					122,000
<b>Total</b>	<b>122,000</b>					<b>122,000</b>

**Capital Improvement Plan**  
**City of Albany, California**

2016 *thru* 2020

**Project #** 50104  
**Project Name** POLICE CYCLE STORAGE



**Type** Buildings  
**Useful Life**  
**Category** BUILDINGS / FACILITIES  
**Department** POLICE  
**Contact** Police Chief  
**Priority** 1 Safety

**Description**

This project entails the construction of a new storage facility (cycle shed) for use by the police department to store patrol motorcycles, patrol bicycles and related equipment in a manner that allows secure storage, protection from the elements, light preventative maintenance and repairs, and simple, safe ingress/egress for police personnel.

Two project sites are being analyzed by staff. The exact location will be brought back to Council for final approval. The two sites under review are (1) between the police and fire departments on City property, facing Buchanan Street at the Albany Civic Center. Two existing parking spaces currently assigned to the fire department would be supplanted to support the placement of this facility. Displacement of these parking spaces will be mitigated by assigning fire department parking spaces nearby on Buchanan Street. And (2) on the west side of the Fire Department where Buchanan Street forms a "Y".

**Justification**

The Albany Police Department is in critical need of garage/storage/maintenance space for its expanding fleet of patrol bicycles, motorcycles and related equipment.

Relevance to City Council Strategic Plan - The City Council has adopted four major themes for its Strategic Plan: Foster Community Climate Action, Engage our Diverse Community, Maximize Park & Open Space, and Promote Vital & Inviting Business Areas. This project provides support of each of these themes by enabling the department to employ vehicles that present lower environmental impact, facilitate police-community engagement, and to more effectively patrol both our park open spaces and economic centers.

<b>Expenditures</b>	<b>2016</b>	<b>2017</b>	<b>2018</b>	<b>2019</b>	<b>2020</b>	<b>Total</b>
Professional Services (Incl Const Mgt / Testing)	5,000					5,000
Construction / Improvements	25,000					25,000
<b>Total</b>	<b>30,000</b>					<b>30,000</b>

<b>Funding Sources</b>	<b>2016</b>	<b>2017</b>	<b>2018</b>	<b>2019</b>	<b>2020</b>	<b>Total</b>
842 CIVIC CENTER GO BOND PRJ (2007) (2003)	30,000					30,000
<b>Total</b>	<b>30,000</b>					<b>30,000</b>



**Capital Improvement Plan**  
**City of Albany, California**

2016 thru 2020

<b>Project #</b>	<b>51002</b>
<b>Project Name</b>	<b>CIVIC CENTER IMPROVEMENTS / REPAIRS</b>
<b>Type</b>	Buildings
<b>Useful Life</b>	
<b>Category</b>	BUILDINGS / FACILITIES
<b>Department</b>	SEWER / STORM DRAIN
<b>Contact</b>	Program Mgr (Sewer / Storm)
<b>Priority</b>	3 Cost-benefit



**Description**  
 Two improvement projects are needed to improve operations at the Civic Center. One project involves the rehabilitation of the sewer line which serves the Police locker rooms as well as the public restrooms. The project will replace laterals, vents, and other fittings. The scope of this element of the overall project is estimated at \$50,000. The second project will add an air conditioning unit to the area used by Police Patrol and Support Services personnel. The scope of this element of the project is estimated at \$35,000. A contingency of \$10,000 is also included as part of the project budget.

**Justification**  
 Several events of sewer leaks have been reported in the police building during the past year. Based on CCTV monitoring by Public Works, the sewer line needs repair/ rehabilitation.  
 Installation of air conditioning in the patrol section will remedy poor ventilation and airflow that contribute to a buildup of excess heat in the westernmost offices of the police department. Officers regularly wear wool or other heavy fabric clothing over protective equipment (body armor) and heavy belts and boots which require lower ambient temperatures to maintain comfort.

Expenditures	2016	2017	2018	2019	2020	Total
Construction / Improvements	85,000					85,000
Contingency	10,000					10,000
<b>Total</b>	<b>95,000</b>					<b>95,000</b>

Funding Sources	2016	2017	2018	2019	2020	Total
842 CIVIC CENTER GO BOND PRJ (2007) (2003)	95,000					95,000
<b>Total</b>	<b>95,000</b>					<b>95,000</b>

**Capital Improvement Plan**  
**City of Albany, California**

2016 *thru* 2020

**Project #** 51003  
**Project Name** CABLE TV CONTROL ROOM HVAC



**Type** Equipment  
**Useful Life**  
**Category** BUILDINGS / FACILITIES  
**Department** CABLE TV  
**Contact**  
**Priority** 1 Safety

**Description**

As part of providing Public Access Programming the City has a Cable TV Control Room located in the Civic Center. Due to the small enclosed space and digital equipment it is difficult to maintain ideal temperatures. This can ultimately impact equipment life as well as operation.

The project will improve the operation of the room by providing a single unit sufficient to air condition the space when in use.

**Justification**

Long term maintenance of the equipment requires a more controlled environment. This also improves the work space for operators. Providing broadcasts of public meetings is a goal of the Strategic plan to engage the public.

<b>Expenditures</b>	<b>2016</b>	<b>2017</b>	<b>2018</b>	<b>2019</b>	<b>2020</b>	<b>Total</b>
Professional Services (Incl Const Mgt / Testing)	2,500					2,500
Equipment / Vehicles / Furnishings	25,000					25,000
<b>Total</b>	<b>27,500</b>					<b>27,500</b>
<b>Funding Sources</b>	<b>2016</b>	<b>2017</b>	<b>2018</b>	<b>2019</b>	<b>2020</b>	<b>Total</b>
832 CABLE TV (PEG) (1402)	27,500					27,500
<b>Total</b>	<b>27,500</b>					<b>27,500</b>



# **CAPITAL IMPROVEMENT PROGRAM**

## **Fiscal Year 2016 – Fiscal Year 2020**

### **SECTION 6:**

### **MAJOR EQUIPMENT**

City of Albany, California  
*Capital Improvement Plan*  
**2016 thru 2020**

**PROJECTS BY CATEGORY**

<b>Category</b>	<b>Project#</b>	<b>Priority</b>	<b>2016</b>	<b>2017</b>	<b>2018</b>	<b>2019</b>	<b>2020</b>	<b>Total</b>
<b>MAJOR EQUIPMENT</b>								
ENTERPRISE SOFTWARE (FINANCE / CITIZEN SERVICES)	60001	n/a	208,225					208,225
POLICE MOBILE DATA COMMUNICATION UPGRADE	60002	1	53,360					53,360
CITY WEBSITE UPGRADE	60003	4	40,000					40,000
CABLE TV BROADCAST SOFTWARE / HARDWARE	60004	n/a			40,000			40,000
NETWORK SERVER REPLACEMENTS (Public Safety)	61000	n/a	105,600					105,600
POLICE FLEET REPLACEMENTS	63000	n/a	42,000	70,378	119,700	70,000	105,000	407,078
FIRE FLEET REPLACEMENTS	65000	n/a	125,000	45,000	150,000		45,000	365,000
CITY FLEET REPLACEMENTS	66000	3	105,000	390,000	77,000	87,000	80,000	739,000
<b>MAJOR EQUIPMENT Total</b>			<b>679,185</b>	<b>505,378</b>	<b>386,700</b>	<b>157,000</b>	<b>230,000</b>	<b>1,958,263</b>
<b>GRAND TOTAL</b>			<b>679,185</b>	<b>505,378</b>	<b>386,700</b>	<b>157,000</b>	<b>230,000</b>	<b>1,958,263</b>



City of Albany, California  
*Capital Improvement Plan*  
 2016 thru 2020

**PROJECTS BY FUNDING SOURCE**

Source	Project#	Priority	2016	2017	2018	2019	2020	Total
<b>700 701 -GENERAL CAPITAL PROJ</b>								
CITY FLEET REPLACEMENTS	66000	3	12,962	30,000	50,000	87,000	80,000	259,962
<b>700 701 -GENERAL CAPITAL PROJECTS (2007) Total</b>			<b>12,962</b>	<b>30,000</b>	<b>50,000</b>	<b>87,000</b>	<b>80,000</b>	<b>259,962</b>
<b>713 SEWER CAPITAL PROJECT (40)</b>								
CITY FLEET REPLACEMENTS	66000	3	80,000	360,000	27,000			467,000
<b>713 SEWER CAPITAL PROJECT (4002) Total</b>			<b>80,000</b>	<b>360,000</b>	<b>27,000</b>			<b>467,000</b>
<b>805 COMMUNITY DEV - EQUIP RE</b>								
ENTERPRISE SOFTWARE (FINANCE / CITIZEN SERVICES)	60001	n/a	12,225					12,225
<b>805 COMMUNITY DEV - EQUIP RESERVE (2208) Total</b>			<b>12,225</b>					<b>12,225</b>
<b>820 GENERAL FUND - EQUIP RESE</b>								
CITY FLEET REPLACEMENTS	66000	3	12,038					12,038
<b>820 GENERAL FUND - EQUIP RESERVE (2201) Total</b>			<b>12,038</b>					<b>12,038</b>
<b>825 POLICE - EQUIP RESERVE (22)</b>								
POLICE FLEET REPLACEMENTS	63000	n/a	42,000	70,378	119,700	70,000	105,000	407,078
<b>825 POLICE - EQUIP RESERVE (2202) Total</b>			<b>42,000</b>	<b>70,378</b>	<b>119,700</b>	<b>70,000</b>	<b>105,000</b>	<b>407,078</b>
<b>830 FIRE FLEET - EQUIP RESERVE</b>								
FIRE FLEET REPLACEMENTS	65000	n/a	125,000	45,000			45,000	215,000
<b>830 FIRE FLEET - EQUIP RESERVE (2203) Total</b>			<b>125,000</b>	<b>45,000</b>			<b>45,000</b>	<b>215,000</b>
<b>832 CABLE TV (PEG) (1402)</b>								
CABLE TV BROADCAST SOFTWARE / HARDWARE	60004	n/a			40,000			40,000
<b>832 CABLE TV (PEG) (1402) Total</b>					<b>40,000</b>			<b>40,000</b>
<b>834 EMS - EQUIP RESERVE (2204)</b>								

Source	Project#	Priority	2016	2017	2018	2019	2020	Total
FIRE FLEET REPLACEMENTS	65000	n/a			150,000			150,000
<b>834 EMS - EQUIP RESERVE (2204)</b>					150,000			150,000
<b>Total</b>								
<b>849 INFORMATION SYS RESERVE</b>								
POLICE MOBILE DATA COMMUNICATION UPGRADE	60002	1	53,360					53,360
CITY WEBSITE UPGRADE	60003	4	40,000					40,000
NETWORK SERVER REPLACEMENTS (Public Safety)	61000	n/a	105,600					105,600
<b>849 INFORMATION SYS RESERVE (2206) Total</b>			<b>198,960</b>					<b>198,960</b>
<b>850 EQUIP REPLACEMENT RESE</b>								
ENTERPRISE SOFTWARE (FINANCE / CITIZEN SERVICES)	60001	n/a	196,000					196,000
<b>850 EQUIP REPLACEMENT RESERVE (2207) Total</b>			<b>196,000</b>					<b>196,000</b>
<b>GRAND TOTAL</b>			<b>679,185</b>	<b>505,378</b>	<b>386,700</b>	<b>157,000</b>	<b>230,000</b>	<b>1,958,263</b>

# Capital Improvement Plan

2016 *thru* 2020

## City of Albany, California

<b>Project #</b>	<b>60001</b>
<b>Project Name</b>	<b>ENTERPRISE SOFTWARE (FINANCE / CITIZEN SERVIC</b>



<b>Type</b>	Computer / IT	<b>Department</b>	FINANCE
<b>Useful Life</b>		<b>Contact</b>	Finance Director
<b>Category</b>	MAJOR EQUIPMENT	<b>Priority</b>	n/a

### Description

The City Council authorized in September 2014, the acquisition of an Enterprise Resource Planning (ERP) system, which will upgrade older Finance software and replace or implement software systems for the Licensing & Permit functions. The City selected Tyler - Munis a firm which specializes in software specific to public agencies.

The project has been scheduled in phases based on the specific module. As a result of Staff turnover it has become necessary to extend the time frame for complete implementation. In addition the City Council has authorized securing independent project management services to place less strain on Finance Director resources.

The original Project Budget was \$307,684 and of that Staff estimates \$137,695 to be available at the beginning of Fiscal Year 2015/2016. Based on an updated project cost including Project Management an additional appropriation of \$70,500 is needed in Fiscal Year 2015/2016. There are adequate reserves in the Equipment Replacement fund.

### Justification

The new system will improved customer service both internally and externally. The later phases of the project will provide opportunities for online for online transactions with residents and business owners. These improvements help support businesses and engage our diverse community both of which are part of Council's Strategic Plan.

<b>Expenditures</b>	<b>2016</b>	<b>2017</b>	<b>2018</b>	<b>2019</b>	<b>2020</b>	<b>Total</b>
Professional Services (Incl Const Mgt / Testing)	52,250					52,250
Equipment / Vehicles / Furnishings	155,975					155,975
<b>Total</b>	<b>208,225</b>					<b>208,225</b>


  

<b>Funding Sources</b>	<b>2016</b>	<b>2017</b>	<b>2018</b>	<b>2019</b>	<b>2020</b>	<b>Total</b>
805 COMMUNITY DEV - EQUIP RESERVE (2208)	12,225					12,225
850 EQUIP REPLACEMENT RESERVE (2207)	196,000					196,000
<b>Total</b>	<b>208,225</b>					<b>208,225</b>

**Capital Improvement Plan**  
**City of Albany, California**

2016 *thru* 2020

**Project #** 60002  
**Project Name** POLICE MOBILE DATA COMMUNICATION UPGRADE



**Type** Computer / IT  
**Useful Life**  
**Category** MAJOR EQUIPMENT  
**Department** INFORMATION SERVICES  
**Contact** Police Chief  
**Priority** 1 Safety

**Description**

Police patrol vehicles use mobile data terminals to access information as well as for the preparation of reports. This requires the establishment of secure connection to the network infrastructure.

As part of a separate project network infrastructure is being upgraded. This project will purchase 8 terminal replacements.

**Justification**

In order to provide current technology to police patrol units it is important that data terminals meet current standards. The current equipment is beyond its useful life.

<b>Expenditures</b>	<b>2016</b>	<b>2017</b>	<b>2018</b>	<b>2019</b>	<b>2020</b>	<b>Total</b>
Professional Services (Incl Const Mgt / Testing)	5,000					5,000
Equipment / Vehicles / Furnishings	48,360					48,360
<b>Total</b>	<b>53,360</b>					<b>53,360</b>

<b>Funding Sources</b>	<b>2016</b>	<b>2017</b>	<b>2018</b>	<b>2019</b>	<b>2020</b>	<b>Total</b>
849 INFORMATION SYS RESERVE (2206)	53,360					53,360
<b>Total</b>	<b>53,360</b>					<b>53,360</b>

# Capital Improvement Plan

## City of Albany, California

2016 *thru* 2020

**Project #** 60003  
**Project Name** CITY WEBSITE UPGRADE

**Type** Computer / IT  
**Useful Life**  
**Category** MAJOR EQUIPMENT  
**Department** RECREATION & COMMU  
**Contact** Rec & Community Svcs Dir  
**Priority** 4 Community Enhancement



### Description

The City's website was last updated in 2007. The current software version of the Content Management System (CMS) software will no longer be supported by the current vendor and will not be compatible with any of the web browsers. The site's updating tool can only be opened in Internet Explorer 8 as it is not compatible with any other browser. This redesign will bring our CMS version to the current/new version offered by our vendor Vision Internet.

The upgrade provides the site with all inclusive maintenance, hosting, upgrades, support and future components-the site software will never be out of date. The upgrade will simplify the updating process for staff that provide content to the site with new one-click features, customized layouts, backend dashboard and 1-page editing from the front-end view and agenda builder, to name a few. The upgrade will redesign the homepage and add new functionality to the site notably responsive design and GovTrack.

### Justification

This upgrade meets goal #3 of the City of Albany's IT Master Plan: "Keep website upgraded"

Expenditures	2016	2017	2018	2019	2020	Total
Miscellaneous Supplies / Services	40,000					40,000
<b>Total</b>	<b>40,000</b>					<b>40,000</b>

Funding Sources	2016	2017	2018	2019	2020	Total
849 INFORMATION SYS RESERVE (2206)	40,000					40,000
<b>Total</b>	<b>40,000</b>					<b>40,000</b>

**Capital Improvement Plan**  
**City of Albany, California**

2016 *thru* 2020

**Project #** 60004  
**Project Name** CABLE TV BROADCAST SOFTWARE / HARDWARE



**Type** Computer / IT                      **Department** CABLE TV  
**Useful Life**                                      **Contact**  
**Category** MAJOR EQUIPMENT              **Priority** n/a

**Description**

The current cable broadcasting hardware and software used in the control room is nearing the end of its lifecycle approaching 10 years old. In addition to having equipment that is operational technology improvements have occurred in the past decade which now offer more features. It is proposed to replace these components in Fiscal Year 2017/2018.

**Justification**

In the City's continued effort to engage the community in a variety of ways, it is critical to keep our broadcasting hardware and software up to date.

<b>Expenditures</b>	<b>2016</b>	<b>2017</b>	<b>2018</b>	<b>2019</b>	<b>2020</b>	<b>Total</b>
Professional Services (Incl Const Mgt / Testing)			5,000			5,000
Equipment / Vehicles / Furnishings			35,000			35,000
<b>Total</b>			<b>40,000</b>			<b>40,000</b>

<b>Funding Sources</b>	<b>2016</b>	<b>2017</b>	<b>2018</b>	<b>2019</b>	<b>2020</b>	<b>Total</b>
832 CABLE TV (PEG) (1402)			40,000			40,000
<b>Total</b>			<b>40,000</b>			<b>40,000</b>

**Capital Improvement Plan**  
**City of Albany, California**

2016 *thru* 2020

**Project #** 61000  
**Project Name** NETWORK SERVER REPLACEMENTS (Public Safety)



**Type** Computer / IT                      **Department** INFORMATION SERVICES  
**Useful Life**                                      **Contact** Information Systems Manage  
**Category** MAJOR EQUIPMENT              **Priority** n/a

**Description**

The Police Department (PD) currently has 4 servers that have expired warranties. These machines are all 6+ years old and need to be decommissioned and replaced. The city side of the network has implemented a Virtualization of its physical servers to more efficient and reliable VMware infrastructure. Due to the physical location and separation compliance requirements by the Criminal Justice Information System (CJIS), the PD network servers will have a separate VMware virtual environment.

The high initial implementation cost will cover the purchase of the hardware and software licenses in Fiscal Year 2016. In subsequent years the City will incur approximately \$1,500 per year in operating costs to maintain the software license.

**Justification**

The PD department currently has 4 servers that have expired warranties. These machines are all 6+ years old and need to be decommissioned and replaced. The city side of the network has implemented a Virtualization of its physical servers to more efficient and reliable VMware infrastructure. The PD servers will need a similar virtualization solution.

<b>Expenditures</b>	<b>2016</b>	<b>2017</b>	<b>2018</b>	<b>2019</b>	<b>2020</b>	<b>Total</b>
Equipment / Vehicles / Furnishings	105,600					105,600
<b>Total</b>	<b>105,600</b>					<b>105,600</b>

<b>Funding Sources</b>	<b>2016</b>	<b>2017</b>	<b>2018</b>	<b>2019</b>	<b>2020</b>	<b>Total</b>
849 INFORMATION SYS RESERVE (2206)	105,600					105,600
<b>Total</b>	<b>105,600</b>					<b>105,600</b>

# Capital Improvement Plan

## City of Albany, California

2016 *thru* 2020

**Project # 63000**  
**Project Name POLICE FLEET REPLACEMENTS**

**Type** Fleet  
**Useful Life**  
**Category** MAJOR EQUIPMENT  
**Department** POLICE  
**Contact** Police Chief  
**Priority** n/a



**Description**

Police operations require a fleet of vehicles for Patrol, Investigations, Parking Enforcement, and support administrative vehicles. The City Police Fleet includes 10 Patrol Vehicles; 6 Investigations / Command Vehicles; 3 Parking Enforcement Vehicles; and 2 Support Vehicles.

In Fiscal Year 2016 - One Investigations vehicle will be replaced with a leased vehicle paid for in the operating budget. In addition one Patrol Vehicle will be replaced.

In Fiscal Year 2017 - funding will provide one Patrol Vehicle plus a Patrol equipped Motorcycle.

In Fiscal Year 2018 - funding provides replacement of 2 Patrol Cars, 1 Investigations vehicle, and one parking enforcement cart.

In Fiscal Year 2019 - funding provides replacement of 4 Patrol Cars.

In Fiscal Year 2020 - Funding provides replacement of 2 Patrol Vehicles and two off-road motorcycles.

**Justification**

Emergency response requires an adequate fleet with sufficient back-up units to accommodate maintenance and peak operations.

<b>Expenditures</b>	<b>2016</b>	<b>2017</b>	<b>2018</b>	<b>2019</b>	<b>2020</b>	<b>Total</b>	<b>Future</b>
Equipment / Vehicles / Furnishings	42,000	70,378	119,700	70,000	105,000	407,078	355,000
<b>Total</b>	<b>42,000</b>	<b>70,378</b>	<b>119,700</b>	<b>70,000</b>	<b>105,000</b>	<b>407,078</b>	<b>Total</b>
<b>Funding Sources</b>	<b>2016</b>	<b>2017</b>	<b>2018</b>	<b>2019</b>	<b>2020</b>	<b>Total</b>	<b>Future</b>
825 POLICE - EQUIP RESERVE (2202)	42,000	70,378	119,700	70,000	105,000	407,078	355,000
<b>Total</b>	<b>42,000</b>	<b>70,378</b>	<b>119,700</b>	<b>70,000</b>	<b>105,000</b>	<b>407,078</b>	<b>Total</b>



# Capital Improvement Plan

## City of Albany, California

2016 thru 2020

**Project #** 65000  
**Project Name** FIRE FLEET REPLACEMENTS



**Type** Fleet  
**Useful Life**  
**Category** MAJOR EQUIPMENT  
**Department** FIRE  
**Contact** Fire Chief  
**Priority** n/a

### Description

This project provides for the replacement and outfitting of Fire Suppression and Emergency Medical Services vehicles. The nature of some of the larger pieces of equipment result in longer life cycles than a standard car or truck.

The current Fire Department fleet consists of:

- 1 - 2005 Ford Type 6 Wildland Engine (Target Replacement 2016)
- 1 - 1997 Pierce Type 1 Fire Engine - 1250 GPM (Target Replacement 2022)
- 1 - 2009 Pierce Type 1 Fire Engine - 1500 GPM (Target Replacement 2029)
- 1 - 2009 Pierce 75' Aerial Truck - 1500 GPM (Target Replacement 2029)
- 1 - 2006 Ford / Horton Ambulance (Target Replacement 2018)
- 1 - 2014 Ford / Horton Ambulance (Target Replacement 2026)
- 1 - 2003 Ford Explorer - Fire Prevention / Utility (Target Replacement 2017)
- 1 - 2015 Chevrolet Tahoe - Command Vehicle (Target Replacement 2020 - Current Lease)

### Justification

In order to provide Emergency response it is necessary for the City to maintain a fleet of fire suppression vehicles, emergency medical services ambulances, and support vehicles. This includes the ability to maintain reserve vehicles capable for a response as front line vehicles are serviced.

Expenditures	2016	2017	2018	2019	2020	Total	Future
Equipment / Vehicles / Furnishings	125,000	45,000	150,000		45,000	365,000	2,010,000
<b>Total</b>	<b>125,000</b>	<b>45,000</b>	<b>150,000</b>		<b>45,000</b>	<b>365,000</b>	<b>Total</b>
Funding Sources	2016	2017	2018	2019	2020	Total	Future
830 FIRE FLEET - EQUIP RESERVE (2203)	125,000	45,000			45,000	215,000	2,010,000
834 EMS - EQUIP RESERVE (2204)			150,000			150,000	Total
<b>Total</b>	<b>125,000</b>	<b>45,000</b>	<b>150,000</b>		<b>45,000</b>	<b>365,000</b>	

**Capital Improvement Plan**  
**City of Albany, California**

2016 *thru* 2020

<b>Project #</b>	<b>66000</b>
<b>Project Name</b>	<b>CITY FLEET REPLACEMENTS</b>



<b>Type</b>	Fleet	<b>Department</b>	PUBLIC WORKS
<b>Useful Life</b>		<b>Contact</b>	Finance Director
<b>Category</b>	MAJOR EQUIPMENT	<b>Priority</b>	3 Cost-benefit

**Description**

City services require the maintenance of a fleet of vehicles to provide on-going services. This includes heavy duty vehicles used for Streets, Parks, and Sewers as well as administrative support vehicles. With the exception of the 2013 Vac-Con truck, all of the trucks are over ten years old including two 27-year old trucks.

The current fleet includes the following:  
 SEWER OPERATIONS: 1988 Line Inspection Van; 1997 Trailer for Inspection Van; 1990 F-250 Flat Bed Heavy Truck; 1997 - Vactor Truck; 1992 Sonoma Pick-Up; 1993 Rodder Truck; and 2013 Vac Con Line Cleaner.  
 PUBLIC WORKS SHARED MAINTENANCE USES: 1988 F150- Light Duty; 1990 Heavy Truck; 1990 Medium Truck; 1991 Ford F150; 1992 GMC Van; 2003 Ford F-150; and 2004 Chevy Step Van; **SPECIALTY EQUIPMENT:** 1986 Case Backhoe; 2001 Toyota Forklift;  
**PASSENGER / SUPPORT VEHICLES:** 1991 Chevrolet Blazer; 1991 Geo Prizm; 2001 Ford Taurus; 2003 Ford Focus

The following are proposed to be replaced:  
 2016: 2 Trucks serving Sewers and one Passenger Vehicle; 2017: Sewer Vehicles -Vactor Truck and Replace Inspection Trailer with Van, and one F250 Truck; 2018: One Sewer Truck F150 and one PW Maintenance F250 plus one sedan; 2019: two F250 Maintenance Trucks and one sedan 2020: Maintenance two F550 Trucks.

**Justification**

In order to be cost effective vehicles should be periodically replaced in order to forego increased operating costs due to repairs. Periodic replacements also improves the City environmental footprint to the extent that newer vehicles operate with less impact on the environment.

<b>Expenditures</b>	<b>2016</b>	<b>2017</b>	<b>2018</b>	<b>2019</b>	<b>2020</b>	<b>Total</b>
Equipment / Vehicles / Furnishings	105,000	390,000	77,000	87,000	80,000	739,000
<b>Total</b>	<b>105,000</b>	<b>390,000</b>	<b>77,000</b>	<b>87,000</b>	<b>80,000</b>	<b>739,000</b>
<b>Funding Sources</b>	<b>2016</b>	<b>2017</b>	<b>2018</b>	<b>2019</b>	<b>2020</b>	<b>Total</b>
700 701 -GENERAL CAPITAL PROJECTS (2007)	12,962	30,000	50,000	87,000	80,000	259,962
713 SEWER CAPITAL PROJECT (4002)	80,000	360,000	27,000			467,000
820 GENERAL FUND - EQUIP RESERVE (2201)	12,038					12,038
<b>Total</b>	<b>105,000</b>	<b>390,000</b>	<b>77,000</b>	<b>87,000</b>	<b>80,000</b>	<b>739,000</b>



# **CAPITAL IMPROVEMENT PROGRAM**

## **Fiscal Year 2016 – Fiscal Year 2020**

### **Underfunded Projects**

***– Needed improvements that can only be partially funded. The funded portion is included in the CIP. These are the portion of each project which was reduced to match estimated available funding.***

City of Albany, California  
*Capital Improvement Plan*  
 2016 thru 2020

**PROJECTS BY CATEGORY AND DEPARTMENT**

Department Category	2016	2017	2018	2019	2020	Total	Future
<b><u>PUBLIC WORKS</u></b>							
<b><u>STREETS / BIKEWAYS / PED IMPROVEMEN</u></b>							
UNDERFUNDED - STREET REHABILITATION				1,295,000	1,345,000	2,640,000	
UNDERFUNDED - SIDEWALK REHABILITATION	275,000	350,000	400,000	400,000	400,000	1,825,000	
<i>Category Sub-Total</i>	275,000	350,000	400,000	1,695,000	1,745,000	4,465,000	
<b>Department Total:</b>	<b>275,000</b>	<b>350,000</b>	<b>400,000</b>	<b>1,695,000</b>	<b>1,745,000</b>	<b>4,465,000</b>	
<b><u>RECREATION &amp; COMMUNITY SVCS</u></b>							
<b><u>COMMUNITY IMPROVEMENTS</u></b>							
PUBLIC ART							
<i>Category Sub-Total</i>							
<b>Department Total:</b>							
<b><u>SEWER / STORM DRAIN</u></b>							
<b><u>SEWER / STORM DRAIN</u></b>							
UNDERFUNDED - ANNUAL SEWER REHABILITATION		538,700	954,000	863,900	627,500	2,984,100	
UNDERFUNDED - STORM DRAIN REHABILITATION							9,440,000
<i>Category Sub-Total</i>		538,700	954,000	863,900	627,500	2,984,100	9,440,000
<b>Department Total:</b>		<b>538,700</b>	<b>954,000</b>	<b>863,900</b>	<b>627,500</b>	<b>2,984,100</b>	<b>9,440,000</b>
<b>GRAND TOTAL</b>	<b>275,000</b>	<b>888,700</b>	<b>1,354,000</b>	<b>2,558,900</b>	<b>2,372,500</b>	<b>7,449,100</b>	<b>9,440,000</b>

**Capital Improvement Plan**  
**City of Albany, California**

2016 *thru* 2020

**Project #** 10001  
**Project Name** PUBLIC ART



**Type** Beautification      **Department** RECREATION & COMMU  
**Useful Life**      **Contact** Human Services Program Mg  
**Category** COMMUNITY IMPROVEME      **Priority** 5 Future Consideration

**Description**

The Public Art Ordinance establishes a mechanism for funding public art throughout the city requiring that certain public and private construction projects either include a public art element or provide an in-lieu fee for public art elsewhere.

The fee is imposed on projects requiring a building permit. Any public or private development with a construction cost greater than \$300,000 must include a Public Art component equal to 1.75% of the total construction costs. If there is not a possible public space for Public Art at the project site, the development must then make a contribution equal to 1.75% of project costs to the Art in Public Places Fund.

As of September 2015, the estimated balance in the Art in Public Places Fund is \$82,500

**Justification**

Public art supports economic development, attracts business, new residents and tourists. Well executed public art can be a tremendous source of pride, and create a sense of place, a focal point and destination. At this time, there are no projects planned within the current 5 year CIP with the exception of an art project to be determined at the new Public Works Center. The PW Center will generate an additional \$30,000 in the Public Art fund once the facility is constructed in 2016.

<b>Expenditures</b>	<b>2016</b>	<b>2017</b>	<b>2018</b>	<b>2019</b>	<b>2020</b>	<b>Total</b>	<b>Future</b>
Construction / Improvements	0					0	0
<b>Total</b>	<b>0</b>					<b>0</b>	<b>Total</b>

<b>Funding Sources</b>	<b>2016</b>	<b>2017</b>	<b>2018</b>	<b>2019</b>	<b>2020</b>	<b>Total</b>	<b>Future</b>
460 PUBLIC ART (1403)	0					0	82,500
<b>Total</b>	<b>0</b>					<b>0</b>	<b>Total</b>

# Capital Improvement Plan

## City of Albany, California

2016 *thru* 2020

<b>Project #</b>	<b>U21000</b>
<b>Project Name</b>	<b>UNDERFUNDED - STREET REHABILITATION</b>
<b>Type</b>	Streets
<b>Department</b>	PUBLIC WORKS
<b>Useful Life</b>	<b>Contact</b> Public Works Director
<b>Category</b>	STREETS / BIKEWAYS / PED
	<b>Priority</b> 5 Future Consideration



**Description**

The City of Albany’s public works department is responsible for the repair and maintenance of approximately 29.4 centerline miles of pavements.

Streets for rehabilitation are selected using the Street Saver program that is distributed and coordinated by Metropolitan Transportation Commission (MTC). Streets are periodically evaluated and assigned a pavement condition index (PCI) through a Pavement Management Technical Assistance Program (P-TAP).

Based on the MTC report, the average PCI for the entire City network was 56, which indicates an overall Fair condition in 2014.

The Annual Street Rehabilitation Program is to maintain and improve the pavement condition in the City. The goal of the proposed program is to increase existing PCI by 10 points to 66 in the next five years. Program is underfunded in FY19 and FY20.

The unfunded portion will contribute an increase of 3 points to the PCI and be able to rehabilitate 1.5 miles of pavements each year.

**Justification**

The pavement condition in Albany has been deteriorating with PCI dropping from 60 in 2009 to 56 in 2014. Over 40% of citywide street sections are currently rated as "poor". The proposed projects supports Council's Strategic Plan: Transportation Safety and Active Transportain Plan.

<b>Expenditures</b>	<b>2016</b>	<b>2017</b>	<b>2018</b>	<b>2019</b>	<b>2020</b>	<b>Total</b>
Construction / Improvements				1,295,000	1,345,000	2,640,000
<b>Total</b>				<b>1,295,000</b>	<b>1,345,000</b>	<b>2,640,000</b>

<b>Funding Sources</b>	<b>2016</b>	<b>2017</b>	<b>2018</b>	<b>2019</b>	<b>2020</b>	<b>Total</b>
0000 NO FUNDING CONFIRMED				0	0	0
<b>Total</b>				<b>0</b>	<b>0</b>	<b>0</b>

**Capital Improvement Plan**  
**City of Albany, California**

2016 *thru* 2020

**Project #** U22000  
**Project Name** UNDERFUNDED - SIDEWALK REHABILITATION



**Type** Pedestrian  
**Useful Life**  
**Category** STREETS / BIKEWAYS / PED  
**Department** PUBLIC WORKS  
**Contact** Program Mgr (Sewer / Storm)  
**Priority** 4 Community Enhancement

**Description**

Rehabilitation/repair of damaged sidewalks based on the City's Sidewalk Repair Policy. In 2015, the Public Works Department conducted a Sidewalk Condition Assessment throughout the city and identified the most damaged sidewalk locations. The CIP estimated the cost of repairing/replacing these sidewalk locations within the next five years, and continuing the annual maintenance thereafter.

This project reflects only the underfunded amounts. Included in Project 22000 is funding that will begin to address deficiencies in sidewalk conditions. That project proposes to spend \$600,000 over the 5 year period.

**Justification**

The City needs to minimize the risks of hazards to pedestrians and reduce related liabilities to the city. In addition, increasing walkability is part of the City's sustainability goals.

This project identifies additional funding required to fully address the estimated sidewalk repair needs in the 5 year timeframe.

<b>Expenditures</b>	<b>2016</b>	<b>2017</b>	<b>2018</b>	<b>2019</b>	<b>2020</b>	<b>Total</b>
Construction / Improvements	275,000	300,000	350,000	350,000	350,000	1,625,000
Contingency		50,000	50,000	50,000	50,000	200,000
<b>Total</b>	<b>275,000</b>	<b>350,000</b>	<b>400,000</b>	<b>400,000</b>	<b>400,000</b>	<b>1,825,000</b>

<b>Funding Sources</b>	<b>2016</b>	<b>2017</b>	<b>2018</b>	<b>2019</b>	<b>2020</b>	<b>Total</b>
0000 NO FUNDING CONFIRMED	0	0	0	0	0	0
<b>Total</b>	<b>0</b>	<b>0</b>	<b>0</b>	<b>0</b>	<b>0</b>	<b>0</b>



**Capital Improvement Plan**  
**City of Albany, California**

2016 *thru* 2020

**Project #** U32000  
**Project Name** UNDERFUNDED - ANNUAL SEWER REHABILITATION



**Type** Unassigned      **Department** SEWER / STORM DRAIN  
**Useful Life**      **Contact** Program Mgr (Sewer / Storm)  
**Category** SEWER / STORM DRAIN      **Priority** 2 Legal Mandate / Regulation

**Description**

The City is currently undertaking a Sewer Services Fee Study. As of July 1, 2015 the rates were maintained at the same level as July 1, 2014. The two year budget assumed no change in rates pending the completion of the Fee Study.

For CIP purposes a modest 2% in rates was projected, however it did not occur until Fiscal Year 2018. The Fee Study is expected to develop a more realistic estimate incorporating project costs and operating cost estimates in the future.

The amounts shown as part of this project reflect amounts that are expected to be required, however, funding is not available. The funded portion is shown in Project #32000.

**Justification**

For planning purposes this project shows additional amounts of funding required to achieve the expected needs for sewer line rehabilitation. Fully funding the project is also necessary in order to meet compliance requirements.

<b>Expenditures</b>	<b>2016</b>	<b>2017</b>	<b>2018</b>	<b>2019</b>	<b>2020</b>	<b>Total</b>
Construction / Improvements	0	538,700	954,000	863,900	627,500	2,984,100
<b>Total</b>	<b>0</b>	<b>538,700</b>	<b>954,000</b>	<b>863,900</b>	<b>627,500</b>	<b>2,984,100</b>

<b>Funding Sources</b>	<b>2016</b>	<b>2017</b>	<b>2018</b>	<b>2019</b>	<b>2020</b>	<b>Total</b>
0000 NO FUNDING CONFIRMED		0	0	0	0	0
<b>Total</b>		<b>0</b>	<b>0</b>	<b>0</b>	<b>0</b>	<b>0</b>



**Capital Improvement Plan**  
**City of Albany, California**

2016 *thru* 2020

**Project #** U35000  
**Project Name** UNDERFUNDED - STORM DRAIN REHABILITATION



**Type** Storm Drain      **Department** SEWER / STORM DRAIN  
**Useful Life**      **Contact**  
**Category** SEWER / STORM DRAIN      **Priority** 5 Future Consideration

**Description**

The unfunded storm drain projects will include the following two major items:  
 1) 16,000 LF storm drain replacement construction & testing;  
 2) storm drain design services (phase 2 and phase 3)

**Justification**

Upon completion, the project will significantly reduce flooding and pollutions to the community. The project supports Council's Strategic Plan: Foster Community Climate Action.

<b>Expenditures</b>	<b>2016</b>	<b>2017</b>	<b>2018</b>	<b>2019</b>	<b>2020</b>	<b>Total</b>	<b>Future</b>
Construction / Improvements	0					0	9,440,000
<b>Total</b>	<b>0</b>					<b>0</b>	<b>Total</b>
<b>Funding Sources</b>	<b>2016</b>	<b>2017</b>	<b>2018</b>	<b>2019</b>	<b>2020</b>	<b>Total</b>	<b>Future</b>
0000 NO FUNDING CONFIRMED	0					0	0
<b>Total</b>	<b>0</b>					<b>0</b>	<b>Total</b>



# **CAPITAL IMPROVEMENT PROGRAM**

## **Fiscal Year 2016 – Fiscal Year 2020**

### **Projects With No Funding**

***– These are improvements that would be beneficial to the community however, no funding has been secured.***

City of Albany, California  
*Capital Improvement Plan*  
 2016 thru 2020

**PROJECTS BY CATEGORY AND DEPARTMENT**

Department Category	2016	2017	2018	2019	2020	Total	Future
<b>COMMUNITY DEVELOPMENT</b>							
<b>COMMUNITY IMPROVEMENTS</b>							
STREETSCAPE IMPROVEMENTS (SOLANO)							3,251,000
<i>Category Sub-Total</i>							3,251,000
<b>Department Total:</b>							<b>3,251,000</b>
<b>RECREATION &amp; COMMUNITY SVCS</b>							
<b>BUILDINGS / FACILITIES</b>							
SENIOR CENTER (FUTURE REPLACEMENT)							2,500,000
VETERANS MEMORIAL BLDG (FUTURE)							10,200,000
<i>Category Sub-Total</i>							12,700,000
<b>Department Total:</b>							<b>12,700,000</b>
<b>TRANSPORTATION PLANNING</b>							
<b>STREETS / BIKEWAYS / PED IMPROVEMEN</b>							
SAN PABLO DEDICATED BIKE LANE EXT (CYCLETRACK)							290,000
BIKEWAY - PIERCE STREET PARK							860,000
CROSSWALK / PED IMPROVEMENTS (MARIN / CORNELL)							1,345,000
<i>Category Sub-Total</i>							2,495,000
<b>Department Total:</b>							<b>2,495,000</b>
<b>GRAND TOTAL</b>							<b>18,446,000</b>

# Capital Improvement Plan

2016 *thru* 2020

## City of Albany, California

<b>Project #</b>	<b>10003</b>
<b>Project Name</b>	<b>STREETSCAPE IMPROVEMENTS (SOLANO)</b>



<b>Type</b>	Streets	<b>Department</b>	COMMUNITY DEVELOPMEN
<b>Useful Life</b>		<b>Contact</b>	Community Development Dir
<b>Category</b>	COMMUNITY IMPROVEME	<b>Priority</b>	4 Community Enhancement

### Description

Project includes the planning, design and construction of complete street features on Solano Avenue from Masonic east to City limit. Improvements include sidewalks, crosswalks, street lighting, bulbouts, and modernized signals.

### Justification

Continuation of streetscape improvements that were completed on lower Solano Avenue in the early 2000s. The 2015 Strategic Plan includes the initiation of the planning process for improvements to Solano Avenue. Preliminary budget based on July 31, 2015 submittal to Alameda County Transportation Commission for the 2016 Countywide Transportation Plan. City Council authorization to submit applications approved July 20, 2015.

Typical grant awards will vary and it is common that they do not cover 100% of the project cost. At a minimum there are usually matching requirements that the City contribute 15% - 20% or more of the cost. To the extent that matching sources are unavailable due to committed funding to other projects, acceptance of a grant may impact proposed projects. Any necessary adjustments to the CIP priorities and proposed project timing, would be presented to the City Council if the grant is awarded.

Expenditures	Prior	2016	2017	2018	2019	2020	Future	Total
Professional Services (Incl Const Mgt / Testing)							300,000	300,000
Construction / Improvements		0					2,919,000	2,919,000
Miscellaneous Supplies / Services							32,000	32,000
<b>Total</b>		<b>0</b>					<b>3,251,000</b>	<b>3,251,000</b>

Funding Sources	Prior	2016	2017	2018	2019	2020	Future	Total
0000 NO FUNDING CONFIRMED		0					0	0
<b>Total</b>		<b>0</b>					<b>0</b>	<b>0</b>

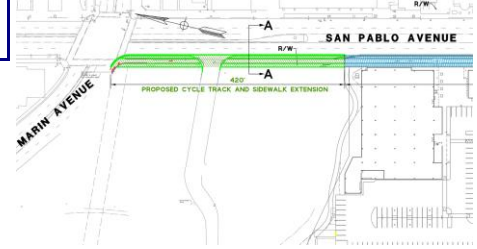
# Capital Improvement Plan

2016 *thru* 2020

## City of Albany, California

**Project #** 24005  
**Project Name** SAN PABLO DEDICATED BIKE LANE EXT (CYCLETRAC)

**Type** Bikeways  
**Useful Life**  
**Category** STREETS / BIKEWAYS / PED  
**Department** TRANSPORTATION PLANNING  
**Contact** Community Development Director  
**Priority** 1 Safety



### Description

Construction of an extension of the San Pablo Avenue cycle-track from the UC Village mixed use project north to the Marin-San Pablo intersection to connect with the recently implemented Marin-Buchanan Bikeway.

### Justification

Preliminary budget based on July 31, 2015 submittal to Alameda County Transportation Commission for the 2016 Countywide Transportation Plan. City Council authorization to submit applications approved July 20, 2015.

Typical grant awards will vary and it is common that they do not cover 100% of the project cost. At a minimum there are usually matching requirements that the City contribute 15% - 20% or more of the cost. To the extent that matching sources are unavailable due to committed funding to other projects, acceptance of a grant may impact proposed projects. Any necessary adjustments to the CIP priorities and proposed project timing, would be presented to the City Council if the grant is awarded.

Expenditures	Prior	2016	2017	2018	2019	2020	Future	Total
Professional Services (Incl Const Mgt / Testing)							40,000	40,000
Construction / Improvements		0					200,000	200,000
Miscellaneous Supplies / Services							50,000	50,000
<b>Total</b>		<b>0</b>					<b>290,000</b>	<b>290,000</b>

Funding Sources	Prior	2016	2017	2018	2019	2020	Future	Total
0000 NO FUNDING CONFIRMED		0					0	0
<b>Total</b>		<b>0</b>					<b>0</b>	<b>0</b>

# Capital Improvement Plan

2016 *thru* 2020

## City of Albany, California

**Project #** 24006  
**Project Name** BIKEWAY - PIERCE STREET PARK



**Type** Bikeways  
**Useful Life**  
**Category** STREETS / BIKEWAYS / PED  
**Department** TRANSPORTATION PLANNING  
**Contact** Community Development Dir  
**Priority** 4 Community Enhancement

### Description

Design and construction of a Class I (off-street) bikeway on the west side of Pierce Street from Pierce Street Park to Cleveland Avenue and Class I (off-street) bikeway from Cleveland Avenue to the Buchanan Street Bridge.

### Justification

Identified as a project in the Active Transportation Plan and in the master planning of future phase of Pierce Street Park. Preliminary budget based on July 31, 2015 submittal to Alameda County Transportation Commission for the 2016 Countywide Transportation Plan. City Council authorization to submit applications approved July 20, 2015.

Typical grant awards will vary and it is common that they do not cover 100% of the project cost. At a minimum there are usually matching requirements that the City contribute 15% - 20% or more of the cost. To the extent that matching sources are unavailable due to committed funding to other projects, acceptance of a grant may impact proposed projects. Any necessary adjustments to the CIP priorities and proposed project timing, would be presented to the City Council if the grant is awarded.

Expenditures	Prior	2016	2017	2018	2019	2020	Future	Total
Professional Services (Incl Const Mgt / Testing)							88,000	88,000
Construction / Improvements		0					752,000	752,000
Miscellaneous Supplies / Services							20,000	20,000
<b>Total</b>		<b>0</b>					<b>860,000</b>	<b>860,000</b>

Funding Sources	Prior	2016	2017	2018	2019	2020	Future	Total
0000 NO FUNDING CONFIRMED		0					0	0
<b>Total</b>		<b>0</b>					<b>0</b>	<b>0</b>

# Capital Improvement Plan

2016 *thru* 2020

## City of Albany, California

**Project #** 24010  
**Project Name** CROSSWALK / PED IMPROVEMENTS (MARIN / CORNE

**Type** Pedestrian  
**Useful Life**  
**Category** STREETS / BIKEWAYS / PED  
**Department** TRANSPORTATION PLANNI  
**Contact** Transportation Planner  
**Priority** 4 Community Enhancement



### Description

Implementation of a median, intersection bulb-outs, and flashing beacons on Marin Avenue between Cornell and Evelyn Avenue.

### Justification

These intersections are the major pedestrian crossing points from the Dartmouth neighborhood to Cornell School and Solano Avenue commercial district. Preliminary budget based on July 31, 2015 submittal to Alameda County Transportation Commission for the 2016 Countywide Transportation Plan. City Council authorization to submit applications approved July 20, 2015.

Typical grant awards will vary and it is common that they do not cover 100% of the project cost. At a minimum there are usually matching requirements that the City contribute 15% - 20% or more of the cost. To the extent that matching sources are unavailable due to committed funding to other projects, acceptance of a grant may impact proposed projects. Any necessary adjustments to the CIP priorities and proposed project timing, would be presented to the City Council if the grant is awarded.

Expenditures	Prior	2016	2017	2018	2019	2020	Future	Total
Professional Services (Incl Const Mgt / Testing)							180,000	180,000
Construction / Improvements		0					1,165,000	1,165,000
<b>Total</b>		<b>0</b>					<b>1,345,000</b>	<b>1,345,000</b>

Funding Sources	Prior	2016	2017	2018	2019	2020	Future	Total
0000 NO FUNDING CONFIRMED		0					0	0
<b>Total</b>		<b>0</b>					<b>0</b>	<b>0</b>

# Capital Improvement Plan

2016 *thru* 2020

## City of Albany, California

**Project #** 50101  
**Project Name** SENIOR CENTER (FUTURE REPLACEMENT)



**Type** Buildings  
**Useful Life**  
**Category** BUILDINGS / FACILITIES  
**Department** RECREATION & COMMUNITY  
**Contact** Human Services Program Mgr  
**Priority** 5 Future Consideration

### Description

The City purchased the property/house next to the Senior Center on Masonic Ave in 2008. The intent at the time was to demolish the existing house on the property and expand the Senior Center. The cost to demolish and expand the facility in 2008 was \$2.1 million. Using 2.5% inflation each year, the 2015 cost is estimated at \$2.5 million.

### Justification

With the senior population increasing each year, services for aging adults also increases. This project supports Engaging our Diverse Community by expanding services and facilities for the City's aging population and is currently unfunded.

Expenditures	Prior	2016	2017	2018	2019	2020	Future	Total
Professional Services (Incl Const Mgt / Testing)							500,000	500,000
Construction / Improvements		0					1,875,000	1,875,000
Contingency							125,000	125,000
<b>Total</b>		<b>0</b>					<b>2,500,000</b>	<b>2,500,000</b>

Funding Sources	Prior	2016	2017	2018	2019	2020	Future	Total
0000 NO FUNDING CONFIRMED		0					0	0
<b>Total</b>		<b>0</b>					<b>0</b>	<b>0</b>



# Capital Improvement Plan

2016 *thru* 2020

## City of Albany, California

<b>Project #</b>	<b>50102</b>
<b>Project Name</b>	<b>VETERANS MEMORIAL BLDG (FUTURE)</b>



<b>Type</b>	Buildings	<b>Department</b>	RECREATION & COMMUNIT
<b>Useful Life</b>		<b>Contact</b>	Rec & Community Svcs Dir
<b>Category</b>	BUILDINGS / FACILITIES	<b>Priority</b>	5 Future Consideration

### Description

The City has considered the acquisition of this historic building a number of times over the past 24 years. The Veteran's Building is in need of a major renovation to bring it up to code, make it seismic safe and ADA accessible.

The Feasibility Cost Plan was updated by Siegel & Strain on November 25, 2014. Construction estimates are based on start date of construction of January 2016 and include bringing the building to a basic code level for City operations as well as seismic and ADA work, a new HVAC unit, and other improvements that include energy efficient electrical upgrades, building repair and restoration, kitchen upgrades, and other interior upgrades.

The current estimated cost to renovate the building including contingencies, construction, engineering, design and soft costs is 10.2 million.

### Justification

Acquisition of the Veteran's Building supports the Council's Strategic Theme Maximize Parks/Open Space and the Parks & Rec Master Plan. This project is currently unfunded.

<b>Expenditures</b>	<b>Prior</b>	<b>2016</b>	<b>2017</b>	<b>2018</b>	<b>2019</b>	<b>2020</b>	<b>Future</b>	<b>Total</b>
Professional Services (Incl Const Mgt / Testing)							2,040,000	2,040,000
Construction / Improvements		0					6,800,000	6,800,000
Contingency							1,360,000	1,360,000
<b>Total</b>		<b>0</b>					<b>10,200,000</b>	<b>10,200,000</b>

<b>Funding Sources</b>	<b>Prior</b>	<b>2016</b>	<b>2017</b>	<b>2018</b>	<b>2019</b>	<b>2020</b>	<b>Future</b>	<b>Total</b>
0000 NO FUNDING CONFIRMED		0					0	0
<b>Total</b>		<b>0</b>					<b>0</b>	<b>0</b>



**CAPITAL IMPROVEMENT PROGRAM**  
**Fiscal Year 2016 – Fiscal Year 2020**

**APPENDIX A**

***Project Listing By Year***

City of Albany, California  
*Capital Improvement Plan*  
**2016 thru 2020**

**PROJECTS BY YEAR**

<b>Project Name</b>	<b>Department</b>	<b>Project #</b>	<b>Priority</b>	<b>Project Cost</b>
<b>2016</b>				
BUCHANAN / MARIN UTILITY UNDERGROUNDING	TRANSPORTATION PLANNING	10002	4	708,200
ANNUAL STREET REHABILITATION	PUBLIC WORKS	21000	1	1,670,000
ANNUAL SIDEWALK REHABILITATION	PUBLIC WORKS	22000	1	150,000
ANNUAL ACTIVE TRANSPORTATION PLAN (ATP)	TRANSPORTATION PLANNING	23000	4	127,000
SAFE ROUTES SCHOOL (CURTIS / MARIN)	TRANSPORTATION PLANNING	24002	1	724,000
BUCHANAN BRIDGE RESURFACING	PUBLIC WORKS	24003	2	42,962
BUCHANAN / MARIN BIKE PATH (PHASE III)	TRANSPORTATION PLANNING	24004	4	481,409
TRAFFIC SIGN REPLACEMENT PROGRAM	PUBLIC WORKS	24007	2	47,000
NORTH ALBANY TRAFFIC CALMING	TRANSPORTATION PLANNING	24008	4	300,000
ASSESSMENT / MASTER PLAN (STORM DRAIN)	SEWER / STORM DRAIN	30001	2	100,000
ADAMS STREET SEWER REHABILITATION	SEWER / STORM DRAIN	31001	2	400,000
ANNUAL SEWER REHABILITATION	SEWER / STORM DRAIN	32000	2	3,886,233
ANNUAL STORM DRAIN REHABILITATION	SEWER / STORM DRAIN	35000	2	1,764,000
PIERCE STREET PARK CONSTRUCTION	PUBLIC WORKS	41001	4	951,398
OCEAN VIEW PARK DRAINAGE IMPROVEMENTS	RECREATION & COMMUNITY SVCS	41002	4	78,000
MEMORIAL PARK DRAINAGE IMPROVEMENTS	RECREATION & COMMUNITY SVCS	41003	4	25,000
OHLONE GREENWAY	RECREATION & COMMUNITY SVCS	41004	4	100,000
MEMORIAL PARK IMPROVEMENTS	RECREATION & COMMUNITY SVCS	41005	4	72,000
OCEAN VIEW PARK IMPROVEMENTS	RECREATION & COMMUNITY SVCS	41006	4	42,000
MAINTENANCE CENTER	PUBLIC WORKS	50100	1	1,020,000
SENIOR CENTER RENOVATION PHASE 2	RECREATION & COMMUNITY SVCS	50103	4	122,000
POLICE CYCLE STORAGE	POLICE	50104	1	30,000
COMMUNITY CENTER MECHANICAL UNIT REPLACEMENT	PUBLIC WORKS	51001	3	405,000
CIVIC CENTER IMPROVEMENTS / REPAIRS	SEWER / STORM DRAIN	51002	3	95,000
CABLE TV CONTROL ROOM HVAC	CABLE TV	51003	1	27,500
ENTERPRISE SOFTWARE (FINANCE / CITIZEN SERVICES)	FINANCE	60001	n/a	208,225
POLICE MOBILE DATA COMMUNICATION UPGRADE	INFORMATION SERVICES	60002	1	53,360
CITY WEBSITE UPGRADE	RECREATION & COMMUNITY SVCS	60003	4	40,000
NETWORK SERVER REPLACEMENTS (Public Safety)	INFORMATION SERVICES	61000	n/a	105,600
POLICE FLEET REPLACEMENTS	POLICE	63000	n/a	42,000

Project Name	Department	Project #	Priority	Project Cost
FIRE FLEET REPLACEMENTS	FIRE	65000	n/a	125,000
CITY FLEET REPLACEMENTS	PUBLIC WORKS	66000	3	105,000
<b>Total for 2016</b>				14,047,887

### 2017

BUCHANAN / MARIN UTILITY UNDERGROUNDING	TRANSPORTATION PLANNING	10002	4	293,250
ANNUAL STREET REHABILITATION	PUBLIC WORKS	21000	1	1,861,000
ANNUAL SIDEWALK REHABILITATION	PUBLIC WORKS	22000	1	150,000
ANNUAL ACTIVE TRANSPORTATION PLAN (ATP)	TRANSPORTATION PLANNING	23000	4	290,000
COMPLETE STREETS (SAN PABLO / BUCHANAN)	TRANSPORTATION PLANNING	24001	1	400,000
BUCHANAN BRIDGE RESURFACING	PUBLIC WORKS	24003	2	321,000
BUCHANAN / MARIN BIKE PATH (PHASE III)	TRANSPORTATION PLANNING	24004	4	920,000
TRAFFIC SIGN REPLACEMENT PROGRAM	PUBLIC WORKS	24007	2	30,000
WASHINGTON AVE TRAFFIC CALMING	TRANSPORTATION PLANNING	24009	1	65,000
CROSSWALK / SIDEWALK (SENIOR CENTER ACCESS)	TRANSPORTATION PLANNING	24011	1	358,100
ANNUAL SEWER REHABILITATION	SEWER / STORM DRAIN	32000	2	1,405,000
ANNUAL STORM DRAIN REHABILITATION	SEWER / STORM DRAIN	35000	2	250,000
OHLONE GREENWAY	RECREATION & COMMUNITY SVCS	41004	4	281,607
MEMORIAL PARK IMPROVEMENTS	RECREATION & COMMUNITY SVCS	41005	4	83,000
DARTMOUTH TOT LOT IMPROVEMENTS	RECREATION & COMMUNITY SVCS	41008	4	24,000
ALBANY HILL ACCESS IMPROVEMENTS	RECREATION & COMMUNITY SVCS	41009	4	79,000
CODORNICES CREEK (SAN PABLO TO 8TH)	COMMUNITY DEVELOPMENT	43001	4	120,000
POLICE FLEET REPLACEMENTS	POLICE	63000	n/a	70,378
FIRE FLEET REPLACEMENTS	FIRE	65000	n/a	45,000
CITY FLEET REPLACEMENTS	PUBLIC WORKS	66000	3	390,000
<b>Total for 2017</b>				7,436,335

### 2018

BUCHANAN / MARIN UTILITY UNDERGROUNDING	TRANSPORTATION PLANNING	10002	4	51,750
ANNUAL STREET REHABILITATION	PUBLIC WORKS	21000	1	2,002,000
ANNUAL SIDEWALK REHABILITATION	PUBLIC WORKS	22000	1	100,000
TRAFFIC SIGN REPLACEMENT PROGRAM	PUBLIC WORKS	24007	2	14,000
WASHINGTON AVE TRAFFIC CALMING	TRANSPORTATION PLANNING	24009	1	100,000
ANNUAL SEWER REHABILITATION	SEWER / STORM DRAIN	32000	2	1,190,000
ANNUAL STORM DRAIN REHABILITATION	SEWER / STORM DRAIN	35000	2	150,000
SHRINE POCKET PARK	RECREATION & COMMUNITY SVCS	41007	4	83,000
ALBANY HILL ACCESS IMPROVEMENTS	RECREATION & COMMUNITY SVCS	41009	4	115,000
CODORNICES CREEK (SAN PABLO TO 8TH)	COMMUNITY DEVELOPMENT	43001	4	500,000
KEY ROUTE PATH	RECREATION & COMMUNITY SVCS	45001	4	215,030
CABLE TV BROADCAST SOFTWARE / HARDWARE	CABLE TV	60004	n/a	40,000
POLICE FLEET REPLACEMENTS	POLICE	63000	n/a	119,700
FIRE FLEET REPLACEMENTS	FIRE	65000	n/a	150,000

<b>Project Name</b>	<b>Department</b>	<b>Project #</b>	<b>Priority</b>	<b>Project Cost</b>
CITY FLEET REPLACEMENTS	PUBLIC WORKS	66000	3	77,000
<b>Total for 2018</b>				4,907,480
<b>2019</b>				
ANNUAL STREET REHABILITATION	PUBLIC WORKS	21000	1	850,000
ANNUAL SIDEWALK REHABILITATION	PUBLIC WORKS	22000	1	100,000
ANNUAL SEWER REHABILITATION	SEWER / STORM DRAIN	32000	2	1,170,000
ANNUAL STORM DRAIN REHABILITATION	SEWER / STORM DRAIN	35000	2	150,000
POLICE FLEET REPLACEMENTS	POLICE	63000	n/a	70,000
CITY FLEET REPLACEMENTS	PUBLIC WORKS	66000	3	87,000
<b>Total for 2019</b>				2,427,000
<b>2020</b>				
ANNUAL STREET REHABILITATION	PUBLIC WORKS	21000	1	859,000
ANNUAL SIDEWALK REHABILITATION	PUBLIC WORKS	22000	1	100,000
ANNUAL SEWER REHABILITATION	SEWER / STORM DRAIN	32000	2	1,105,000
ANNUAL STORM DRAIN REHABILITATION	SEWER / STORM DRAIN	35000	2	150,000
POLICE FLEET REPLACEMENTS	POLICE	63000	n/a	105,000
FIRE FLEET REPLACEMENTS	FIRE	65000	n/a	45,000
CITY FLEET REPLACEMENTS	PUBLIC WORKS	66000	3	80,000
<b>Total for 2020</b>				2,444,000
<b>GRAND TOTAL</b>				31,262,702



# **CAPITAL IMPROVEMENT PROGRAM**

## **Fiscal Year 2016 – Fiscal Year 2020**

### **APPENDIX B**

### ***Funding Sources & Uses***

City of Albany, California  
*Capital Improvement Plan*  
**2016 thru 2020**

**SOURCES AND USES OF FUNDS**

Source	2016	2017	2018	2019	2020
<b>0005 DESIGNATED DONATIONS</b>					
<b>Beginning Balance</b>	0	0	0	0	0
<b><u>Revenues and Other Fund Sources</u></b>					
<i>Revenue</i>					
Sr. Center Phase 2 (Bequest Funding)	122,000	0	0	0	0
<i>Total</i>	122,000	0	0	0	0
<b>Total Revenues and Other Fund Sources</b>	122,000	0	0	0	0
<b>Total Funds Available</b>	<b>122,000</b>	<b>0</b>	<b>0</b>	<b>0</b>	<b>0</b>
<b><u>Expenditures and Uses</u></b>					
<i>Capital Projects &amp; Equipment</i>					
<u>RECREATION &amp; COMMUNITY SVCS</u>					
SENIOR CENTER RENOVATION PHASE 2	50103	(122,000)	0	0	0
<i>Total</i>	(122,000)	0	0	0	0
<b>Total Expenditures and Uses</b>	(122,000)	0	0	0	0
<b>Change in Fund Balance</b>	0	0	0	0	0
<b>Ending Balance</b>	<b>0</b>	<b>0</b>	<b>0</b>	<b>0</b>	<b>0</b>

Source	2016	2017	2018	2019	2020
<b>100 GENERAL FUND (0001)</b>					
<b>Beginning Balance</b>	0	0	0	0	0
<b>Revenues and Other Fund Sources</b>					
<i>Other Fund Sources</i>					
Contribution From FY 2015 Surplus	405,000	0	0	0	0
<i>Total</i>	405,000	0	0	0	0
<b>Total Revenues and Other Fund Sources</b>	405,000	0	0	0	0
<b>Total Funds Available</b>	<b>405,000</b>	<b>0</b>	<b>0</b>	<b>0</b>	<b>0</b>
<b>Expenditures and Uses</b>					
<i>Capital Projects &amp; Equipment</i>					
<u>PUBLIC WORKS</u>					
COMMUNITY CENTER MECHANICAL UNIT REPLACEMENT	51001	(405,000)	0	0	0
<i>Total</i>	(405,000)	0	0	0	0
<b>Total Expenditures and Uses</b>	(405,000)	0	0	0	0
<b>Change in Fund Balance</b>	0	0	0	0	0
<b>Ending Balance</b>	<b>0</b>	<b>0</b>	<b>0</b>	<b>0</b>	<b>0</b>



Source		2016	2017	2018	2019	2020
<b>220 MEAS B LOCAL STS. (ACTC) (1101)</b>						
<b>Beginning Balance</b>		303,840	0	79,550	18,496	11,148
<b>Revenues and Other Fund Sources</b>						
<i>Revenue</i>						
ACTIA - Local Sts		390,000	395,850	394,000	398,000	403,000
	<i>Total</i>	390,000	395,850	394,000	398,000	403,000
<b>Total Revenues and Other Fund Sources</b>		390,000	395,850	394,000	398,000	403,000
<b>Total Funds Available</b>		693,840	395,850	473,550	416,496	414,148
<b>Expenditures and Uses</b>						
<i>Capital Projects &amp; Equipment</i>						
<u>PUBLIC WORKS</u>						
ANNUAL STREET REHABILITATION	21000	(540,590)	0	(383,250)	(398,000)	(403,000)
	<i>Total</i>	(540,590)	0	(383,250)	(398,000)	(403,000)
<u>TRANSPORTATION PLANNING</u>						
ANNUAL ACTIVE TRANSPORTATION PLAN (ATP)	23000	(127,000)	(290,000)	0	0	0
WASHINGTON AVE TRAFFIC CALMING	24009	0	0	(65,000)	0	0
	<i>Total</i>	(127,000)	(290,000)	(65,000)	0	0
<i>Other Uses</i>						
Local Sts Ops		(6,250)	(6,300)	(6,804)	(7,348)	(7,936)
Operating Budget Traffic Calming		(20,000)	(20,000)	0	0	0
	<i>Total</i>	(26,250)	(26,300)	(6,804)	(7,348)	(7,936)
<b>Total Expenditures and Uses</b>		(693,840)	(316,300)	(455,054)	(405,348)	(410,936)
<b>Change in Fund Balance</b>		(303,840)	79,550	(61,054)	(7,348)	(7,936)
<b>Ending Balance</b>		0	79,550	18,496	11,148	3,212

Source		2016	2017	2018	2019	2020
<b>221 MEAS B BIKE / PED (ACTC) (1102)</b>						
<b>Beginning Balance</b>		47,450	85,325	0	2,424	4,362
<b>Revenues and Other Fund Sources</b>						
<i>Revenue</i>						
ACTIA - Project Grant (\$535,000)-Marin		210,305	324,695	0	0	0
ACTIA -Meas B Bike/Ped		55,000	55,825	56,000	57,000	58,000
	<i>Total</i>	265,305	380,520	56,000	57,000	58,000
<b>Total Revenues and Other Fund Sources</b>		265,305	380,520	56,000	57,000	58,000
<b>Total Funds Available</b>		312,755	465,845	56,000	59,424	62,362
<b>Expenditures and Uses</b>						
<i>Capital Projects &amp; Equipment</i>						
<u>PUBLIC WORKS</u>						
ANNUAL SIDEWALK REHABILITATION	22000	0	0	0	(35,000)	(35,000)
	<i>Total</i>	0	0	0	(35,000)	(35,000)
<u>TRANSPORTATION PLANNING</u>						
BUCHANAN / MARIN BIKE PATH (PHASE III)	24004	(210,305)	(324,695)	0	0	0
WASHINGTON AVE TRAFFIC CALMING	24009	0	0	(35,000)	0	0
CROSSWALK / SIDEWALK (SENIOR CENTER ACCESS)	24011	0	(123,950)	0	0	0
	<i>Total</i>	(210,305)	(448,645)	(35,000)	0	0
<i>Other Uses</i>						
Meas B Bike/Ped Ops		(17,125)	(17,200)	(18,576)	(20,062)	(21,667)
	<i>Total</i>	(17,125)	(17,200)	(18,576)	(20,062)	(21,667)
<b>Total Expenditures and Uses</b>		(227,430)	(465,845)	(53,576)	(55,062)	(56,667)
<b>Change in Fund Balance</b>		37,875	(85,325)	2,424	1,938	1,333
<b>Ending Balance</b>		85,325	0	2,424	4,362	5,695

Source		2016	2017	2018	2019	2020
<b>222 MEASURE BB LOCAL STS (ACTC) (1201)</b>						
<b>Beginning Balance</b>		80,000	0	0	0	0
<b><u>Revenues and Other Fund Sources</u></b>						
<i>Revenue</i>						
ACTIA - BB Local St		370,000	375,550	374,000	379,000	383,000
	<i>Total</i>	370,000	375,550	374,000	379,000	383,000
<b>Total Revenues and Other Fund Sources</b>		370,000	375,550	374,000	379,000	383,000
<b>Total Funds Available</b>		<b>450,000</b>	<b>375,550</b>	<b>374,000</b>	<b>379,000</b>	<b>383,000</b>
<b><u>Expenditures and Uses</u></b>						
<i>Capital Projects &amp; Equipment</i>						
<u>PUBLIC WORKS</u>						
ANNUAL STREET REHABILITATION	21000	(150,000)	(375,550)	(374,000)	(379,000)	(383,000)
	<i>Total</i>	(150,000)	(375,550)	(374,000)	(379,000)	(383,000)
<u>TRANSPORTATION PLANNING</u>						
NORTH ALBANY TRAFFIC CALMING	24008	(300,000)	0	0	0	0
	<i>Total</i>	(300,000)	0	0	0	0
<b>Total Expenditures and Uses</b>		(450,000)	(375,550)	(374,000)	(379,000)	(383,000)
<b>Change in Fund Balance</b>		(80,000)	0	0	0	0
<b>Ending Balance</b>		<b>0</b>	<b>0</b>	<b>0</b>	<b>0</b>	<b>0</b>

Source		2016	2017	2018	2019	2020
<b>223 MEAS BB BIKE / PED (ACTC) (1202)</b>						
<b>Beginning Balance</b>		10,000	52,000	19,030	0	0
<b>Revenues and Other Fund Sources</b>						
<i>Revenue</i>						
ACTIA - BB (Bike / Ped)		42,000	42,630	46,000	47,000	48,000
	<i>Total</i>	42,000	42,630	46,000	47,000	48,000
<b>Total Revenues and Other Fund Sources</b>		42,000	42,630	46,000	47,000	48,000
<b>Total Funds Available</b>		52,000	94,630	65,030	47,000	48,000
<b>Expenditures and Uses</b>						
<i>Capital Projects &amp; Equipment</i>						
<u>PUBLIC WORKS</u>						
ANNUAL SIDEWALK REHABILITATION	22000	0	0	0	(47,000)	(48,000)
	<i>Total</i>	0	0	0	(47,000)	(48,000)
<u>RECREATION &amp; COMMUNITY SVCS</u>						
KEY ROUTE PATH	45001	0	0	(65,030)	0	0
	<i>Total</i>	0	0	(65,030)	0	0
<u>TRANSPORTATION PLANNING</u>						
COMPLETE STREETS (SAN PABLO / BUCHANAN)	24001	0	(65,000)	0	0	0
CROSSWALK / SIDEWALK (SENIOR CENTER ACCESS)	24011	0	(10,600)	0	0	0
	<i>Total</i>	0	(75,600)	0	0	0
<b>Total Expenditures and Uses</b>		0	(75,600)	(65,030)	(47,000)	(48,000)
<b>Change in Fund Balance</b>		42,000	(32,970)	(19,030)	0	0
<b>Ending Balance</b>		52,000	19,030	0	0	0

Source		2016	2017	2018	2019	2020
<b>230 GAS TAX (STATE) (1105)</b>						
<b>Beginning Balance</b>		909,058	575,910	372,803	233,282	311,819
<b>Revenues and Other Fund Sources</b>						
<i>Revenue</i>						
State Gas Tax		399,000	384,000	391,680	399,514	407,504
	<i>Total</i>	399,000	384,000	391,680	399,514	407,504
<b>Total Revenues and Other Fund Sources</b>		399,000	384,000	391,680	399,514	407,504
<b>Total Funds Available</b>		1,308,058	959,910	764,483	632,796	719,323
<b>Expenditures and Uses</b>						
<i>Capital Projects &amp; Equipment</i>						
<u>PUBLIC WORKS</u>						
ANNUAL STREET REHABILITATION	21000	(267,090)	(222,350)	(220,000)	0	0
BUCHANAN BRIDGE RESURFACING	24003	(7,550)	(59,571)	0	0	0
TRAFFIC SIGN REPLACEMENT PROGRAM	24007	(47,000)	(30,000)	(14,000)	0	0
	<i>Total</i>	(321,640)	(311,921)	(234,000)	0	0
<u>TRANSPORTATION PLANNING</u>						
SAFE ROUTES SCHOOL (CURTIS / MARIN)	24002	(145,500)	0	0	0	0
	<i>Total</i>	(145,500)	0	0	0	0
<i>Other Uses</i>						
St Maint Ops		(265,008)	(275,186)	(297,201)	(320,977)	(346,655)
	<i>Total</i>	(265,008)	(275,186)	(297,201)	(320,977)	(346,655)
<b>Total Expenditures and Uses</b>		(732,148)	(587,107)	(531,201)	(320,977)	(346,655)
<b>Change in Fund Balance</b>		(333,148)	(203,107)	(139,521)	78,537	60,849
<b>Ending Balance</b>		575,910	372,803	233,282	311,819	372,668

Source		2016	2017	2018	2019	2020
<b>234 VEH REG FEE (1104)</b>						
<b>Beginning Balance</b>		89,290	0	12,130	4	438
<b><u>Revenues and Other Fund Sources</u></b>						
<i>Revenue</i>						
VRF FEES		78,155	79,330	76,000	76,000	76,000
	<i>Total</i>	78,155	79,330	76,000	76,000	76,000
<b>Total Revenues and Other Fund Sources</b>		78,155	79,330	76,000	76,000	76,000
<b>Total Funds Available</b>		167,445	79,330	88,130	76,004	76,438
<b><u>Expenditures and Uses</u></b>						
<i>Capital Projects &amp; Equipment</i>						
<u>PUBLIC WORKS</u>						
ANNUAL STREET REHABILITATION	21000	(165,320)	0	(85,750)	(73,000)	(73,000)
	<i>Total</i>	(165,320)	0	(85,750)	(73,000)	(73,000)
<u>TRANSPORTATION PLANNING</u>						
WASHINGTON AVE TRAFFIC CALMING	24009	0	(65,000)	0	0	0
	<i>Total</i>	0	(65,000)	0	0	0
<i>Other Uses</i>						
VRF - Ops		(2,125)	(2,200)	(2,376)	(2,566)	(2,771)
	<i>Total</i>	(2,125)	(2,200)	(2,376)	(2,566)	(2,771)
<b>Total Expenditures and Uses</b>		(167,445)	(67,200)	(88,126)	(75,566)	(75,771)
<b>Change in Fund Balance</b>		(89,290)	12,130	(12,126)	434	229
<b>Ending Balance</b>		0	12,130	4	438	667

Source	2016	2017	2018	2019	2020
<b>235 CONGESTION MITIGATION AIR QUALIT</b>					
<b>Beginning Balance</b>	0	0	0	0	0
<b><u>Revenues and Other Fund Sources</u></b>					
<i>Revenue</i>					
TFCA (Transp. Fund Clean Air) Pending	0	90,000	0	0	0
<i>Total</i>	0	90,000	0	0	0
<b>Total Revenues and Other Fund Sources</b>	0	90,000	0	0	0
<b>Total Funds Available</b>	0	90,000	0	0	0
<b><u>Expenditures and Uses</u></b>					
<i>Capital Projects &amp; Equipment</i>					
<u>TRANSPORTATION PLANNING</u>					
BUCHANAN / MARIN BIKE PATH (PHASE III) 24004	0	(90,000)	0	0	0
<i>Total</i>	0	(90,000)	0	0	0
<b>Total Expenditures and Uses</b>	0	(90,000)	0	0	0
<b>Change in Fund Balance</b>	0	0	0	0	0
<b>Ending Balance</b>	0	0	0	0	0

Source	2016	2017	2018	2019	2020
<b>236 TRANSPORTATION DEV ACT (1107)</b>					
<b>Beginning Balance</b>	0	0	0	0	0
<b>Revenues and Other Fund Sources</b>					
<i>Revenue</i>					
TDA Grant (Marin Bike Path)	15,394	0	0	0	0
TDA Grant (Safe Routes)	31,400	0	0	0	0
<i>Total</i>	46,794	0	0	0	0
<b>Total Revenues and Other Fund Sources</b>	46,794	0	0	0	0
<b>Total Funds Available</b>	46,794	0	0	0	0
<b>Expenditures and Uses</b>					
<i>Capital Projects &amp; Equipment</i>					
<u>TRANSPORTATION PLANNING</u>					
SAFE ROUTES SCHOOL (CURTIS / MARIN) 24002	(31,400)	0	0	0	0
BUCHANAN / MARIN BIKE PATH (PHASE III) 24004	(15,394)	0	0	0	0
<i>Total</i>	(46,794)	0	0	0	0
<b>Total Expenditures and Uses</b>	(46,794)	0	0	0	0
<b>Change in Fund Balance</b>	0	0	0	0	0
<b>Ending Balance</b>	0	0	0	0	0



Source	2016	2017	2018	2019	2020
<b>270 COMM. DEV BLOCK GRANT (CDBG) (140)</b>					
<b>Beginning Balance</b>	0	0	0	0	0
<b>Revenues and Other Fund Sources</b>					
<i>Revenue</i>					
Community Development Block Grant	23,900	0	0	0	0
<i>Total</i>	23,900	0	0	0	0
<b>Total Revenues and Other Fund Sources</b>	23,900	0	0	0	0
<b>Total Funds Available</b>	<b>23,900</b>	<b>0</b>	<b>0</b>	<b>0</b>	<b>0</b>
<b>Expenditures and Uses</b>					
<i>Capital Projects &amp; Equipment</i>					
<u>TRANSPORTATION PLANNING</u>					
SAFE ROUTES SCHOOL (CURTIS / MARIN) 24002	(23,900)	0	0	0	0
<i>Total</i>	(23,900)	0	0	0	0
<b>Total Expenditures and Uses</b>	(23,900)	0	0	0	0
<b>Change in Fund Balance</b>	0	0	0	0	0
<b>Ending Balance</b>	<b>0</b>	<b>0</b>	<b>0</b>	<b>0</b>	<b>0</b>

Source	2016	2017	2018	2019	2020
<b>460 PUBLIC ART (1403)</b>					
<b>Beginning Balance</b>	82,506	82,506	82,506	82,506	82,506
<b>Revenues and Other Fund Sources</b>					
No Funds	0	0	0	0	0
<i>Total</i>	0	0	0	0	0
<b>Total Revenues and Other Fund Sources</b>	0	0	0	0	0
<b>Total Funds Available</b>	<b>82,506</b>	<b>82,506</b>	<b>82,506</b>	<b>82,506</b>	<b>82,506</b>
<b>Change in Fund Balance</b>	0	0	0	0	0
<b>Ending Balance</b>	<b>82,506</b>	<b>82,506</b>	<b>82,506</b>	<b>82,506</b>	<b>82,506</b>

Source	2016	2017	2018	2019	2020
<b>495 EAST BAY REG PARK (MEAS WW) (1404)</b>					
<b>Beginning Balance</b>	0	0	0	0	0
<b>Revenues and Other Fund Sources</b>					
<i>Revenue</i>					
EBRPD - Measure WW Grant	214,000	368,607	0	0	0
<i>Total</i>	214,000	368,607	0	0	0
<b>Total Revenues and Other Fund Sources</b>	214,000	368,607	0	0	0
<b>Total Funds Available</b>	<b>214,000</b>	<b>368,607</b>	<b>0</b>	<b>0</b>	<b>0</b>
<b>Expenditures and Uses</b>					
<i>Capital Projects &amp; Equipment</i>					
<u>RECREATION &amp; COMMUNITY SVCS</u>					
OHLONE GREENWAY 41004	(100,000)	(281,607)	0	0	0
MEMORIAL PARK IMPROVEMENTS 41005	(72,000)	(63,000)	0	0	0
OCEAN VIEW PARK IMPROVEMENTS 41006	(42,000)	0	0	0	0
DARTMOUTH TOT LOT IMPROVEMENTS 41008	0	(24,000)	0	0	0
<i>Total</i>	(214,000)	(368,607)	0	0	0
<b>Total Expenditures and Uses</b>	(214,000)	(368,607)	0	0	0
<b>Change in Fund Balance</b>	0	0	0	0	0
<b>Ending Balance</b>	<b>0</b>	<b>0</b>	<b>0</b>	<b>0</b>	<b>0</b>

Source	2016	2017	2018	2019	2020
<b>620 STORM WATER FEE (1601)</b>					
<b>Beginning Balance</b>	<b>614,000</b>	<b>568,562</b>	<b>324,861</b>	<b>176,635</b>	<b>146,483</b>
<b>Revenues and Other Fund Sources</b>					
<i>Revenue</i>					
Property Fees (Incl Garbage St Sweep)	394,230	395,350	395,350	395,350	395,350
<i>Total</i>	394,230	395,350	395,350	395,350	395,350
<b>Total Revenues and Other Fund Sources</b>	<b>394,230</b>	<b>395,350</b>	<b>395,350</b>	<b>395,350</b>	<b>395,350</b>
<b>Total Funds Available</b>	<b>1,008,230</b>	<b>963,912</b>	<b>720,211</b>	<b>571,985</b>	<b>541,833</b>
<b>Expenditures and Uses</b>					
<i>Capital Projects &amp; Equipment</i>					
<u>SEWER / STORM DRAIN</u>					
ASSESSMENT / MASTER PLAN (STORM DRAIN) 30001	(100,000)	0	0	0	0
ANNUAL STORM DRAIN REHABILITATION 35000	0	(250,000)	(150,000)	0	0
<i>Total</i>	(100,000)	(250,000)	(150,000)	0	0
<i>Other Uses</i>					
Annual Maintenance Storm Drain Filters	(10,000)	(20,000)	(22,000)	(24,200)	(26,620)
Install Storm Drain Filters	(7,500)	(25,000)	0	0	0
Storm Water Ops (Incl St Sweep)	(322,168)	(344,051)	(371,576)	(401,302)	(433,406)
<i>Total</i>	(339,668)	(389,051)	(393,576)	(425,502)	(460,026)
<b>Total Expenditures and Uses</b>	<b>(439,668)</b>	<b>(639,051)</b>	<b>(543,576)</b>	<b>(425,502)</b>	<b>(460,026)</b>
<b>Change in Fund Balance</b>	<b>(45,438)</b>	<b>(243,701)</b>	<b>(148,226)</b>	<b>(30,152)</b>	<b>(64,676)</b>
<b>Ending Balance</b>	<b>568,562</b>	<b>324,861</b>	<b>176,635</b>	<b>146,483</b>	<b>81,807</b>

Source		2016	2017	2018	2019	2020
<b>700 701 -GENERAL CAPITAL PROJECTS (2007)</b>						
<b>Beginning Balance</b>		1,135,000	1,078,838	675,288	525,288	420,288
<b>Revenues and Other Fund Sources</b>						
<i>Revenue</i>						
Reimbursement EBMUD Underground		75,000	0	0	0	0
Reimbursement Rule 20a Project		690,000	293,250	51,750	0	0
	<i>Total</i>	765,000	293,250	51,750	0	0
<i>Other Fund Sources</i>						
Transfer In Fr Insurance Reserve		1,000,000	0	0	0	0
	<i>Total</i>	1,000,000	0	0	0	0
<b>Total Revenues and Other Fund Sources</b>		1,765,000	293,250	51,750	0	0
<b>Total Funds Available</b>		2,900,000	1,372,088	727,038	525,288	420,288
<b>Expenditures and Uses</b>						
<i>Capital Projects &amp; Equipment</i>						
<u>PUBLIC WORKS</u>						
ANNUAL SIDEWALK REHABILITATION	22000	(75,000)	(150,000)	(100,000)	(18,000)	(17,000)
MAINTENANCE CENTER	50100	(1,000,000)	0	0	0	0
CITY FLEET REPLACEMENTS	66000	(12,962)	(30,000)	(50,000)	(87,000)	(80,000)
	<i>Total</i>	(1,087,962)	(180,000)	(150,000)	(105,000)	(97,000)
<u>TRANSPORTATION PLANNING</u>						
BUCHANAN / MARIN UTILITY UNDERGROUNDING	10002	(708,200)	(293,250)	(51,750)	0	0
SAFE ROUTES SCHOOL (CURTIS / MARIN)	24002	(25,000)	0	0	0	0
CROSSWALK / SIDEWALK (SENIOR CENTER ACCESS)	24011	0	(223,550)	0	0	0
	<i>Total</i>	(733,200)	(516,800)	(51,750)	0	0
<b>Total Expenditures and Uses</b>		(1,821,162)	(696,800)	(201,750)	(105,000)	(97,000)
<b>Change in Fund Balance</b>		(56,162)	(403,550)	(150,000)	(105,000)	(97,000)
<b>Ending Balance</b>		1,078,838	675,288	525,288	420,288	323,288

Source		2016	2017	2018	2019	2020
<b>713 SEWER CAPITAL PROJECT (4002)</b>						
<b>Beginning Balance</b>		<b>3,554,000</b>	<b>503,968</b>	<b>2,401</b>	<b>5,738</b>	<b>1,561</b>
<b><u>Revenues and Other Fund Sources</u></b>						
<i>Revenue</i>						
Annual Sewer Charges		3,275,200	3,275,200	3,340,704	3,407,518	3,475,668
	<i>Total</i>	3,275,200	3,275,200	3,340,704	3,407,518	3,475,668
<b>Total Revenues and Other Fund Sources</b>		<b>3,275,200</b>	<b>3,275,200</b>	<b>3,340,704</b>	<b>3,407,518</b>	<b>3,475,668</b>
<b>Total Funds Available</b>		<b>6,829,200</b>	<b>3,779,168</b>	<b>3,343,105</b>	<b>3,413,256</b>	<b>3,477,229</b>
<b><u>Expenditures and Uses</u></b>						
<i>Capital Projects &amp; Equipment</i>						
<u>PUBLIC WORKS</u>						
CITY FLEET REPLACEMENTS	66000	(80,000)	(360,000)	(27,000)	0	0
	<i>Total</i>	(80,000)	(360,000)	(27,000)	0	0
<u>SEWER / STORM DRAIN</u>						
ADAMS STREET SEWER REHABILITATION	31001	(400,000)	0	0	0	0
ANNUAL SEWER REHABILITATION	32000	(3,886,233)	(1,405,000)	(1,190,000)	(1,170,000)	(1,105,000)
	<i>Total</i>	(4,286,233)	(1,405,000)	(1,190,000)	(1,170,000)	(1,105,000)
<i>Other Uses</i>						
Debt Service (Final Pmt Sept 2024)		(627,570)	(626,348)	(624,115)	(625,743)	(626,095)
Sewer Ops		(1,331,429)	(1,385,419)	(1,496,252)	(1,615,952)	(1,745,228)
	<i>Total</i>	(1,958,999)	(2,011,767)	(2,120,367)	(2,241,695)	(2,371,323)
<b>Total Expenditures and Uses</b>		<b>(6,325,232)</b>	<b>(3,776,767)</b>	<b>(3,337,367)</b>	<b>(3,411,695)</b>	<b>(3,476,323)</b>
<b>Change in Fund Balance</b>		<b>(3,050,032)</b>	<b>(501,567)</b>	<b>3,337</b>	<b>(4,177)</b>	<b>(655)</b>
<b>Ending Balance</b>		<b>503,968</b>	<b>2,401</b>	<b>5,738</b>	<b>1,561</b>	<b>906</b>

Source		2016	2017	2018	2019	2020
<b>730 LLD 1988-1 LIGHT &amp; LANDSCAPING (130)</b>						
<b>Beginning Balance</b>		0	0	0	0	0
<b>Revenues and Other Fund Sources</b>						
<i>Other Fund Sources</i>						
Contribution - Pierce Street Park		150,000	0	0	0	0
Contribution - Sidewalk Program		75,000	0	0	0	0
	<i>Total</i>	225,000	0	0	0	0
<b>Total Revenues and Other Fund Sources</b>		225,000	0	0	0	0
<b>Total Funds Available</b>		225,000	0	0	0	0
<b>Expenditures and Uses</b>						
<i>Capital Projects &amp; Equipment</i>						
<u>PUBLIC WORKS</u>						
ANNUAL SIDEWALK REHABILITATION	22000	(75,000)	0	0	0	0
PIERCE STREET PARK CONSTRUCTION	41001	(150,000)	0	0	0	0
	<i>Total</i>	(225,000)	0	0	0	0
<b>Total Expenditures and Uses</b>		(225,000)	0	0	0	0
<b>Change in Fund Balance</b>		0	0	0	0	0
<b>Ending Balance</b>		0	0	0	0	0

Source	2016	2017	2018	2019	2020
<b>750 CAPITAL FACILITY FEES (2301)</b>					
<b>Beginning Balance</b>	20,000	0	0	0	0
<b><u>Revenues and Other Fund Sources</u></b>					
No Funds	0	0	0	0	0
<i>Total</i>	0	0	0	0	0
<b>Total Revenues and Other Fund Sources</b>	0	0	0	0	0
<b>Total Funds Available</b>	20,000	0	0	0	0
<b><u>Expenditures and Uses</u></b>					
<i>Capital Projects &amp; Equipment</i>					
<u>PUBLIC WORKS</u>					
MAINTENANCE CENTER	50100	(20,000)	0	0	0
<i>Total</i>	(20,000)	0	0	0	0
<b>Total Expenditures and Uses</b>	(20,000)	0	0	0	0
<b>Change in Fund Balance</b>	(20,000)	0	0	0	0
<b>Ending Balance</b>	0	0	0	0	0

Source		2016	2017	2018	2019	2020
<b>760 ST &amp; STORM DRAIN TAX (MEAS F) (2006)</b>						
<b>Beginning Balance</b>		3,254,745	1,971,911	740,040	9,790	54,995
<b><u>Revenues and Other Fund Sources</u></b>						
<i>Revenue</i>						
Annual Tax		981,800	1,005,800	1,025,916	1,046,434	1,067,363
	<i>Total</i>	981,800	1,005,800	1,025,916	1,046,434	1,067,363
<b>Total Revenues and Other Fund Sources</b>		981,800	1,005,800	1,025,916	1,046,434	1,067,363
<b>Total Funds Available</b>		4,236,545	2,977,711	1,765,956	1,056,224	1,122,358
<b><u>Expenditures and Uses</u></b>						
<i>Capital Projects &amp; Equipment</i>						
<u>PUBLIC WORKS</u>						
ANNUAL STREET REHABILITATION	21000	(547,000)	(1,263,100)	(939,000)	0	0
	<i>Total</i>	(547,000)	(1,263,100)	(939,000)	0	0
<u>SEWER / STORM DRAIN</u>						
ANNUAL STORM DRAIN REHABILITATION	35000	(844,714)	0	0	(150,000)	(150,000)
	<i>Total</i>	(844,714)	0	0	(150,000)	(150,000)
<u>TRANSPORTATION PLANNING</u>						
SAFE ROUTES SCHOOL (CURTIS / MARIN)	24002	(106,844)	0	0	0	0
BUCHANAN / MARIN BIKE PATH (PHASE III)	24004	0	(188,944)	0	0	0
	<i>Total</i>	(106,844)	(188,944)	0	0	0
<i>Other Uses</i>						
Measure F Ops		(374,692)	(394,243)	(425,782)	(459,845)	(496,633)
Storm Drain Note (Final Pmt 8/2021 \$196k)		(391,384)	(391,384)	(391,384)	(391,384)	(391,384)
	<i>Total</i>	(766,076)	(785,627)	(817,166)	(851,229)	(888,017)
<b>Total Expenditures and Uses</b>		(2,264,634)	(2,237,671)	(1,756,166)	(1,001,229)	(1,038,017)
<b>Change in Fund Balance</b>		(1,282,834)	(1,231,871)	(730,250)	45,205	29,346
<b>Ending Balance</b>		1,971,911	740,040	9,790	54,995	84,341



Source	2016	2017	2018	2019	2020
<b>770 GEN OBLIG BOND (2003) - Pierce St Park (</b>					
<b>Beginning Balance</b>	761,398	0	0	0	0
<b><u>Revenues and Other Fund Sources</u></b>					
<i>Revenue</i>					
No Funds	0	0	0	0	0
<i>Total</i>	0	0	0	0	0
<b>Total Revenues and Other Fund Sources</b>	0	0	0	0	0
<b>Total Funds Available</b>	761,398	0	0	0	0
<b><u>Expenditures and Uses</u></b>					
<i>Capital Projects &amp; Equipment</i>					
<u>PUBLIC WORKS</u>					
PIERCE STREET PARK CONSTRUCTION	41001	(761,398)	0	0	0
<i>Total</i>		(761,398)	0	0	0
<b>Total Expenditures and Uses</b>		(761,398)	0	0	0
<b>Change in Fund Balance</b>		(761,398)	0	0	0
<b>Ending Balance</b>		0	0	0	0

Source	2016	2017	2018	2019	2020	
<b>780 OPEN SPACE (1996 ASSMT DIST) (2302)</b>						
<b>Beginning Balance</b>	1,691,960	1,691,960	1,612,960	1,497,960	1,497,960	
<b><u>Revenues and Other Fund Sources</u></b>						
No Funds	0	0	0	0	0	
<i>Total</i>	0	0	0	0	0	
<b>Total Revenues and Other Fund Sources</b>	0	0	0	0	0	
<b>Total Funds Available</b>	1,691,960	1,691,960	1,612,960	1,497,960	1,497,960	
<b><u>Expenditures and Uses</u></b>						
<i>Capital Projects &amp; Equipment</i>						
<u>RECREATION &amp; COMMUNITY SVCS</u>						
ALBANY HILL ACCESS IMPROVEMENTS	41009	0	(79,000)	(115,000)	0	0
<i>Total</i>	0	(79,000)	(115,000)	0	0	
<b>Total Expenditures and Uses</b>	0	(79,000)	(115,000)	0	0	
<b>Change in Fund Balance</b>	0	(79,000)	(115,000)	0	0	
<b>Ending Balance</b>	1,691,960	1,612,960	1,497,960	1,497,960	1,497,960	

Source		2016	2017	2018	2019	2020
<b>781 PLAY FIELDS (1996 ASSMT DIST) (2303)</b>						
<b>Beginning Balance</b>		372,200	229,200	229,200	0	0
<b>Revenues and Other Fund Sources</b>						
No Funds		0	0	0	0	0
	<i>Total</i>	0	0	0	0	0
<b>Total Revenues and Other Fund Sources</b>		0	0	0	0	0
<b>Total Funds Available</b>		372,200	229,200	229,200	0	0
<b>Expenditures and Uses</b>						
<i>Capital Projects &amp; Equipment</i>						
<u>PUBLIC WORKS</u>						
PIERCE STREET PARK CONSTRUCTION	41001	(40,000)	0	0	0	0
	<i>Total</i>	(40,000)	0	0	0	0
<u>RECREATION &amp; COMMUNITY SVCS</u>						
OCEAN VIEW PARK DRAINAGE IMPROVEMENTS	41002	(78,000)	0	0	0	0
MEMORIAL PARK DRAINAGE IMPROVEMENTS	41003	(25,000)	0	0	0	0
SHRINE POCKET PARK	41007	0	0	(79,200)	0	0
KEY ROUTE PATH	45001	0	0	(150,000)	0	0
	<i>Total</i>	(103,000)	0	(229,200)	0	0
<b>Total Expenditures and Uses</b>		(143,000)	0	(229,200)	0	0
<b>Change in Fund Balance</b>		(143,000)	0	(229,200)	0	0
<b>Ending Balance</b>		229,200	229,200	0	0	0

Source		2016	2017	2018	2019	2020
<b>782 CREEK RESTORE (1996 ASSMT DIST) (230)</b>						
<b>Beginning Balance</b>		652,929	652,929	532,929	32,929	32,929
<b><u>Revenues and Other Fund Sources</u></b>						
No Funds		0	0	0	0	0
	<i>Total</i>	0	0	0	0	0
<b>Total Revenues and Other Fund Sources</b>		0	0	0	0	0
<b>Total Funds Available</b>		652,929	652,929	532,929	32,929	32,929
<b><u>Expenditures and Uses</u></b>						
<i>Capital Projects &amp; Equipment</i>						
<u>COMMUNITY DEVELOPMENT</u>						
CODORNICES CREEK (SAN PABLO TO 8TH)	43001	0	(120,000)	(500,000)	0	0
	<i>Total</i>	0	(120,000)	(500,000)	0	0
<b>Total Expenditures and Uses</b>		0	(120,000)	(500,000)	0	0
<b>Change in Fund Balance</b>		0	(120,000)	(500,000)	0	0
<b>Ending Balance</b>		652,929	532,929	32,929	32,929	32,929

Source	2016	2017	2018	2019	2020
<b>801 REC PROGRAM RESERVE (0002)</b>					
<b>Beginning Balance</b>	266,970	306,670	336,670	372,870	412,870
<b><u>Revenues and Other Fund Sources</u></b>					
<i>Revenue</i>					
Fees From Users	55,000	55,000	55,000	55,000	55,000
<i>Total</i>	55,000	55,000	55,000	55,000	55,000
<b>Total Revenues and Other Fund Sources</b>	55,000	55,000	55,000	55,000	55,000
<b>Total Funds Available</b>	<b>321,970</b>	<b>361,670</b>	<b>391,670</b>	<b>427,870</b>	<b>467,870</b>
<b><u>Expenditures and Uses</u></b>					
<i>Capital Projects &amp; Equipment</i>					
<u>RECREATION &amp; COMMUNITY SVCS</u>					
MEMORIAL PARK IMPROVEMENTS	41005	0	(20,000)	0	0
SHRINE POCKET PARK	41007	0	0	(3,800)	0
<i>Total</i>	0	(20,000)	(3,800)	0	0
<i>Other Uses</i>					
Operating Expense	(15,300)	(5,000)	(15,000)	(15,000)	(15,000)
<i>Total</i>	(15,300)	(5,000)	(15,000)	(15,000)	(15,000)
<b>Total Expenditures and Uses</b>	(15,300)	(25,000)	(18,800)	(15,000)	(15,000)
<b>Change in Fund Balance</b>	39,700	30,000	36,200	40,000	40,000
<b>Ending Balance</b>	<b>306,670</b>	<b>336,670</b>	<b>372,870</b>	<b>412,870</b>	<b>452,870</b>

Source	2016	2017	2018	2019	2020
<b>805 COMMUNITY DEV - EQUIP RESERVE (22</b>					
<b>Beginning Balance</b>	12,225	0	0	0	0
<b><u>Revenues and Other Fund Sources</u></b>					
No Funds	0	0	0	0	0
<i>Total</i>	0	0	0	0	0
<b>Total Revenues and Other Fund Sources</b>	0	0	0	0	0
<b>Total Funds Available</b>	12,225	0	0	0	0
<b><u>Expenditures and Uses</u></b>					
<i>Capital Projects &amp; Equipment</i>					
<u>FINANCE</u>					
ENTERPRISE SOFTWARE (FINANCE / CITIZEN SERVICES) 60001	(12,225)	0	0	0	0
<i>Total</i>	(12,225)	0	0	0	0
<b>Total Expenditures and Uses</b>	(12,225)	0	0	0	0
<b>Change in Fund Balance</b>	(12,225)	0	0	0	0
<b>Ending Balance</b>	0	0	0	0	0

Source	2016	2017	2018	2019	2020
<b>820 GENERAL FUND - EQUIP RESERVE (2201)</b>					
<b>Beginning Balance</b>	12,038	0	0	0	0
<b><u>Revenues and Other Fund Sources</u></b>					
No Funds	0	0	0	0	0
<i>Total</i>	0	0	0	0	0
<b>Total Revenues and Other Fund Sources</b>	0	0	0	0	0
<b>Total Funds Available</b>	12,038	0	0	0	0
<b><u>Expenditures and Uses</u></b>					
<i>Capital Projects &amp; Equipment</i>					
<u>PUBLIC WORKS</u>					
CITY FLEET REPLACEMENTS	66000	(12,038)	0	0	0
<i>Total</i>	(12,038)	0	0	0	0
<b>Total Expenditures and Uses</b>	(12,038)	0	0	0	0
<b>Change in Fund Balance</b>	(12,038)	0	0	0	0
<b>Ending Balance</b>	0	0	0	0	0

Source	2016	2017	2018	2019	2020
<b>821 STORM DRAIN CAPITAL (2009) (2004)</b>					
<b>Beginning Balance</b>	919,286	0	0	0	0
<b>Revenues and Other Fund Sources</b>					
<i>Revenue</i>					
No Funds	0	0	0	0	0
<i>Total</i>	0	0	0	0	0
<b>Total Revenues and Other Fund Sources</b>	0	0	0	0	0
<b>Total Funds Available</b>	919,286	0	0	0	0
<b>Expenditures and Uses</b>					
<i>Capital Projects &amp; Equipment</i>					
<u>SEWER / STORM DRAIN</u>					
ANNUAL STORM DRAIN REHABILITATION	35000	(919,286)	0	0	0
<i>Total</i>		(919,286)	0	0	0
<b>Total Expenditures and Uses</b>		(919,286)	0	0	0
<b>Change in Fund Balance</b>	(919,286)	0	0	0	0
<b>Ending Balance</b>	0	0	0	0	0



Source	2016	2017	2018	2019	2020
<b>825 POLICE - EQUIP RESERVE (2202)</b>					
<b>Beginning Balance</b>	<b>315,108</b>	<b>271,208</b>	<b>176,430</b>	<b>102,330</b>	<b>77,930</b>
<b>Revenues and Other Fund Sources</b>					
<i>Other Fund Sources</i>					
Operating Transfer Fr General Fund	45,600	45,600	45,600	45,600	45,600
<i>Total</i>	45,600	45,600	45,600	45,600	45,600
<b>Total Revenues and Other Fund Sources</b>	<b>45,600</b>	<b>45,600</b>	<b>45,600</b>	<b>45,600</b>	<b>45,600</b>
<b>Total Funds Available</b>	<b>360,708</b>	<b>316,808</b>	<b>222,030</b>	<b>147,930</b>	<b>123,530</b>
<b>Expenditures and Uses</b>					
<i>Capital Projects &amp; Equipment</i>					
<u>POLICE</u>					
POLICE FLEET REPLACEMENTS 63000	(42,000)	(70,378)	(119,700)	(70,000)	(105,000)
<i>Total</i>	(42,000)	(70,378)	(119,700)	(70,000)	(105,000)
<i>Other Uses</i>					
Items In PD Op Budget (Non Vehicles)	(47,500)	(70,000)	0	0	0
<i>Total</i>	(47,500)	(70,000)	0	0	0
<b>Total Expenditures and Uses</b>	<b>(89,500)</b>	<b>(140,378)</b>	<b>(119,700)</b>	<b>(70,000)</b>	<b>(105,000)</b>
<b>Change in Fund Balance</b>	<b>(43,900)</b>	<b>(94,778)</b>	<b>(74,100)</b>	<b>(24,400)</b>	<b>(59,400)</b>
<b>Ending Balance</b>	<b>271,208</b>	<b>176,430</b>	<b>102,330</b>	<b>77,930</b>	<b>18,530</b>

Source	2016	2017	2018	2019	2020
<b>830 FIRE FLEET - EQUIP RESERVE (2203)</b>					
<b>Beginning Balance</b>	228,500	151,500	154,500	202,500	250,500
<b><u>Revenues and Other Fund Sources</u></b>					
<i>Revenue</i>					
No Funds	0	0	0	0	0
<i>Total</i>	0	0	0	0	0
<i>Other Fund Sources</i>					
Forego Lease Pd Off	0	0	0	0	47,437
Gen Fund Transfer In	48,000	48,000	48,000	48,000	48,000
<i>Total</i>	48,000	48,000	48,000	48,000	95,437
<b>Total Revenues and Other Fund Sources</b>	48,000	48,000	48,000	48,000	95,437
<b>Total Funds Available</b>	276,500	199,500	202,500	250,500	345,937
<b><u>Expenditures and Uses</u></b>					
<i>Capital Projects &amp; Equipment</i>					
<i>FIRE</i>					
FIRE FLEET REPLACEMENTS	65000	(125,000)	(45,000)	0	0
<i>Total</i>	(125,000)	(45,000)	0	0	(45,000)
<b>Total Expenditures and Uses</b>	(125,000)	(45,000)	0	0	(45,000)
<b>Change in Fund Balance</b>	(77,000)	3,000	48,000	48,000	50,437
<b>Ending Balance</b>	151,500	154,500	202,500	250,500	300,937

Source		2016	2017	2018	2019	2020
<b>832 CABLE TV (PEG) (1402)</b>						
<b>Beginning Balance</b>		100,283	91,303	98,853	64,844	69,108
<b>Revenues and Other Fund Sources</b>						
<i>Revenue</i>						
PEG Cable Fees		35,020	36,050	36,771	37,506	38,257
	<i>Total</i>	35,020	36,050	36,771	37,506	38,257
<b>Total Revenues and Other Fund Sources</b>		35,020	36,050	36,771	37,506	38,257
<b>Total Funds Available</b>		135,303	127,353	135,624	102,350	107,365
<b>Expenditures and Uses</b>						
<i>Capital Projects &amp; Equipment</i>						
<u>CABLE TV</u>						
CABLE TV CONTROL ROOM HVAC	51003	(27,500)	0	0	0	0
CABLE TV BROADCAST SOFTWARE / HARDWARE	60004	0	0	(40,000)	0	0
	<i>Total</i>	(27,500)	0	(40,000)	0	0
<i>Other Uses</i>						
PEG Ops Capital		(16,500)	(28,500)	0	0	0
PEG Ops Capital - Est		0	0	(30,780)	(33,242)	(35,902)
	<i>Total</i>	(16,500)	(28,500)	(30,780)	(33,242)	(35,902)
<b>Total Expenditures and Uses</b>		(44,000)	(28,500)	(70,780)	(33,242)	(35,902)
<b>Change in Fund Balance</b>		(8,980)	7,550	(34,009)	4,264	2,355
<b>Ending Balance</b>		91,303	98,853	64,844	69,108	71,463

Source	2016	2017	2018	2019	2020
<b>834 EMS - EQUIP RESERVE (2204)</b>					
<b>Beginning Balance</b>	76,971	99,471	121,971	(5,529)	16,971
<b>Revenues and Other Fund Sources</b>					
<i>Other Fund Sources</i>					
Gen Fund Transfer In	22,500	22,500	22,500	22,500	22,500
<i>Total</i>	22,500	22,500	22,500	22,500	22,500
<b>Total Revenues and Other Fund Sources</b>	22,500	22,500	22,500	22,500	22,500
<b>Total Funds Available</b>	99,471	121,971	144,471	16,971	39,471
<b>Expenditures and Uses</b>					
<i>Capital Projects &amp; Equipment</i>					
<u>FIRE</u>					
FIRE FLEET REPLACEMENTS	65000	0	(150,000)	0	0
<i>Total</i>	0	0	(150,000)	0	0
<b>Total Expenditures and Uses</b>	0	0	(150,000)	0	0
<b>Change in Fund Balance</b>	22,500	22,500	(127,500)	22,500	22,500
<b>Ending Balance</b>	99,471	121,971	(5,529)	16,971	39,471

Source		2016	2017	2018	2019	2020
<b>842 CIVIC CENTER GO BOND PRJ (2007) (200</b>						
<b>Beginning Balance</b>		169,654	44,654	44,654	44,654	44,654
<b><u>Revenues and Other Fund Sources</u></b>						
No Funds		0	0	0	0	0
	<i>Total</i>	0	0	0	0	0
<b>Total Revenues and Other Fund Sources</b>		0	0	0	0	0
<b>Total Funds Available</b>		169,654	44,654	44,654	44,654	44,654
<b><u>Expenditures and Uses</u></b>						
<i>Capital Projects &amp; Equipment</i>						
<u>POLICE</u>						
POLICE CYCLE STORAGE	50104	(30,000)	0	0	0	0
	<i>Total</i>	(30,000)	0	0	0	0
<u>SEWER / STORM DRAIN</u>						
CIVIC CENTER IMPROVEMENTS / REPAIRS	51002	(95,000)	0	0	0	0
	<i>Total</i>	(95,000)	0	0	0	0
<b>Total Expenditures and Uses</b>		(125,000)	0	0	0	0
<b>Change in Fund Balance</b>		(125,000)	0	0	0	0
<b>Ending Balance</b>		44,654	44,654	44,654	44,654	44,654

Source		2016	2017	2018	2019	2020
<b>849 INFORMATION SYS RESERVE (2206)</b>						
<b>Beginning Balance</b>		456,478	241,204	241,204	241,204	241,204
<b><u>Revenues and Other Fund Sources</u></b>						
<i>Revenue</i>						
No Funds		0	0	0	0	0
	<i>Total</i>	0	0	0	0	0
<b>Total Revenues and Other Fund Sources</b>		0	0	0	0	0
<b>Total Funds Available</b>		456,478	241,204	241,204	241,204	241,204
<b><u>Expenditures and Uses</u></b>						
<i>Capital Projects &amp; Equipment</i>						
<u>INFORMATION SERVICES</u>						
POLICE MOBILE DATA COMMUNICATION UPGRADE	60002	(53,360)	0	0	0	0
NETWORK SERVER REPLACEMENTS (Public Safety)	61000	(105,600)	0	0	0	0
	<i>Total</i>	(158,960)	0	0	0	0
<u>RECREATION &amp; COMMUNITY SVCS</u>						
CITY WEBSITE UPGRADE	60003	(40,000)	0	0	0	0
	<i>Total</i>	(40,000)	0	0	0	0
<i>Other Uses</i>						
Replacement E-Mail Sys Set-Up Op Budget		(16,314)	0	0	0	0
	<i>Total</i>	(16,314)	0	0	0	0
<b>Total Expenditures and Uses</b>		(215,274)	0	0	0	0
<b>Change in Fund Balance</b>		(215,274)	0	0	0	0
<b>Ending Balance</b>		241,204	241,204	241,204	241,204	241,204

Source	2016	2017	2018	2019	2020
<b>850 EQUIP REPLACEMENT RESERVE (2207)</b>					
<b>Beginning Balance</b>	<b>242,000</b>	<b>45,500</b>	<b>45,000</b>	<b>45,000</b>	<b>45,000</b>
<b>Revenues and Other Fund Sources</b>					
<i>Revenue</i>					
No Funds	0	0	0	0	0
<i>Total</i>	0	0	0	0	0
<b>Total Revenues and Other Fund Sources</b>	<b>0</b>	<b>0</b>	<b>0</b>	<b>0</b>	<b>0</b>
<b>Total Funds Available</b>	<b>242,000</b>	<b>45,500</b>	<b>45,000</b>	<b>45,000</b>	<b>45,000</b>
<b>Expenditures and Uses</b>					
<i>Capital Projects &amp; Equipment</i>					
<u>FINANCE</u>					
ENTERPRISE SOFTWARE (FINANCE / CITIZEN SERVICES) 60001	(196,000)	0	0	0	0
<i>Total</i>	(196,000)	0	0	0	0
<i>Other Uses</i>					
Operating Expense	(500)	(500)	0	0	0
<i>Total</i>	(500)	(500)	0	0	0
<b>Total Expenditures and Uses</b>	<b>(196,500)</b>	<b>(500)</b>	<b>0</b>	<b>0</b>	<b>0</b>
<b>Change in Fund Balance</b>	<b>(196,500)</b>	<b>(500)</b>	<b>0</b>	<b>0</b>	<b>0</b>
<b>Ending Balance</b>	<b>45,500</b>	<b>45,000</b>	<b>45,000</b>	<b>45,000</b>	<b>45,000</b>

Source	2016	2017	2018	2019	2020
<b>NEW TRANSPORTATION GRANTS</b>					
<b>Beginning Balance</b>	0	0	0	0	0
<b>Revenues and Other Fund Sources</b>					
<i>Revenue</i>					
CALTRANS ATP GRANT	0	335,000	0	0	0
CALTRANS BICYCLE GRANT (State)	255,710	316,361	0	0	0
HIGHWAY BRIDGE GRANT (Federal)	35,412	261,429	0	0	0
SAFE ROUTES SCHOOL (State)	391,356	0	0	0	0
<i>Total</i>	682,478	912,790	0	0	0
<b>Total Revenues and Other Fund Sources</b>	682,478	912,790	0	0	0
<b>Total Funds Available</b>	<b>682,478</b>	<b>912,790</b>	<b>0</b>	<b>0</b>	<b>0</b>
<b>Expenditures and Uses</b>					
<i>Capital Projects &amp; Equipment</i>					
<u>PUBLIC WORKS</u>					
BUCHANAN BRIDGE RESURFACING	24003	(35,412)	(261,429)	0	0
<i>Total</i>		(35,412)	(261,429)	0	0
<u>TRANSPORTATION PLANNING</u>					
COMPLETE STREETS (SAN PABLO / BUCHANAN)	24001	0	(335,000)	0	0
SAFE ROUTES SCHOOL (CURTIS / MARIN)	24002	(391,356)	0	0	0
BUCHANAN / MARIN BIKE PATH (PHASE III)	24004	(255,710)	(316,361)	0	0
<i>Total</i>		(647,066)	(651,361)	0	0
<b>Total Expenditures and Uses</b>	(682,478)	(912,790)	0	0	0
<b>Change in Fund Balance</b>	0	0	0	0	0
<b>Ending Balance</b>	<b>0</b>	<b>0</b>	<b>0</b>	<b>0</b>	<b>0</b>