

# City of Albany Complete Streets Policy Resolution



January 22, 2013

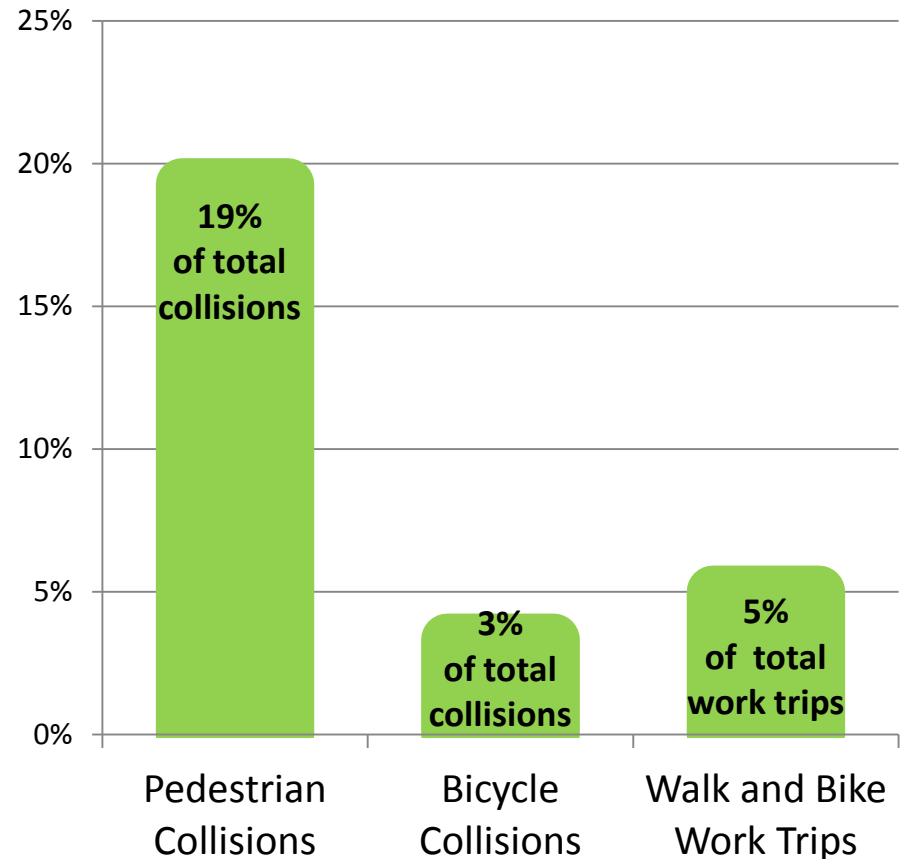
# What are Complete Streets?

Complete Streets are safe, comfortable, and convenient for travel for everyone, regardless of age or ability – motorists, pedestrians, bicyclists, and public transportation riders.



# Improved Safety

- Bicyclists and pedestrians are disproportionately represented in crash rates
- Designing streets for all users reduces crashes
  - In Santa Monica, a street reconfiguration reduced crashes by 65%<sup>1</sup>



*California Highway Patrol 1998 to 2007 Bay Area Collisions; American Community Survey Work Trips (2009)*

# Increased Transit Ridership

- Sidewalks and crossings encourage transit use
  - Walkable neighborhoods of King County, WA have higher public transportation shares<sup>2</sup>
- Improving efficiency and reliability makes transit more appealing
  - A priority signal system in Los Angeles decreased travel time by 25% and increased ridership by more than 30%<sup>3</sup>



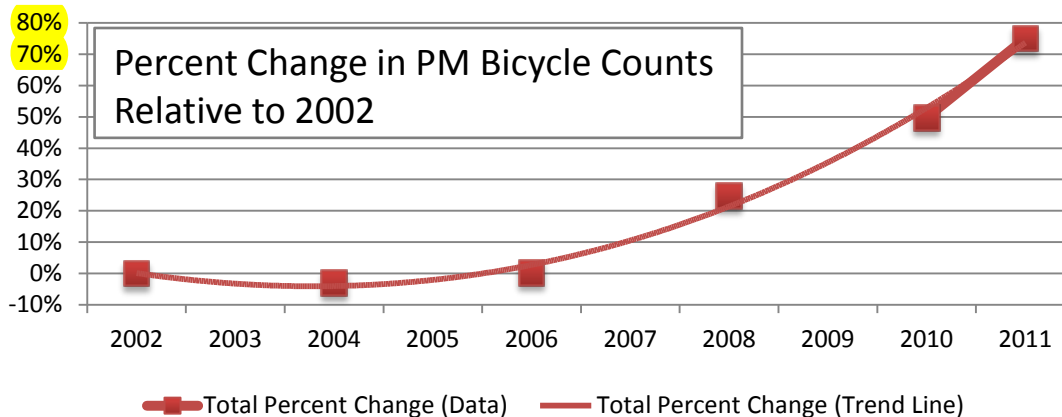
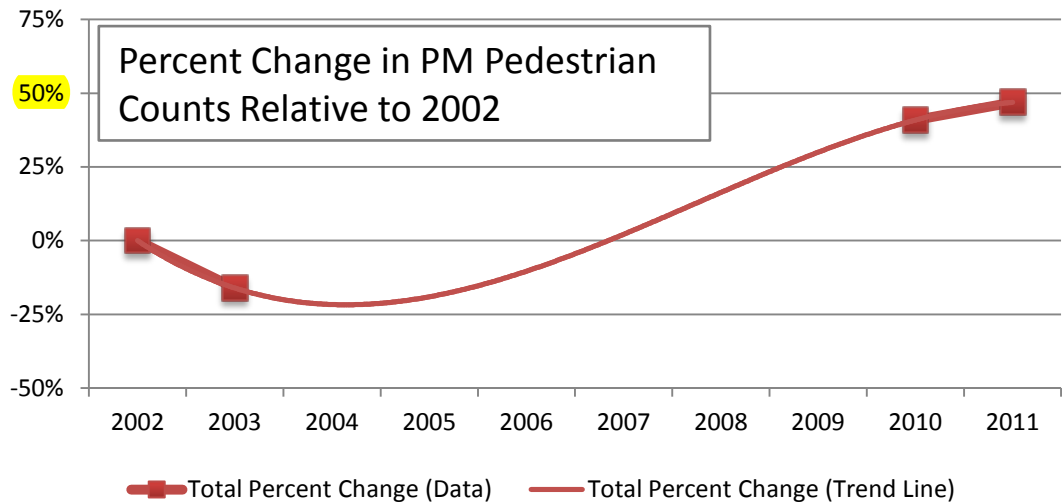
# Increased Walking and Bicycling

- Pedestrian facilities encourage walking
  - Residents are 65% more likely to walk in a neighborhood with sidewalks<sup>4</sup>
- Bicycle facilities encourage biking
  - Cities with more bike lanes per square mile have higher levels of bicycle commuting<sup>5</sup>
  - San Francisco's improvements on Valencia Street resulted in 1.4 times more cyclists and 36% fewer pedestrian collisions<sup>1</sup>



# Growth in Walking and Biking in Alameda County

Walking represents 11% of all trips, and 2% of trips are completed by bike in Alameda County (2000).



Source: Census 2000 and Alameda County Transportation Commission Bicycle & Pedestrian Surveys

# Increased Mobility for People with Disabilities and Older Adults

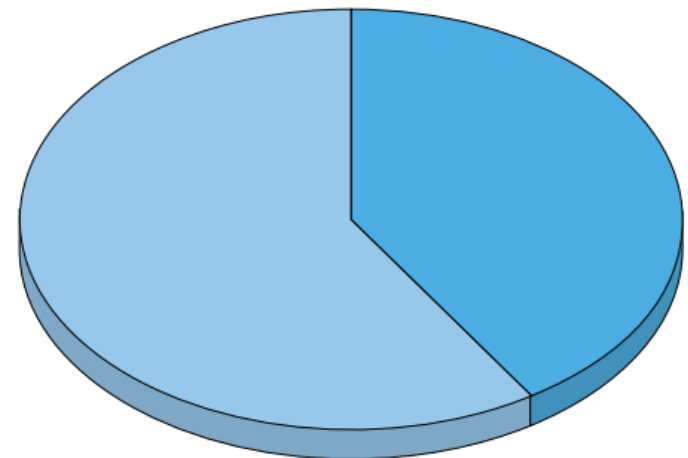
- Older pedestrians are more at risk
  - In 2008, older pedestrians represented 18% of the fatalities but were only 13% of the population nationwide<sup>6</sup>
- Seniors are more isolated
  - Non-driving seniors make 65% fewer trips to visit family, friends or go to church<sup>7</sup>
- Pedestrians with disabilities require additional design consideration
  - Blind pedestrians wait three times longer to cross the street than sighted pedestrians<sup>8</sup>



# Reduced Air Pollution from Transportation

- Transportation is a major source of air pollution
  - 75% of air pollution emissions in the Bay Area are from mobile sources (particularly cars & light duty trucks)<sup>9</sup>
- Many trips could be walkable or bikeable
  - 40% of all trips are < 2 miles

Bay Area GHG Emissions



■ Transportation Sector ■ All Other

SOURCE: US EPA




# Policy Resolution: 10 Elements Needed to Comply with Alameda CTC and MTC Requirements

1. Vision
2. All Users and Modes
3. All Projects/Phases
4. Exceptions
5. Network/ Connectivity
6. Jurisdiction
7. Design
8. Context Sensitivity
9. Performance Measures
10. Implementation Next Steps

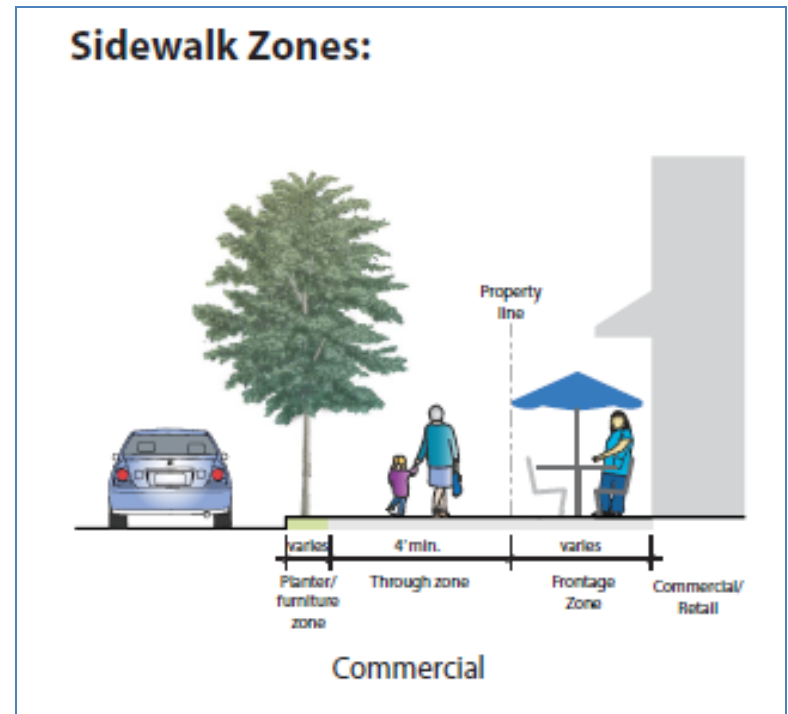
# Vision

To promote public health and reduce the production of greenhouse gases, all transportation improvements in the City of Albany will be planned and implemented to provide safe access to walking, biking, and public transit facilities.



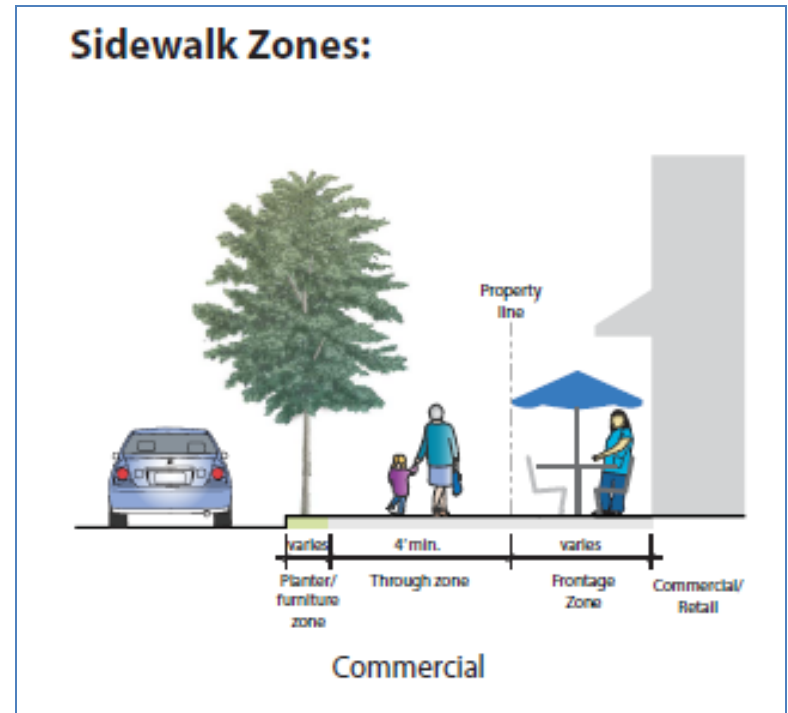
# Design

The City will generally follow its own accepted or adopted policies and design standards, including the Climate Action Plan and Active Transportation Plan.



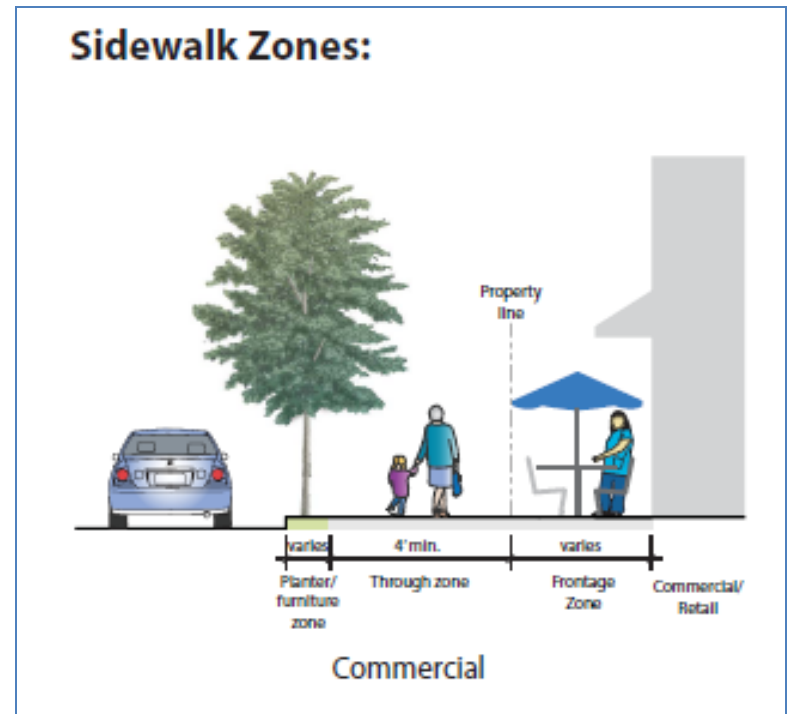
# Design

The City will use planning and engineering design standards published by national, state or regionally recognized organizations, with a goal of providing for and balancing all user and travel mode needs.



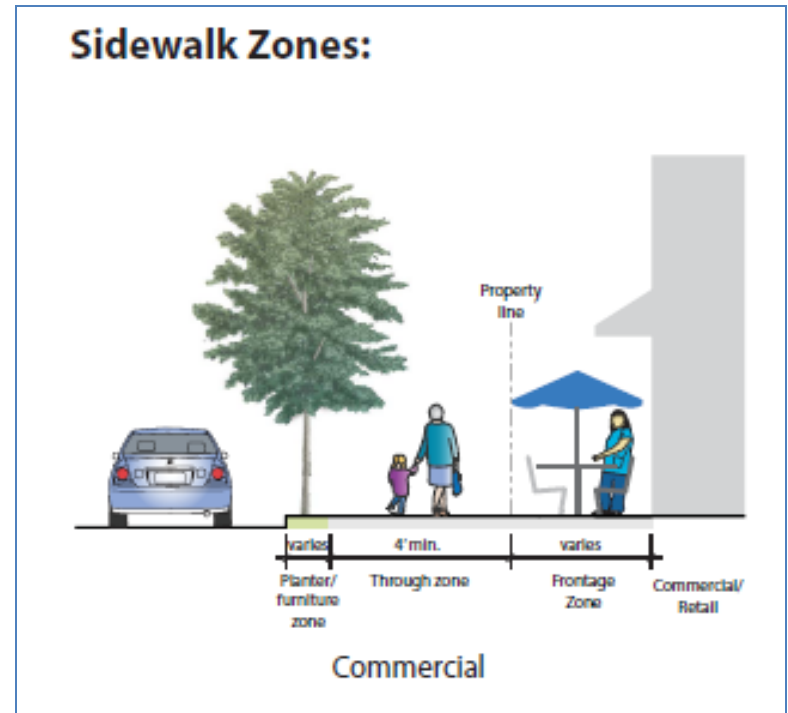
# Design

Design of transportation improvements shall be sensitive to the quality of life of nearby residents, the function and vitality of nearby businesses and institutions, and enhance the urban design of the surrounding area.



# Design

The City will consider innovative or non-traditional design options where a comparable level of safety can be provided.



# Benefits of Complete Streets

- Improved safety
- Increased mobility for all users and modes
- Improved air and water quality
- Improved public health
- Enhanced economic competitiveness
- Increased livability

