



REGISTRAR OF VOTERS

ALAMEDA COUNTY • CALIFORNIA

DAVE MACDONALD
REGISTRAR OF VOTERS

November 19, 2010


Jacqueline Bucholz, City Clerk
City of Albany
1000 San Pablo Avenue
Albany, CA 94706

Dear Ms. Bucholz:

Enclosed are the Certificates of Election Results and a copy of the Official Canvass for the City of Albany at the General Election held on November 2, 2010.

If you have any questions, please contact me at 510-272-6933.


Sincerely,



Dave Macdonald
Registrar of Voters
Alameda County

STATE OF CALIFORNIA)
) ss.
COUNTY OF ALAMEDA)

I, **DAVE MACDONALD**, Registrar of Voters for the County of Alameda, State of California, having canvassed the returns of all votes cast in the **City of Albany** at the General Election held Tuesday, **November 2, 2010**, do hereby certify the following to be a full, true and correct Statement of the Results of all the votes cast, to which this certificate is attached, at said election for each candidate in the **City of Albany** for the office of **City Attorney**.

I hereby set my hand and my official seal this **19th** day of **November 2010**.




DAVE MACDONALD
Registrar of Voters
Alameda County
State of California


**ALAMEDA COUNTY Statement of Vote
GENERAL ELECTION**


CITY OF ALBANY														
	Registration	Ballots Cast	Turnout (%)	MEMBERS, CITY COUNCIL - JOANNE WILE	CARYL O'KEEFE	FRANCESCO PAPALIA	MARGE ATKINSON	Write-In		CITY ATTORNEY - ALBANY ROBERT J. ZWEBEN	Write-In			
260100 - Vote by Mail Reporting	1024	330	32.23	128	131	112	122	2		205	3			
260100 - Election Day Reporting	1024	326	31.84	125	114	65	118	1		174	4			
260300 - Vote by Mail Reporting	725	217	29.93	95	85	51	96	0		147	2			
260300 - Election Day Reporting	725	201	27.72	74	63	41	70	1		106	0			
260400 - Vote by Mail Reporting	723	230	31.81	104	77	56	115	1		148	2			
260400 - Election Day Reporting	723	256	35.41	91	108	82	95	0		154	4			
260610 - Vote by Mail Reporting	726	310	42.70	131	110	86	127	1		201	6			
260610 - Election Day Reporting	726	153	21.07	64	56	22	58	0		97	3			
260800 - Vote by Mail Reporting	711	262	36.85	113	102	87	98	1		156	2			
260800 - Election Day Reporting	711	232	32.63	102	85	67	94	1		156	2			
260900 - Vote by Mail Reporting	870	340	39.08	133	153	139	133	1		213	5			
260900 - Election Day Reporting	870	306	35.17	116	108	104	125	4		187	4			
261000 - Vote by Mail Reporting	830	352	42.41	163	131	123	176	0		230	2			
261000 - Election Day Reporting	830	288	34.70	105	126	102	103	0		183	1			
261300 - Vote by Mail Reporting	837	314	37.51	155	108	82	140	0		207	4			
261300 - Election Day Reporting	837	251	29.99	104	89	67	107	1		141	7			
261400 - Vote by Mail Reporting	658	232	35.26	109	74	50	114	5		128	4			
261400 - Election Day Reporting	658	236	35.87	110	61	53	110	0		136	2			
261600 - Vote by Mail Reporting	829	360	43.43	212	108	73	202	2		224	6			
261600 - Election Day Reporting	829	262	31.60	122	69	63	123	2		155	3			
261700 - Vote by Mail Reporting	656	260	39.63	129	91	84	122	1		180	1			
261700 - Election Day Reporting	656	254	38.72	110	91	91	99	1		152	4			
262000 - Vote by Mail Reporting	887	439	49.49	221	165	123	230	1		278	5			
262000 - Election Day Reporting	887	251	28.30	96	122	108	95	2		165	2			
262100 - Vote by Mail Reporting	736	361	49.05	168	141	120	167	1		232	2			
262100 - Election Day Reporting	736	223	30.30	91	95	77	97	0		143	1			
Vote by Mail Reporting Totals	10212	4007	39.24	1861	1476	1186	1842	16		2549	44			
Election Day Reporting Totals	10212	3239	31.72	1310	1187	942	1294	13		1949	37			
District Totals - Absentee														
District Grand Totals														
9th Congressional District	10212	7246	70.96	3171	2663	2128	3136	29		4498	81			
9th State Senatorial District	10212	7246	70.96	3171	2663	2128	3136	29		4498	81			
14th Assembly District	10212	7246	70.96	3171	2663	2128	3136	29		4498	81			
1st Dist, Board of Equalization	10212	7246	70.96	3171	2663	2128	3136	29		4498	81			
5th Supervisorial District	10212	7246	70.96	3171	2663	2128	3136	29		4498	81			
ALAMEDA	10212	7246	70.96	3171	2663	2128	3136	29		4498	81			
City of Albany	10212	7246	70.96	3171	2663	2128	3136	29		4498	81			
Grand Totals	10212	7246	70.96	3171	2663	2128	3136	29		4498	81			

STATE OF CALIFORNIA)
) ss.
COUNTY OF ALAMEDA)

I, **DAVE MACDONALD**, Registrar of Voters for the County of Alameda, State of California, having canvassed the returns of all votes cast in the **City of Albany** at the General Election held Tuesday, **November 2, 2010**, do hereby certify the following to be a full, true and correct Statement of the Results of all the votes cast, to which this certificate is attached, at said election for and against **Measure N**.

I hereby set my hand and my official seal this **19th** day of **November 2010**.






DAVE MACDONALD
Registrar of Voters
Alameda County
State of California

STATE OF CALIFORNIA)
) ss.
COUNTY OF ALAMEDA)

I, **DAVE MACDONALD**, Registrar of Voters for the County of Alameda, State of California, having canvassed the returns of all votes cast in the **City of Albany** at the General Election held Tuesday, **November 2, 2010**, do hereby certify the following to be a full, true and correct Statement of the Results of all the votes cast, to which this certificate is attached, at said election for and against **Measure O**.

I hereby set my hand and my official seal this **19th** day of **November 2010**.






DAVE MACDONALD
Registrar of Voters
Alameda County
State of California

STATE OF CALIFORNIA)
) ss.
COUNTY OF ALAMEDA)

I, **DAVE MACDONALD**, Registrar of Voters for the County of Alameda, State of California, having canvassed the returns of all votes cast in the **City of Albany** at the General Election held Tuesday, **November 2, 2010**, do hereby certify the following to be a full, true and correct Statement of the Results of all the votes cast, to which this certificate is attached, at said election for and against **Measure P**.

I hereby set my hand and my official seal this **19th** day of **November 2010**.





DAVE MACDONALD
Registrar of Voters
Alameda County
State of California

STATE OF CALIFORNIA)
) ss.
COUNTY OF ALAMEDA)

I, **DAVE MACDONALD**, Registrar of Voters for the County of Alameda, State of California, having canvassed the returns of all votes cast in the **City of Albany** at the General Election held Tuesday, **November 2, 2010**, do hereby certify the following to be a full, true and correct Statement of the Results of all the votes cast, to which this certificate is attached, at said election for and against **Measure Q**.

I hereby set my hand and my official seal this **19th** day of **November 2010**.



Dave MacDonald
DAVE MACDONALD
Registrar of Voters
Alameda County
State of California

**ALAMEDA COUNTY Statement of Vote
GENERAL ELECTION**

CITY OF ALBANY													
	Registration	Ballots Cast	Turnout (%)	MEASURE N - CITY OF ALBANY		MEASURE O - CITY OF ALBANY		MEASURE P - CITY OF ALBANY		MEASURE Q - CITY OF ALBANY			
				YES	NO	YES	NO	YES	NO	YES	NO		
260100 - Vote by Mail Reporting	1024	330	32.23	151	109	219	37	152	110	230	41		
260100 - Election Day Reporting	1024	326	31.84	128	95	182	42	148	82	210	36		
260300 - Vote by Mail Reporting	725	217	29.93	102	67	147	25	124	54	160	22		
260300 - Election Day Reporting	725	201	27.72	87	49	112	20	94	40	127	22		
260400 - Vote by Mail Reporting	723	230	31.81	104	71	157	16	127	57	157	26		
260400 - Election Day Reporting	723	256	35.41	106	76	154	28	142	47	155	39		
260610 - Vote by Mail Reporting	726	310	42.70	153	90	208	38	148	100	216	38		
260610 - Election Day Reporting	726	153	21.07	52	66	93	26	65	59	96	28		
260800 - Vote by Mail Reporting	711	262	36.85	117	84	180	25	138	76	176	39		
260800 - Election Day Reporting	711	232	32.63	101	80	166	25	141	51	152	44		
260900 - Vote by Mail Reporting	870	340	39.08	174	100	237	37	220	69	245	48		
260900 - Election Day Reporting	870	306	35.17	130	96	183	36	167	68	188	53		
261000 - Vote by Mail Reporting	830	352	42.41	196	82	251	29	227	59	250	42		
261000 - Election Day Reporting	830	288	34.70	142	73	186	28	177	56	194	38		
261300 - Vote by Mail Reporting	837	314	37.51	158	76	225	15	187	65	222	32		
261300 - Election Day Reporting	837	251	29.99	120	70	166	36	159	49	166	41		
261400 - Vote by Mail Reporting	658	232	35.26	91	81	143	44	124	68	156	39		
261400 - Election Day Reporting	658	236	35.87	91	63	131	32	118	52	151	31		
261600 - Vote by Mail Reporting	829	360	43.43	183	108	266	35	227	75	265	42		
261600 - Election Day Reporting	829	262	31.60	115	66	164	24	142	51	163	32		
261700 - Vote by Mail Reporting	656	260	39.63	137	72	190	21	173	42	188	30		
261700 - Election Day Reporting	656	254	38.72	115	80	158	29	141	55	168	32		
262000 - Vote by Mail Reporting	887	439	49.49	233	120	317	40	294	74	326	48		
262000 - Election Day Reporting	887	251	28.30	119	69	162	30	164	39	175	30		
262100 - Vote by Mail Reporting	736	361	49.05	193	96	262	31	222	79	280	31		
262100 - Election Day Reporting	736	223	30.30	126	52	151	21	148	42	167	21		
Vote by Mail Reporting Totals	10212	4007	39.24	1992	1156	2802	393	2363	928	2871	478		
Election Day Reporting Totals	10212	3239	31.72	1432	935	2008	377	1806	691	2112	447		
District Totals - Absentee													
District Grand Totals													
9th Congressional District	10212	7246	70.96	3424	2091	4810	770	4169	1619	4983	925		
9th State Senatorial District	10212	7246	70.96	3424	2091	4810	770	4169	1619	4983	925		
14th Assembly District	10212	7246	70.96	3424	2091	4810	770	4169	1619	4983	925		
1st Dist, Board of Equalization	10212	7246	70.96	3424	2091	4810	770	4169	1619	4983	925		
5th Supervisorial District	10212	7246	70.96	3424	2091	4810	770	4169	1619	4983	925		
ALAMEDA	10212	7246	70.96	3424	2091	4810	770	4169	1619	4983	925		
City of Albany	10212	7246	70.96	3424	2091	4810	770	4169	1619	4983	925		
Grand Totals	10212	7246	70.96	3424	2091	4810	770	4169	1619	4983	925		